QUEENSLAND RAIL

December 1991

For use of officials only

ROLLINGSTOCK BOOK



- LOCOMOTIVES
- ELECTRIC MULTIPLE UNITS
- RAIL CARS
- PASSENGER ROLLINGSTOCK
- BRAKE VANS
- FREIGHT ROLLINGSTOCK

Classification and Description including Privately Owned Wagons.

QUEENSLAND RAIL

December 1991

For use of officials only

ROLLINGSTOCK BOOK



- LOCOMOTIVES
- ELECTRIC MULTIPLE UNITS
- RAIL CARS
- PASSENGER ROLLINGSTOCK
- BRAKE VANS
- FREIGHT ROLLINGSTOCK

Classification and Description including Privately Owned Wagons.

Particulars of Alterations or Amendments to the Rollingstock Book

Alteration Number	Page Number Altered	Weekly Notice Number	Date	Alteration Number	Page Number Altered	Weekly Notice Number	Date

Particulars of Alterations or Amendments to the Rollingstock Book

Alteration Number	Page Number Altered	Weekly Notice Number	Date	Alteration Number	Page Number Altered	Weekly Notice Number	Date

CONTENTS

Section 1 Index and Miscellaneous

Section 2 Classification of Locomotives
Classification of Rail Motors

Section 3 Freight Wagons

Section 4 Tank Wagons

Section 5 Camp Wagons

Section 6 Coaching Rollingstock including vans
Electric Multiple Units

On and After December, 1991.

EXPLANATION NOTES

¶ Available for all Lines
§ Available for S, A and some B Class Lines
† or ‡ Available for S and A Class Lines

DEFINITIONS OF LINE CLASSIFICATIONS

Subject to the exceptions and other limitations listed in the tables for the various Divisions, lines and sections of lines are classified as follows:—

"S" CLASS—These lines are of "Special standard of construction, generally for mineral traffic. They are available for all classes of locomotives and wagons including "block trains" of any class of wagon.

*"A" CLASS—Available for locomotives with axle loading not greater than 15.25 tonnes (namely the "90 tonne" and "60 tonne" diesel electric locomotives and the diesel hydraulic locomotives), and for wagons with axle loading not greater than 15.75 tonnes, including "block trains" of such wagons where specifically allowed.

"B" CLASS—Available for locomotives with axle loading not greater than 10.62 tonnes (namely the "60 tonne" diesel electric locomotives and the diesel hydraulic locomotives), and for wagons with axle loading not greater than 10.16 tonnes, except the PWZ wagon.

* See the Supplement to the Working Time Tables re movement of Electric Locomotives on "A" Class Lines.

INTRODUCTION

This book is to be used in conjuction with the Supplement to Working Time Tables, and The General Appendix. It contains information concerning the various types of rollingstock used on the Queensland System.

The issue of the book is restricted to Stations, Depots and Administrative Offices and a copy must be kept at each attended Station and Depot Office so as to be accessible for reference by employees.

Alterations and amendments will be proumulgated in the Weekly Notice and will be progressively numbered. Any inaccuracies noted must be reported to the Head of the Branch concerned immediately.

Section 1.0

INDEX

SECTION 1
Q.R. Loading Gauge 3
Alphabetical Index of Wagons 5, 6

SECTION 2
Diesel Electric Locomotive 7–14, 18–21
Diesel Hydraulic Locomotive 16–17, 21
Diesel Mechanical 15
Breakdown Cranes 22
Electric Locomotives 27–30
Steam Locomotives 31
Rail Motors 23–26

SECTION 3
Freight Wagons 32–225
Interstate Containers 226–227

SECTION 4
Tank Wagons 228–306

SECTION 5
Camp Wagons 307–319

SECTION 6
Coaching Rollingstock 320–348, 352–353
Vans 347–351
Electric Multiple Units 328–332
Special Cars and Instruction Cars 354–358

Section 1.1

QUEENSLAND RAIL
STANDARD LOADING DIAGRAM

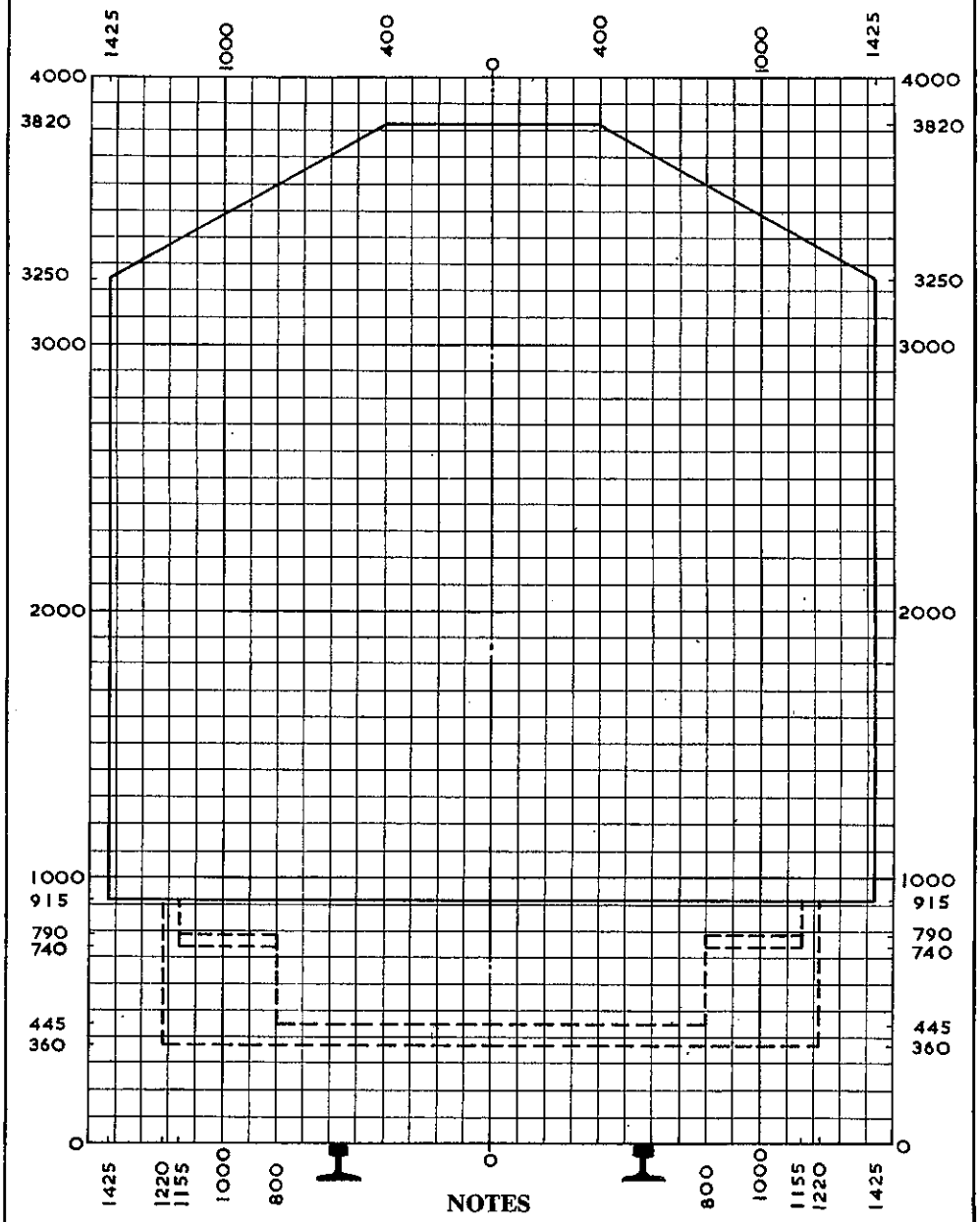

NOTES

1. Loading, the dimensions of which exceed the limits of the full outline above, is termed "Out of Gauge" and may only be accepted for conveyance under special arrangements.
2. Further details regarding dimensions of loads may be obtained from the "Out of Gauge" loads section of the General Manager Freight Operations Brisbane, or from the Infrastructure Engineer's staff in the Area concerned.
3. Reference may also be made to the publication "General Instructions for the Acceptance and Marshalling of Out of Gauge, exceptionally long and or heavy loading".
4. The above dimensions decrease for loads which extend beyond the headstock of the wagon.
5. Allowance must be made for the floor heights of rollingstock which vary and can be up to 1067 mm above rail level.
6. Dotted lines represent additional dimensions applicable only to drop centre or low load wagons.

Section 1.2

Alphabetical INDEX OF WAGONS

Class	No. in Traffic	Page	Class	No. in Traffic	Page	Class	No. in Traffic	Page
ALY	1	32	HJSM	19	81	PFC	3	126
ALY/T	4	32	HJST	15	82	PFCC	4	127
B	5	33	HJSW	1	83	PFCF	13	126
BLC/T	52	34	HMM	27	84	PHO	56	128
BM	7	35	HO	111	88	PHOA	20	128
BMA	132	35	HOA	20	85	PHOS	4	128
BMMA	20	35	HOQ	3	86	PHY	21	129
BRA	30	36	HOS	15	87	PJS	54	130
BRAP	14	36	HOSM	15	87	PJSF	19	131
BRM	2	37	HS	7	89	PJW	1	132
BRMA	82	37	HSM	10	91	PM	8	133
BRMAP	32	37	HSW	5	89	PO	1	134
BRMP	1	37	HSAM	49	90	PR	6	135
BRP	1	36	HSA/T	189	90	PRB	1	136
BSW	5	38, 39	HWA	295	92	PSC	49	137
CCH	1	40	HWO	123	93	PST	9	138, 139
CFJS	250	66	KA	199	94	PT	1	140
CLC	9	41	KL	322	95	PRM	8	
CLO	49	42	KLS	1	95	PTM	39	141, 306
CLX	41	163	KSA/T	491	96	PW	2	142
CMIS	3	43	KWA	96	97	PWA	1	143
CMR	1	44	LRC	4	98	PWE	2	144
CO	47	45	LSR	42	99-101	PWH	62	145
COP	2	45	LSRT	7	99	PWZ/T	2	146, 147
CPM	9	46-49	LTC	2	357	PYC	53	148
CPMR	3	50-53	LTR	3	102	PYCC	52	148
CW	352	314-316	M	7	103, 104	PYCL	14	148
CWM	37	316	MALY	291	32	PYCM	79	148
DDM	10	54	MALY/T	155	32	PYCR	2	149
CM	7	54	MFJS	82	66	QC	11	150
EFC	1	56	MFJST	1	66	QCA	91	150
EFH	2	57	MHJS	100	81	QFC	20	151
ELRC	35	58	ML	13	105, 106	QFCA	274	151
EWT	41	59-62	MMTW	4	111	QFCR	66	152
FGM	1		MO	35	107	QFP	10	153
FGW	3	64	MPJS	8	130	QFQ	27	154-158
FJE	40	65	MQLX	2	163	QFS	8	159
FJS	286	66	MR	1	108	QGA	339	160, 161
FJS/T	6	66	MTS	3	109	QGX	120	160, 161
FJW	24	67	MTSC	1	110	QLP	3	162
FJW/T	8	67	MTSF	14	109	QLX	787	163
FSS	5	68	MTW	132	111	QLXM	237	163
FWS	5	66	MTWC	58	111, 112	QLXP	203	163
G	724	69	MVJM	2	201	QLXW	15	163
GCW	3	70	MZ	151	66	QPC	4	164
GHB	321	71	PB	31	113	QPS	8	165
GM	40	69	PC	19	114	QPX	12	166
GN	117	72	PCC	56	116	QR	14	167
GNB	60	72	PCCL	8	115	QRC	100	181
GO	98	73	PCE	43	117	QRCC	7	170
GOB	71	73	PCEP	2	117	QRG	17	
GOC	54	73	PCET	10	117	QRPC	5	
GOCM	5	73	PCL	58	118	QRRC	24	168
GON	29	73	PCO	100	119	QSC	40	171
GOM	8		PCOP	13	120	R	29	172
GOMB	5	73	PCOY	198	120	RCF	1	172
GJD	147	74	PCR	1	114	RGW	5	173
GWW	9	75	PCS	62	121	RQXF	1	174, 175
HBC	3	77	PCSS	1	121	RRF	1	174/175
HJBC	2	76	PCST	2	121	RRY	1	174, 175
HJCF	23	78	PCW	5	122	RY	24	176
HJCT	10	79	PWCT	11	122	RYS	8	177
HJM	1	80	PCY	3	123	S	6	178
HJS	315	81	PE	10	124	SD	13	179
HJSF	66	81	PF	1	125	SL	1	180

Alphabetical INDEX OF WAGONS, CONTAINERS, ETC.

Class	No. in Traffic	Page
SRC	97	181
TCW	8	317, 318
TCWA	3	319
TES	39	182
UW	1	183
VAG	1	184
VAH	280	185
VAHM	49	185
VAJ	4	186
VAJM	357	186
VAK	55	187
VAKM	226	187
VALJM	127	188
VALKM	122	189
VALL	89	190
VALLB	30	190
VALM	91	191
VALMB	298	191
VAMMB	371	192
VAO	377	193
VAOS	405	194
VASO	121	195
VAZ	319	196
VAZB	129	196
VAZM	7	196
VAZMB	1	196
VBO	65	197
VBOM	6	197
VBOS	6	197
VC	71	227
VGY	1	198
VJB	48	199
VJDG	10	200
VJM	170	201
VJMG	11	202
VLLM	113	190
VLLMB	66	190
VO	269	204
VSNB	232	205
VSNBM	5	205
VSNBS	5	205
VTE	179	206
VTJ	182	203
VTS	352	207
WCC	11	208
WE	1	209
WFO	5	210
WHA	1	211
WHAF	20	211
WHAS	1	211
WHAT	62	211
WHATF	6	211
WHATS	101	211
WHE	39	212
WHEC	29	212
WHEF	1	212
WHES	8	212
WHET	46	212
WHETC	7	212
WHETF	1	212
WHETS	9	212
WHO	92	213
WHO/C	18	213
WM	6	214, 215, 216
WO	20	217
WOS	30	218
WR	69	219
WRA	35	219
WRB	35	221
WS	61	222
WSE	20	223
WSO	169	224
WSOC	82	225
WW	16	220

RAIL TANK WAGONS

Z	1333	66
LPO	7	228-230
LPY	6	231, 232
OA	3	233
OAA	22	233
OAAO	1	234
OB	8	235
OBA	70	235, 236
OBAO	18	237
OBAT	17	238
OBE	4	239
OBOT	3	240, 241
OBY	3	242
OC	24	243
OCA	29	243
OCAO	5	244, 245
OCE	16	246, 247
OCET	9	248
OCO	1	249
OCY	4	250
ODY	1	251
OF	6	252
OFY	2	253
OGE	1	254
OHAO	7	255
OHE	22	256
OHET	3	256
OHO	19	257-260
OHY	2	261
OJY	3	262, 263
OKE	4	264
OLA	4	265
OLAO	3	266
OLE	19	267
OLET	2	267
OLY	3	268, 269
OMY	1	270
OP	6	271
OPA	8	271
OPAO	2	272
OPE	3	273, 274
OPO	2	257
OPY	9	276, 277
OQ	3	278
OQE	8	279
OQET	1	280
OQY	2	281
OR	3	282
ORL	1	283
ORLT	1	284
ORO	17	285-287
OS	6	288
OSO	2	289
OT	3	290
OTA	29	290, 291
OTAO	2	292
OTAT	4	293
OTE	11	294
OTO	7	295-297
OTY	9	298
OV	29	299, 300
OVA	13	299, 300
OVAO	23	301-302
OVE	9	303
OVO	5	304
OVY	3	305

Section 2.0

DIESEL ELECTRIC LOCOMOTIVES

Running Numbers	Make	Mass Tonnes (nominal)	Remarks
1460 Class	**SECTION 2.0.7**		
*1460	CLYDE	90	c, d, e, g, j
1461	CLYDE	90	c, d, e, g, j
1462	CLYDE	90	c, d, e, g, j
1465	CLYDE	90	c, d, e, g, j
1466	CLYDE	90	c, d, e, g, j
1470	CLYDE	90	c, d, e, g, j
1471	CLYDE	90	c, d, e, g, j
1475	CLYDE	90	c, d, e, g, j
1477	CLYDE	90	c, d, e, g, j
1481	CLYDE	90	c, d, e, g, j
1488	CLYDE	90	c, d, e, g, j
1489	CLYDE	90	c, d, e, g, j
1491	CLYDE	90	c, d, e, g, j
1493	CLYDE	90	c, d, e, g, j
1495	CLYDE	90	c, d, e, g, j
1497	CLYDE	90	c, d, e, g, j
1500	CLYDE	90	c, d, e, g, j
1501	CLYDE	90	c, d, e, g, j
1502 Class			
1502	CLYDE	90	c, d, e, g, j
1503	CLYDE	90	c, d, e, g, j
1504	CLYDE	90	c, d, e, g, j
1505	CLYDE	90	c, d, e, g, j
1506	CLYDE	90	c, d, e, g, j
1507	CLYDE	90	c, d, e, g, j
1508	CLYDE	90	c, d, e, g, j
1509	CLYDE	90	c, d, e, g, j
1510	CLYDE	90	c, d, e, g, j
1511	CLYDE	90	c, d, e, g, j
1512	CLYDE	90	c, d, e, g, j
1513	CLYDE	90	c, d, e, g, j
1514	CLYDE	90	c, d, e, g, j
1515	CLYDE	90	c, d, e, g, j
1516	CLYDE	90	c, d, e, g, j
1517	CLYDE	90	c, d, e, g, j
1518	CLYDE	90	c, d, e, g, j
1519	CLYDE	90	c, d, e, g, j
1520	CLYDE	90	c, d, e, g, j
1521	CLYDE	90	c, d, e, g, j
1522	CLYDE	90	c, d, e, g, j
1523	CLYDE	90	c, d, e, g, j
1524	CLYDE	90	c, d, e, g, j
1525	CLYDE	90	c, d, e, g, j
1526	CLYDE	90	c, d, e, g, j
1527	CLYDE	90	c, d, e, g, j
1528	CLYDE	90	c, d, e, g, j
1529	CLYDE	90	c, d, e, g, j
1530	CLYDE	90	c, d, e, g, j

* Rockhampton Driver Training School

REMARKS ABBREVIATIONS

a Air-conditioned Cabins
b Drawhook
c Automatic Coupler
d Line Classification S
e Line Classification A
f Line Classification B
g Suitable Multiple Operation (see Supplement to Working Time Table)
h Command Locomotive
i Single Driving Station
j Dual Driving Station
k Driver Only Operation (Completed and Proposed)

RUNNING NUMBER SUFFIX

A Weight Reduced Locomotives
D Driver Only Conversion Completed
† Stored Redbank. Recommended for Condemnation

DIESEL ELECTRIC LOCOMOTIVES—continued

Runnings Numbers	Make	Mass Tonnes (nominal)	Remarks
1550 Class	**SECTION 2.0.8**		
1550	CLYDE	90	c, d, e, g, k
1551	CLYDE	90	c, d, e, g, k
1552D	CLYDE	90	c, d, e, g, k
1553D	CLYDE	90	c, d, e, g, k
1554D	CLYDE	90	c, d, e, g, k
1555D	CLYDE	90	c, d, e, g, k
1556D	CLYDE	90	c, d, e, g, k
1557D	CLYDE	90	c, d, e, g, k
1558D	CLYDE	90	c, d, e, g, k
1559D	CLYDE	90	c, d, e, g, k
1560D	CLYDE	90	c, d, e, g, k
1561D	CLYDE	90	c, d, e, g, k
1562D	CLYDE	90	c, d, e, g, k
1563D	CLYDE	90	c, d, e, g, k
1564D	CLYDE	90	c, d, e, g, k
1565D	CLYDE	90	c, d, e, g, k
1566D	CLYDE	90	c, d, e, g, k
1568D	CLYDE	90	c, d, e, g, k
1569D	CLYDE	90	c, d, e, g, k
1570D	CLYDE	90	c, d, e, g, k
1571	CLYDE	90	c, d, e, g, j
1572	CLYDE	90	c, d, e, g, j
1573	CLYDE	90	c, d, e, g, j
1574	CLYDE	90	c, d, e, g, j
1575	CLYDE	90	c, d, e, g, j
1576	CLYDE	90	c, d, e, g, j
1600 Class	**SECTION 2.0.9**		
1600	E.E.	60	b, d, e, f, g, j
*1603	E.E.	60	b, d, e, f, g, j
1620 Class	**SECTION 2.0.10**		
1620	E.E.	60	c, d, e, f, g, j
1621	E.E.	60	c, d, e, f, g, j
1622	E.E.	60	c, d, e, f, g, j
1623	E.E.	60	c, d, e, f, g, j
1625	E.E.	60	c, d, e, f, g, j
1626	E.E.	60	c, d, e, f, g, j
1627	E.E.	60	c, d, e, f, g, j
1628	E.E.	60	c, d, e, f, g, j
1629	E.E.	60	c, d, e, f, g, j
1630	E.E.	60	c, d, e, f, g, j
1631	E.E.	60	c, d, e, f, g, j
1632	E.E.	60	c, d, e, f, g, j
1633	E.E.	60	c, d, e, f, g, j
1634	E.E.	60	c, d, e, f, g, j
1635	E.E.	60	c, d, e, f, g, j
1636	E.E.	60	c, d, e, f, g, j
1637	E.E.	60	c, d, e, f, g, j
1638	E.E.	60	c, d, e, f, g, j
1639	E.E.	60	c, d, e, f, g, j

* Rockhampton Driver Training School

REMARKS ABBREVIATIONS

a Air-conditioned Cabins
b Drawhook
c Automatic Coupler
d Line Classification S
e Line Classification A
f Line Classification B
g Suitable Multiple Operation (see Supplement to Working Time Table)
h Command Locomotive
i Single Driving Station
j Dual Driving Station
k Driver Only Operation (Completed and Proposed)

RUNNING NUMBER SUFFIX

A Weight Reduced Locomotives
D Driver Only Conversion Completed
† Stored Redbank. Recommended for Condemnation

DIESEL ELECTRIC LOCOMOTIVES—continued

Runnings Numbers	Make	Mass Tonnes (nominal)	Remarks
1640	E.E.	60	c, d, e, f, g, j
1641	E.E.	60	c, d, e, f, g, j
1642	E.E.	60	c, d, e, f, g, j
1643	E.E.	60	c, d, e, f, g, j
1644	E.E.	60	c, d, e, f, g, j
1645	E.E.	60	c, d, e, f, g, j
1646	E.E.	60	c, d, e, f, g, j
1647	E.E.	60	c, d, e, f, g, j
1648	E.E.	60	c, d, e, f, g, j
1649	E.E.	60	c, d, e, f, g, j
1650	E.E.	60	c, d, e, f, g, j
1651	E.E.	60	c, d, e, f, g, j
1652	E.E.	60	c, d, e, f, g, j
1653	E.E.	60	c, d, e, f, g, j
1700 Class	**SECTION 2.0.11**		
1700	CLYDE	60	c, d, e, f, g, j
1701	CLYDE	60	c, d, e, f, g, j
1702	CLYDE	60	b, d, e, f, g, j
1703	CLYDE	60	c, d, e, f, g, j
1704	CLYDE	60	c, d, e, f, g, j
1705	CLYDE	60	c, d, e, f, g, j
1707	CLYDE	60	b, d, e, f, g, j
1708	CLYDE	60	c, d, e, f, g, j
1709	CLYDE	60	c, d, e, f, g, j
1710	CLYDE	60	c, d, e, f, g, j
1711	CLYDE	60	c, d, e, f, g, j
1720 Class	**SECTION 2.0.12**		
1720	CLYDE	60	c, d, e, f, g, j
1721	CLYDE	60	c, d, e, f, g, j
1722	CLYDE	60	c, d, e, f, g, j
1723	CLYDE	60	c, d, e, f, g, j
1724	CLYDE	60	c, d, e, f, g, j
1725	CLYDE	60	c, d, e, f, g, j
1726	CLYDE	60	c, d, e, f, g, j
1727	CLYDE	60	c, d, e, f, g, j
1728	CLYDE	60	c, d, e, f, g, j
1729	CLYDE	60	c, d, e, f, g, j
1730	CLYDE	60	c, d, e, f, g, j
1731	CLYDE	60	c, d, e, f, g, j
1732	CLYDE	60	c, d, e, f, g, j
1733	CLYDE	60	c, d, e, f, g, j
1734	CLYDE	60	c, d, e, f, g, j
1735	CLYDE	60	c, d, e, f, g, j
1736	CLYDE	60	c, d, e, f, g, j
1737	CLYDE	60	c, d, e, f, g, j
1738	CLYDE	60	c, d, e, f, g, j
1739	CLYDE	60	c, d, e, f, g, j
1740	CLYDE	60	c, d, e, f, g, j
1741	CLYDE	60	c, d, e, f, g, j
1742	CLYDE	60	c, d, e, f, g, j
1743	CLYDE	60	c, d, e, f, g, j

REMARKS ABBREVIATIONS

a Air-conditioned Cabins
b Drawhook
c Automatic Coupler
d Line Classification S
e Line Classification A
f Line Classification B
g Suitable Multiple Operation (see Supplement to Working Time Table)
h Command Locomotive
i Single Driving Station
j Dual Driving Station
k Driver Only Operation (Completed and Proposed)

RUNNING NUMBER SUFFIX

A Weight Reduced Locomotives
D Driver Only Conversion Completed
† Stored Redbank. Recommended for Condemnation

DIESEL ELECTRIC LOCOMOTIVES—continued

Runnings Numbers	Make	Mass Tonnes (nominal)	Remarks
1744	CLYDE	60	c, d, e, f, g, j
1745	CLYDE	60	c, d, e, f, g, j
1746	CLYDE	60	c, d, e, f, g, j
1747	CLYDE	60	c, d, e, f, g, j
1748	CLYDE	60	c, d, e, f, g, j
1749	CLYDE	60	c, d, e, f, g, j
1750	CLYDE	60	c, d, e, f, g, j
1751	CLYDE	60	c, d, e, f, g, j
1752	CLYDE	60	c, d, e, f, g, j
1753	CLYDE	60	c, d, e, f, g, j
1754	CLYDE	60	c, d, e, f, g, j
1755	CLYDE	60	c, d, e, f, g, j
1756	CLYDE	60	c, d, e, f, g, j
1757	CLYDE	60	c, d, e, f, g, j
1758	CLYDE	60	c, d, e, f, g, j
1759	CLYDE	60	c, d, e, f, g, j
1760	CLYDE	60	c, d, e, f, g, j
1761	CLYDE	60	c, d, e, f, g, j
1762	CLYDE	60	c, d, e, f, g, j
1763	CLYDE	60	c, d, e, f, g, j
1764	CLYDE	60	c, d, e, f, g, j
1765	CLYDE	60	c, d, e, f, g, j
1766	CLYDE	60	c, d, e, f, g, j
1767	CLYDE	60	c, d, e, f, g, j
1768	CLYDE	60	c, d, e, f, g, j
1769	CLYDE	60	c, d, e, f, g, j
1770	CLYDE	60	c, d, e, f, g, j
1771	CLYDE	60	c, d, e, f, g, j
1772	CLYDE	60	c, d, e, f, g, j
1773	CLYDE	60	c, d, e, f, g, j
1774	CLYDE	60	c, d, e, f, g, j
1775	CLYDE	60	c, d, e, f, g, j
2100 Class	**SECTION 2.0.13**		
2100A	CLYDE	93	c, d, e, g, k
2101A	CLYDE	93	c, d, e, g, k
2102A	CLYDE	93	c, d, e, g, k
2103A	CLYDE	93	c, d, e, g, k
2104A	CLYDE	93	c, d, e, g, k
2105D	CLYDE	93	c, d, e, g, k
2106D	CLYDE	93	c, d, e, g, k
2107A	CLYDE	93	c, d, e, g, k
2108A	CLYDE	93	c, d, e, g, k
2109D	CLYDE	93	c, d, e, g, k
2110D	CLYDE	93	c, d, e, g, k
2111D	CLYDE	93	a, c, d, e, g, h, k
2112D	CLYDE	93	c, d, e, g, k
2113D	CLYDE	93	c, d, e, g, k
2114D	CLYDE	93	c, d, e, g, k
2115A	CLYDE	93	a, c, d, e, g, k
2116D	CLYDE	93	c, d, e, g, k
2117A	CLYDE	93	c, d, e, g, k

REMARKS ABBREVIATIONS

a Air-conditioned Cabins
b Drawhook
c Automatic Coupler
d Line Classification S
e Line Classification A
f Line Classification B
g Suitable Multiple Operation (see Supplement to Working Time Table)
h Command Locomotive
i Single Driving Station
j Dual Driving Station
k Driver Only Operation (Completed and Proposed)

RUNNING NUMBER SUFFIX

A Weight Reduced Locomotives
D Driver Only Conversion Completed
† Stored Redbank. Recommended for Condemnation

DIESEL ELECTRIC LOCOMOTIVES—continued

Runnings Numbers	Make	Mass Tonnes (nominal)	Remarks
2118A	CLYDE	93	c, d, e, g, j
2119D	CLYDE	93	c, d, e, g, j
2120A	CLYDE	93	c, d, e, g, k
2121D	CLYDE	93	c, d, e, g, j
2122D	CLYDE	93	c, d, e, g, k
2123A	CLYDE	93	c, d, e, g, k
2130 Class*	**SECTION 2.0.14**		
2130A	CLYDE	93	c, d, e, g, k
2131A	CLYDE	93	c, d, e, g, k
2132A	CLYDE	93	c, d, e, g, k
2133A	CLYDE	93	c, d, e, g, k
2134A	CLYDE	97	c, d, e, g, k
2135	CLYDE	97	a, c, d, e, g, h, i
2136	CLYDE	97	a, c, d, e, g, h, i
2137	CLYDE	97	c, d, e, g, h, i
2138	CLYDE	97	c, d, e, g, h, i
2139	CLYDE	97	c, d, e, g, h, i
2140	CLYDE	97	c, d, e, g, h, i
2141 Class*	**SECTION 2.0.15**		
2141A	CLYDE	93	c, d, e, g, k
2142A	CLYDE	93	c, d, e, g, k
2143A	CLYDE	93	c, d, e, g, k
2144A	CLYDE	93	c, d, e, g, k
2145A	CLYDE	93	c, d, e, g, k
2146D	CLYDE	93	c, d, e, g, k
2147D	CLYDE	93	c, d, e, g, k
2148A	CLYDE	93	c, d, e, g, k
2150 Class*	**SECTION 2.0.16**		
2150	CLYDE	97	c, d, g, i
2151	CLYDE	97	c, d, g, i
2152	CLYDE	97	c, d, g, i
2153	CLYDE	97	c, d, g, i
2154	CLYDE	97	c, d, g, i
2155	CLYDE	97	c, d, g, i
2156	CLYDE	97	c, d, g, i
2157	CLYDE	97	c, d, g, i
2158	CLYDE	97	c, d, g, i
2159	CLYDE	97	c, d, g, i
2160	CLYDE	97	c, d, g, i
2161	CLYDE	97	a, c, d, g, h, i
2162	CLYDE	97	a, c, d, g, h, i
2163	CLYDE	97	a, c, d, g, h, i
2170 Class*	**SECTION 2.0.17**		
2170D	CLYDE	93	a, c, d, e, g, k
2171D	CLYDE	93	a, c, d, e, g, k
2172D	CLYDE	93	a, c, d, e, g, k
2173A	CLYDE	93	a, c, d, e, g, k
2174D	CLYDE	93	a, c, d, e, g, k

* These locomotives may only travel on A Class lines under the conditions laid down in the Supplement to the Working Time Table.

REMARKS ABBREVIATIONS

a Air-conditioned Cabins
b Drawhook
c Automatic Coupler
d Line Classification S
e Line Classification A
f Line Classification B
g Suitable Multiple Operation (see Supplement to Working Time Table)
h Command Locomotive
i Single Driving Station
j Dual Driving Station
k Driver Only Operation (Completed and Proposed)

RUNNING NUMBER SUFFIX

A Weight Reduced Locomotives
D Driver Only Conversion Completed
† Stored Redbank. Recommended for Condemnation

DIESEL ELECTRIC LOCOMOTIVES—continued

Runnings Numbers	Make	Mass Tonnes (nominal)	Remarks
2176D	CLYDE	93	a, c, d, e, g, k
2177D	CLYDE	93	a, c, d, e, g, k
2178A	CLYDE	93	a, c, d, e, g, k
2179A	CLYDE	93	a, c, d, e, g, k
2180A	CLYDE	93	a, c, d, e, g, k
2181D	CLYDE	93	a, c, d, e, g, k
2182D	CLYDE	93	a, c, d, e, g, k
2183D	CLYDE	93	a, c, d, e, g, k
2184A	CLYDE	93	a, c, d, e, g, k
2185A	CLYDE	93	a, c, d, e, g, k
2186D	CLYDE	93	a, c, d, e, g, k
2187D	CLYDE	93	a, c, d, e, g, k
2188A	CLYDE	93	a, c, d, e, g, k
2189D	CLYDE	93	a, c, d, e, g, k
2190A	CLYDE	93	a, c, d, e, g, k
2191A	CLYDE	93	a, c, d, e, g, k
2192A	CLYDE	93	a, c, d, e, g, k
2193A	CLYDE	93	a, c, d, e, g, k
2194D	CLYDE	93	a, c, d, e, g, k
2195A	CLYDE	93	a, c, d, e, g, k
2196A	CLYDE	93	a, c, d, e, g, k
2197A	CLYDE	93	a, c, d, e, g, k
2198D	CLYDE	93	a, c, d, e, g, k
2199A	CLYDE	93	a, c, d, e, g, k
2200A	CLYDE	93	a, c, d, e, g, k
2201D	CLYDE	93	a, c, d, e, g, k
2202	CLYDE	97	a, c, d, g, i
2203	CLYDE	97	a, c, d, g, i
2204	CLYDE	97	a, c, d, g, i
2205	CLYDE	97	a, c, d, g, i
2206	CLYDE	97	a, c, d, g, i
2207	CLYDE	97	a, c, d, g, i
2208	CLYDE	97	a, c, d, g, i
2209	CLYDE	97	a, c, d, g, i
2210	CLYDE	97	a, c, d, g, i
2211A	CLYDE	93	a, c, d, e, g
2212D	CLYDE	93	a, c, d, e, g, k
2213A	CLYDE	93	a, c, d, e, g
2214D	CLYDE	93	a, c, d, e, g, k
2400 Class	**SECTION 2.0.20**		
2400D	CLYDE	90	c, d, e, g, k
2401D	CLYDE	90	c, d, e, g, k
2402D	CLYDE	90	c, d, e, g, k
2403D	CLYDE	90	c, d, e, g, k
2404D	CLYDE	90	c, d, e, g, k
2405D	CLYDE	90	c, d, e, g, k
2406D	CLYDE	90	c, d, e, g, k
2407D	CLYDE	90	c, d, e, g, k
2408D	CLYDE	90	c, d, e, g, k
2409D	CLYDE	90	c, d, e, g, k
2410	CLYDE	90	c, d, e, g, j
2411	CLYDE	90	c, d, e, g, j

REMARKS ABBREVIATIONS

a Air-conditioned Cabins
b Drawhook
c Automatic Coupler
d Line Classification S
e Line Classification A
f Line Classification B
g Suitable Multiple Operation (see Supplement to Working Time Table)
h Command Locomotive
i Single Driving Station
j Dual Driving Station
k Driver Only Operation (Completed and Proposed)

RUNNING NUMBER SUFFIX

A Weight Reduced Locomotives
D Driver Only Conversion Completed
† Stored Redbank. Recommended for Condemnation

DIESEL ELECTRIC LOCOMOTIVES—continued

Runnings Numbers	Make	Mass Tonnes (nominal)	Remarks
2412	CLYDE	90	c, d, e, g, j
2413	CLYDE	90	c, d, e, g, j
2414	CLYDE	90	c, d, e, g, j
2415	CLYDE	90	c, d, e, g, j
2416D	CLYDE	90	c, d, e, g, k
2417D	CLYDE	90	c, d, e, g, k
2418D	CLYDE	90	a, c, d, e, g, k
2419D	CLYDE	90	c, d, e, g, k
2420D	CLYDE	90	c, d, e, g, k
2421D	CLYDE	90	c, d, e, g, k
2422D	CLYDE	90	c, d, e, g, k
2423D	CLYDE	90	c, d, e, g, k
2450 Class	**SECTION 2.0.21**		
2450	CLYDE	90	a, c, d, e, g, k
2451	CLYDE	90	a, c, d, e, g, k
2452D	CLYDE	90	a, c, d, e, g, k
2453	CLYDE	90	a, c, d, e, g, k
2454	CLYDE	90	a, c, d, e, g, k
2455	CLYDE	90	a, c, d, e, g, k
2456	CLYDE	90	a, c, d, e, g, k
2457	CLYDE	90	a, c, d, e, g, h, k
2458	CLYDE	90	a, c, d, e, g, h, k
2459	CLYDE	90	a, c, d, e, g, h, k
2460	CLYDE	90	a, c, d, e, g, h, k
2461	CLYDE	90	a, c, d, e, g, h, k
2462	CLYDE	90	a, c, d, e, g, k
2463	CLYDE	90	a, c, d, e, g, k
2464D	CLYDE	90	a, c, d, e, g, k
2465D	CLYDE	90	a, c, d, e, g, h, k
2466D	CLYDE	90	a, c, d, e, g, h, k
2470 Class	**SECTION 2.0.22**		
2470D	CLYDE	90	a, c, d, e, g, k
2471	CLYDE	90	a, c, d, e, g, k
2472	CLYDE	90	a, c, d, e, g, k
2473	CLYDE	90	a, c, d, e, g, k
2474D	CLYDE	90	a, c, d, e, g, k
2475	CLYDE	90	a, c, d, e, g, k
2476	CLYDE	90	a, c, d, e, g, k
2477	CLYDE	90	a, c, d, e, g, h, k
2478	CLYDE	90	a, c, d, e, g, h, k
2479	CLYDE	90	a, c, d, e, g, h, k
2480	CLYDE	90	a, c, d, e, g, h, k
2481	CLYDE	90	a, c, d, e, g, h, k
2482D	CLYDE	90	a, c, d, e, g, h, k
2483D	CLYDE	90	a, c, d, e, g, h, k
2484	CLYDE	90	a, c, d, e, g, h, k
2485	CLYDE	90	a, c, d, e, g, h, k
2486D	CLYDE	90	a, c, d, e, g, h, k
2487D	CLYDE	90	a, c, d, e, g, k
2488	CLYDE	90	a, c, d, e, g, k
2489	CLYDE	90	a, c, d, e, g, k

REMARKS ABBREVIATIONS

a Air-conditioned Cabins
b Drawhook
c Automatic Coupler
d Line Classification S
e Line Classification A
f Line Classification B
g Suitable Multiple Operation (see Supplement to Working Time Table)
h Command Locomotive
i Single Driving Station
j Dual Driving Station
k Driver Only Operation (Completed and Proposed)

RUNNING NUMBER SUFFIX

A Weight Reduced Locomotives
D Driver Only Conversion Completed
† Stored Redbank. Recommended for Condemnation

DIESEL ELECTRIC LOCOMOTIVES—continued

Runnings Numbers	Make	Mass Tonnes (nominal)	Remarks
2490	CLYDE	90	a, c, d, e, g, k
2491D	CLYDE	90	a, c, d, e, g, k
2492D	CLYDE	90	a, c, d, e, g, k
2493D	CLYDE	90	a, c, d, e, g, k
2494D	CLYDE	90	a, c, d, e, g, k
2495D	CLYDE	90	a, c, d, e, g, h, k
2496D	CLYDE	90	a, c, d, e, g, k
2497D	CLYDE	90	a, c, d, e, g, k
2498D	CLYDE	90	a, c, d, e, g, k
2499D	CLYDE	90	a, c, d, e, g, k
2500D	CLYDE	90	a, c, d, e, g, k
2501D	CLYDE	90	a, c, d, e, g, k
2502D	CLYDE	90	a, c, d, e, g, k
2503D	CLYDE	90	a, c, d, e, g, k
2504D	CLYDE	90	a, c, d, e, g, h, k
2505D	CLYDE	90	a, c, d, e, g, h, k
2506D	CLYDE	90	a, c, d, e, g, h, k
2507D	CLYDE	90	a, c, d, e, g, h, k
2600 Class*	**SECTION 2.0.23**		
2600	GONINANS	97	a, c, d, g, i
2601	GONINANS	97	a, c, d, g, i
2602	GONINANS	97	a, c, d, g, i
2603	GONINANS	97	a, c, d, g, i
2604	GONINANS	97	a, c, d, g, i
2605	GONINANS	97	a, c, d, g, i
2606	GONINANS	97	a, c, d, g, i
2607	GONINANS	97	a, c, d, g, i
2608	GONINANS	97	a, c, d, g, i
2609	GONINANS	97	a, c, d, g, i
2610	GONINANS	97	a, c, d, g, i
2611	GONINANS	97	a, c, d, g, i
2612	GONINANS	97	a, c, d, g, i

* These locomotives may only travel on A Class lines under the conditions laid down in the Supplement to the Working Time Table.

REMARKS ABBREVIATIONS

a Air-conditioned Cabins
b Drawhook
c Automatic Coupler
d Line Classification S
e Line Classification A
f Line Classification B
g Suitable Multiple Operation (see Supplement to Working Time Table)
h Command Locomotive
i Single Driving Station
j Dual Driving Station
k Driver Only Operation (Completed and Proposed)

RUNNING NUMBER SUFFIX

A Weight Reduced Locomotives
D Driver Only Conversion Completed
† Stored Redbank. Recommended for Condemnation

Section 2.1

DIESEL MECHANICAL LOCOMOTIVES

Running Numbers	Make	Mass Tonnes (nominal)	Remarks
DL4	WALKERS (Normanton Railway)	18	b, d, e, f, g, i

REMARKS ABBREVIATIONS
a Air-conditioned Cabins
b Drawhook
c Automatic Coupler
d Line Classification S
e Line Classification A
f Line Classification B
g Suitable Multiple Operation (see Supplement to Working Time Table)
h Command Locomotive
i Single Driving Station
j Dual Driving Station
k Driver Only Operation (Completed and Proposed)

RUNNING NUMBER SUFFIX
A Weight Reduced Locomotives
D Driver Only Conversion Completed
† Stored Redbank. Recommended for Condemnation

Section 2.2

DIESEL HYDRAULIC LOCOMOTIVES

Running Numbers	Make	Mass Tonnes (nominal)	Remarks
DH Class			
DH 2†	WALKERS	40	b, d, e, f, g, j
DH 4	WALKERS	40	b, d, e, f, g, j
DH 5	WALKERS	40	b, d, e, f, g, j
DH 6	WALKERS	40	b, d, e, f, g, j
DH 8	WALKERS	40	b, d, e, f, g, j
DH 9	WALKERS	40	b, d, e, f, g, j
DH 11	WALKERS	40	b, d, e, f, g, j
DH 12	WALKERS	40	b, d, e, f, g, j
DH 13†	WALKERS	40	b, d, e, f, g, j
DH 14	WALKERS	40	b, d, e, f, g, j
DH 15	WALKERS	40	b, d, e, f, g, j
DH 16†	WALKERS	40	b, d, e, f, g, j
DH 17	WALKERS	40	b, d, e, f, g, j
DH 19†	WALKERS	40	b, d, e, f, g, j
DH 22	WALKERS	40	b, d, e, f, g, j
DH 24	WALKERS	40	b, d, e, f, g, j
DH 25†	WALKERS	40	b, d, e, f, g, j
DH 26†	WALKERS	40	b, d, e, f, g, j
DH 28†	WALKERS	40	b, d, e, f, g, j
DH 30†	WALKERS	40	b, d, e, f, g, j
DH 31†	WALKERS	40	b, d, e, f, g, j
DH 32	WALKERS	40	b, d, e, f, g, j
DH 33	WALKERS	40	b, d, e, f, g, j
DH 36†	WALKERS	40	b, d, e, f, g, j
DH 37	WALKERS	40	b, d, e, f, g, j
DH 38†	WALKERS	40	b, d, e, f, g, j
DH 39	WALKERS	40	b, d, e, f, g, j
DH 40†	WALKERS	40	b, d, e, f, g, j
DH 41	WALKERS	40	b, d, e, f, g, j
DH 42†	WALKERS	40	b, d, e, f, g, j
DH 43†	WALKERS	40	b, d, e, f, g, j
DH 44	WALKERS	40	b, d, e, f, g, j
DH 45	WALKERS	40	b, d, e, f, g, j
DH 46	WALKERS	40	b, d, e, f, g, j
*DH 47	WALKERS	40	b, d, e, f, g, j
DH 48†	WALKERS	40	b, d, e, f, g, j
DH 50†	WALKERS	40	b, d, e, f, g, j
DH 51†	WALKERS	40	b, d, e, f, g, j
DH 54	WALKERS	40	b, d, e, f, g, j
DH 56	WALKERS	40	b, d, e, f, g, j
DH 57	WALKERS	40	b, d, e, f, g, j
DH 58	WALKERS	40	b, d, e, f, g, j
DH 59†	WALKERS	40	b, d, e, f, g, j
DH 63†	WALKERS	40	b, d, e, f, g, j
DH 64†	WALKERS	40	b, d, e, f, g, j
DH 65	WALKERS	40	b, d, e, f, g, j
DH 66†	WALKERS	40	b, d, e, f, g, j

* Rockhampton Driver Training School

REMARKS ABBREVIATIONS

a Air-conditioned Cabins
b Drawhook
c Automatic Coupler
d Line Classification S
e Line Classification A
f Line Classification B
g Suitable Multiple Operation (see Supplement to Working Time Table)
h Command Locomotive
i Single Driving Station
j Dual Driving Station
k Driver Only Operation (Completed and Proposed)

RUNNING NUMBER SUFFIX

A Weight Reduced Locomotives
D Driver Only Conversion Completed
† Stored Redbank. Recommended for Condemnation

DIESEL HYDRAULIC LOCOMOTIVES - continued

Runnings Numbers	Make	Mass Tonnes (nominal)	Remarks
DH 68†	WALKERS	40	b, d, e, f, g, j
DH 69	WALKERS	40	b, d, e, f, g, j
DH 70†	WALKERS	40	b, d, e, f, g, j
DH 71	WALKERS	40	a, c, d, e, f, g, j
DH 72	WALKERS	40	a, c, d, e, f, g, j
DH 73	WALKERS	40	a, c, d, e, f, g, j

REMARKS ABBREVIATIONS

a Air-conditioned Cabins
b Drawhook
c Automatic Coupler
d Line Classification S
e Line Classification A
f Line Classification B
g Suitable Multiple Operation (see Supplement to Working Time Table)
h Command Locomotive
i Single Driving Station
j Dual Driving Station
k Driver Only Operation (Completed and Proposed)

RUNNING NUMBER SUFFIX

A Weight Reduced Locomotives
D Driver Only Conversion Completed
† Stored Redbank. Recommended for Condemnation

Section 2.3

DIAGRAMS OF DIESEL LOCOMOTIVES

1502 & 1460 CLASS DIESEL ELECTRIC LOCO.

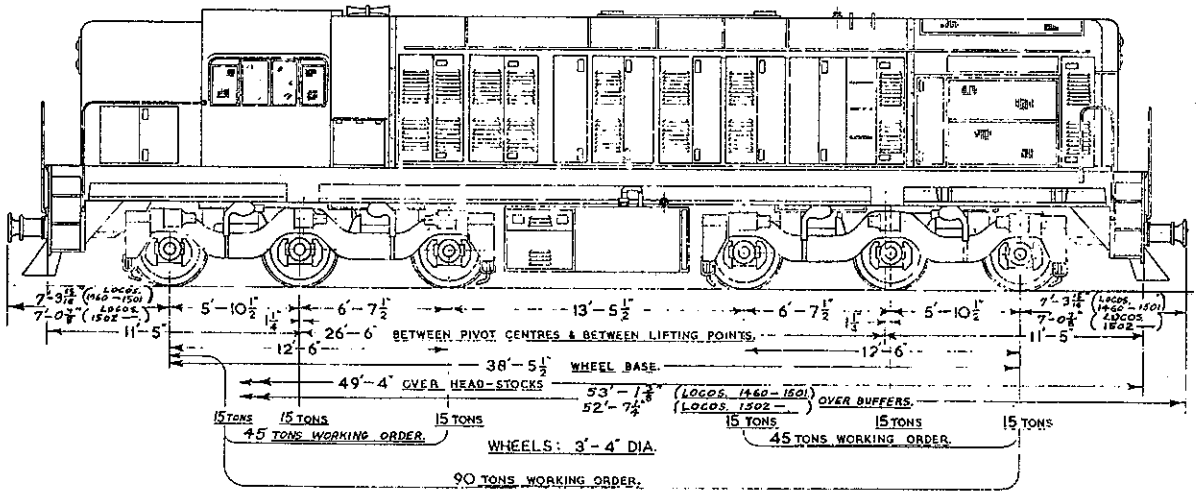

1550, 2400, 2450 & 2470 CLASS DIESEL ELECTRIC LOCOS.

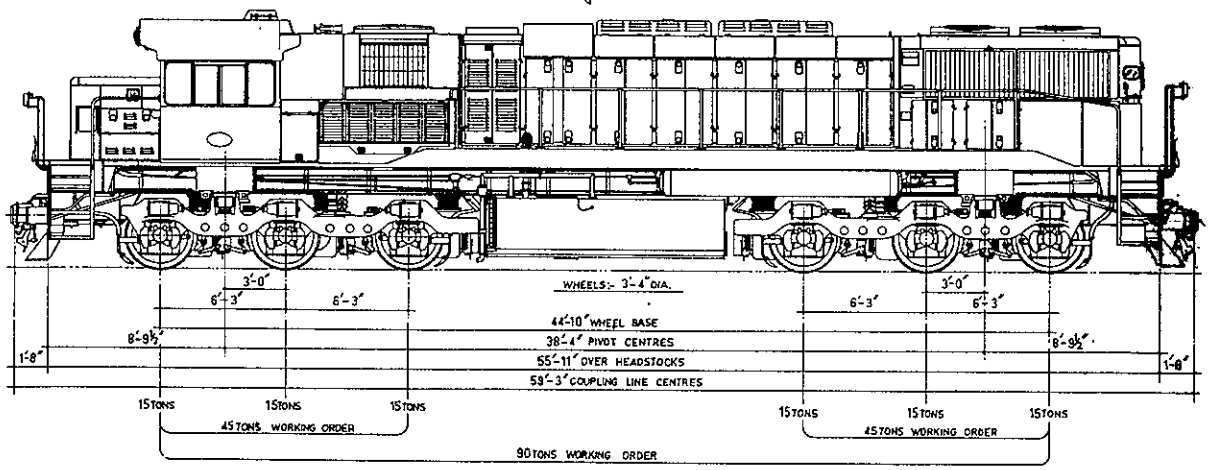

1600 CLASS DIESEL ELECTRIC LOCOMOTIVE

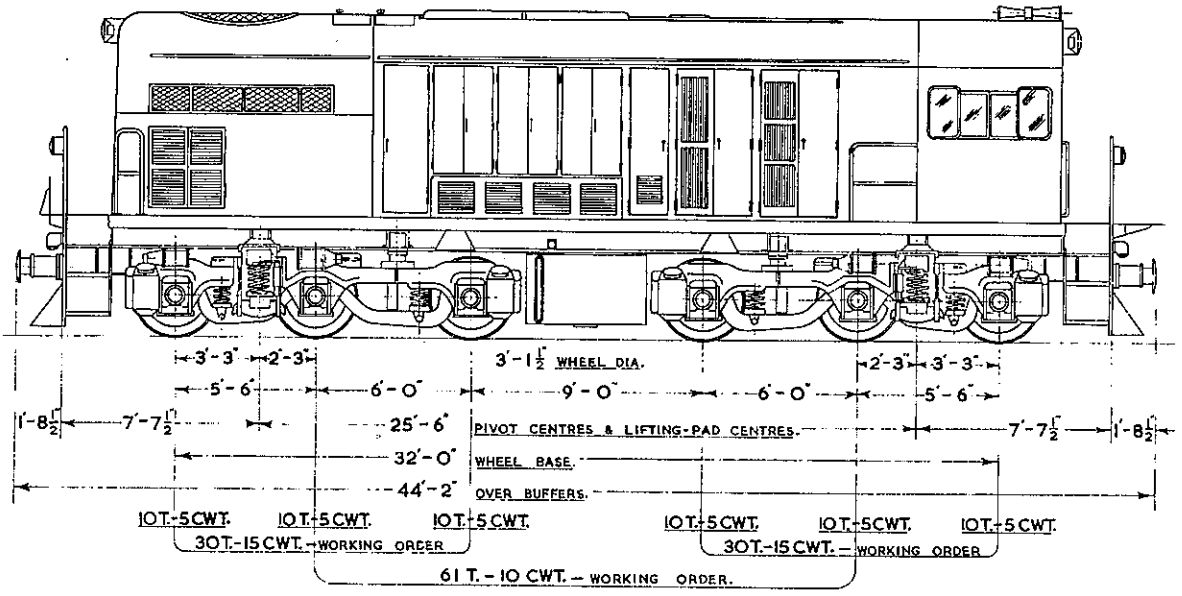

1620 CLASS DIESEL ELECTRIC LOCO.

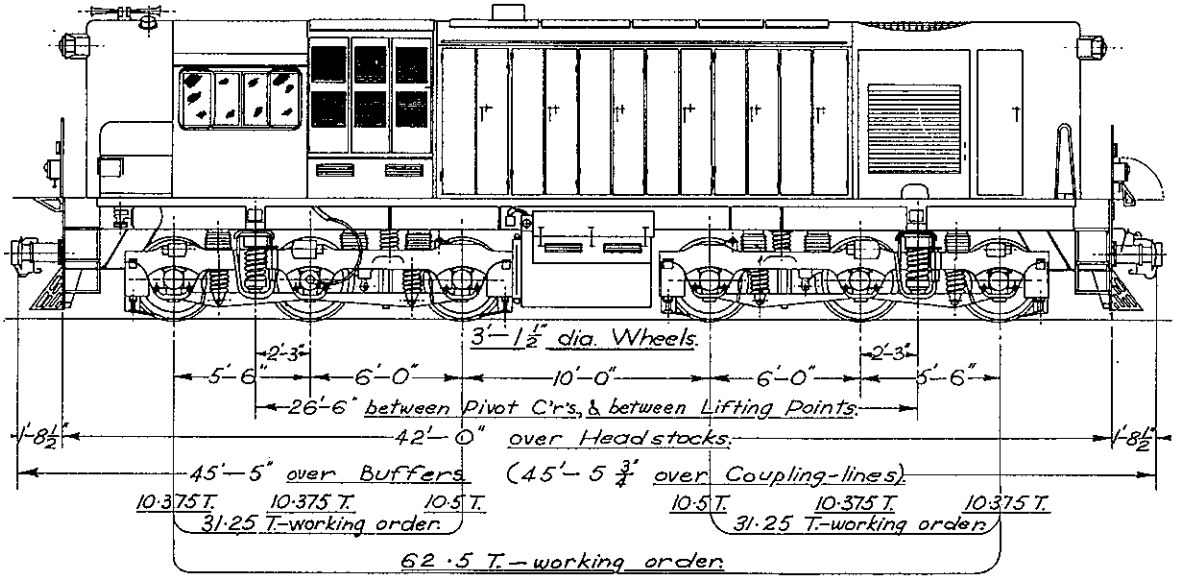

1700 CLASS DIESEL ELECTRIC LOCO.

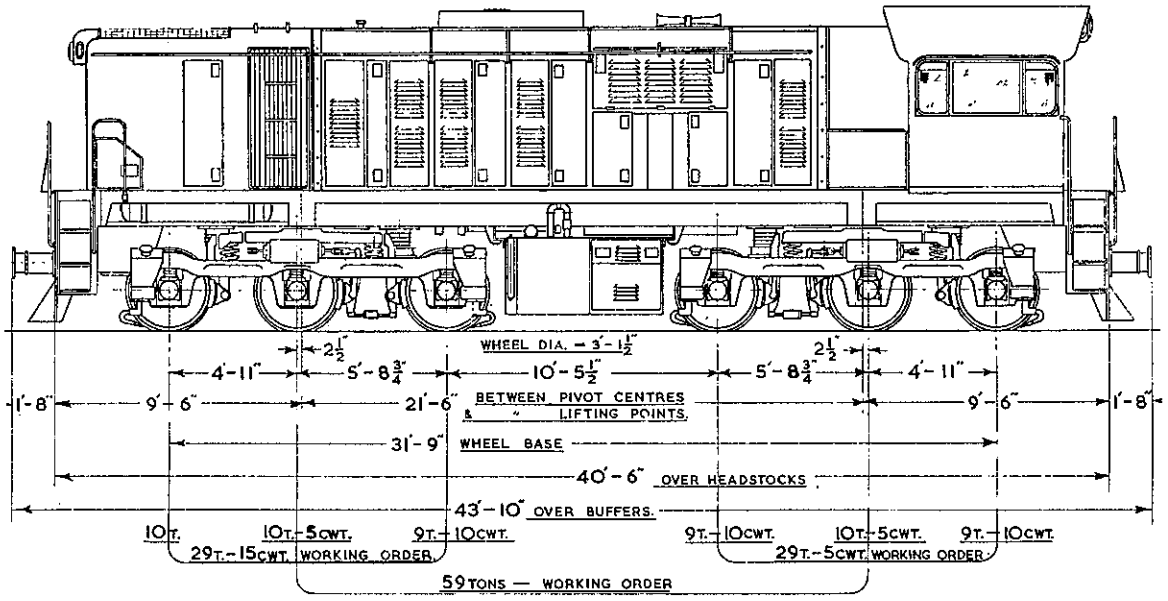

1720 CLASS DIESEL ELECTRIC LOCO

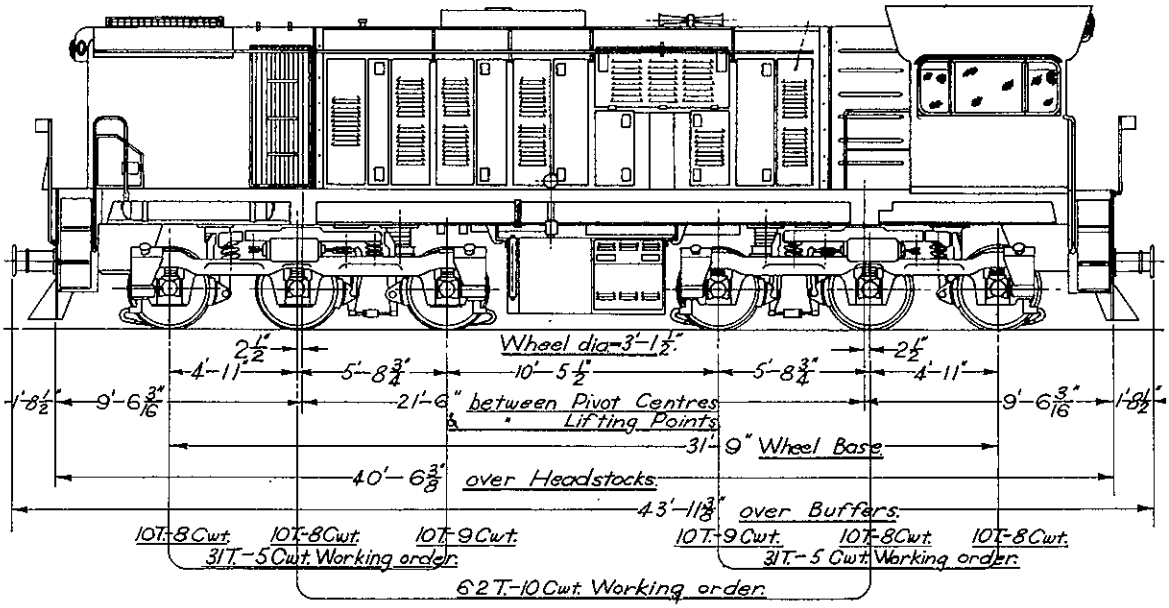

2100, 2130, 2150 & 2141 CLASS DIESEL ELECTRIC LOCOS.

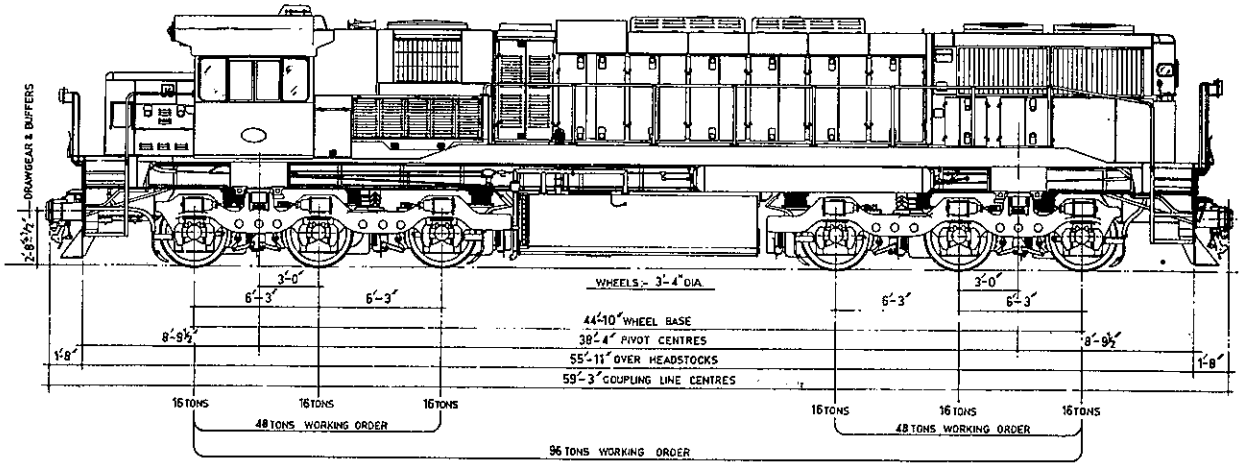

'DH' CLASS DIESEL HYDRAULIC LOCO.

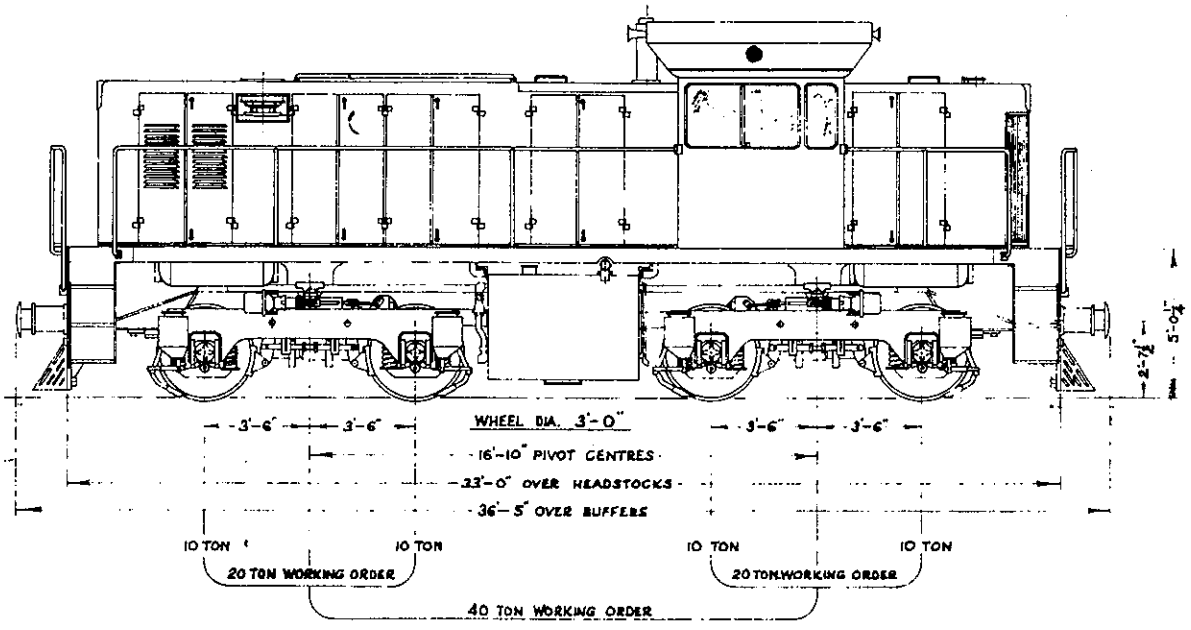

2.3.1

Breakdown Cranes

COWANS SHELDON
40 TONS DIESEL BREAK-DOWN CRANE

35'0" MAXIMUM RADIUS (20'0" (APPROX.) LIFT ABOVE RAIL LEVEL)
16'0" MINIMUM RADIUS (33'0" (APPROX.) LIFT ABOVE RAIL LEVEL)

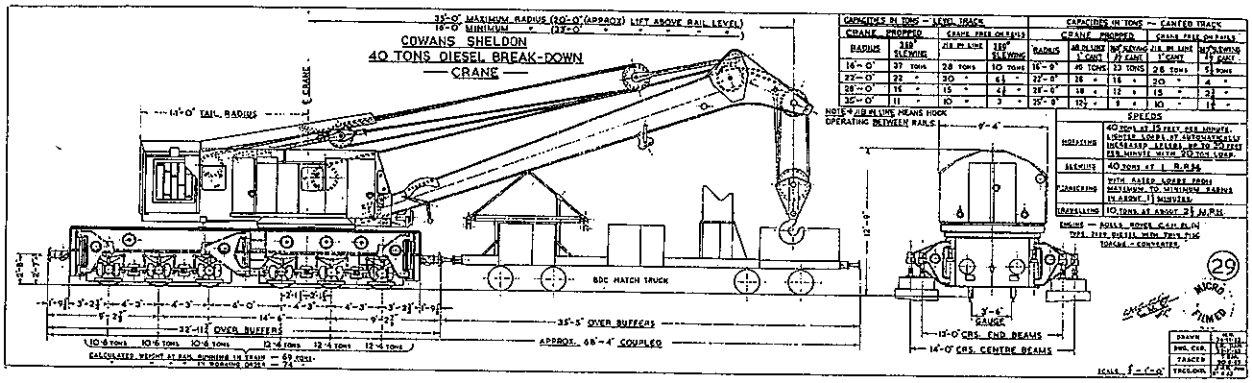

Capacities in Tons — Level Track				Capacities in Tons — Canted Track				
Crane Propped		Crane Free on Rails		Crane Propped			Crane Free on Rails	
Radius	360° Slewing	Jib in Line	360° Slewing	Radius	Jib in Line 1" Cant	360° Slewing 4½" Cant	Jib in Line 1" Cant	360° Slewing 4½" Cant
16'0"	37 tons	28 tons	10 tons	16'0"	40 tons	23 tons	28 tons	5½ tons
22'0"	22 tons	20 tons	6½ tons	22'0"	26 tons	16 tons	20 tons	4 tons
28'0"	15 tons	15 tons	4½ tons	28'0"	18 tons	12 tons	15 tons	2¾ tons
35'0"	11 tons	10 tons	3 tons	35'0"	12½ tons	9 tons	10 tons	1¾ tons

NOTE:— JIB IN LINE means hook operating BETWEEN rails.

SPEEDS	
Hoisting	40 tons at 15 feet per minute. Lighter loads at automatically increased speeds up to 30 feet per minute with 20 ton load.
Slewing	40 tons at 1 R.P.M.
Derricking	With rated loads from maximum to minimum radius in about 1½ minutes.
Travelling	10 tons at about 2½ M.P.H.

Engine — Rolls Royce C.4.N. F.L. (b)
Type 2129 Diesel with twin disc Torque — converter.

Section 2.4

RAIL MOTORS

Class	No. in Stock	Average Tare	Seating Capacity	Overall Length	Remarks	Running Numbers
2000 (125 h.p.)	2	21.3 t	54 42 (2001)	17 170 mm (56′ 4″)	One with luggage compartment (2001)	2000, 2001
2000 (150 h.p.)	34	22 t	54 42 (with luggage compart.) 52 (inter-mediate cars)	17 170 mm (56′ 4″)	19 with luggage compartment	2002–2008, 2010–2012, 2015–2020, 2022–2024, 2026–2031, 2036, 2038, 2040, 2051, 2053, 2055, 2057, 2033, 2034
2000 (150 h.p.)	1	22 t	36	17 170 mm (56′ 4″)	Commissioner's Inspection Car	2032
1900 (250 h.p.)	1	34 t		17 580 mm (57 8″)	Converted for carriage of parcels	1901
102 h.p. type	1	12.9 t		9 810 mm (32 2¼″)	Unit in use on Normanton–Croydon line.	RM 93
1800 (150 h.p.)	1	23.2 t	55	14 890 mm (48′ 10¼″)		1811
1800 Trailer	1	13.4 t	37	13 300 mm (43′ 8¾″)	Used on Normanton–Croydon line with RM 93	1809
Goods Trailers for 102 h.p. railmotor	2				Used on Normanton–Croydon line with RM 93	G16, G21
Inspection Car — Dodge (25.35 h.p.)	1	3 t	6	5 360 mm (17′ 7″)	Inspection Car Rockhampton	16

Section 2.5

DIAGRAMS OF 2000 CLASS RAIL MOTORS

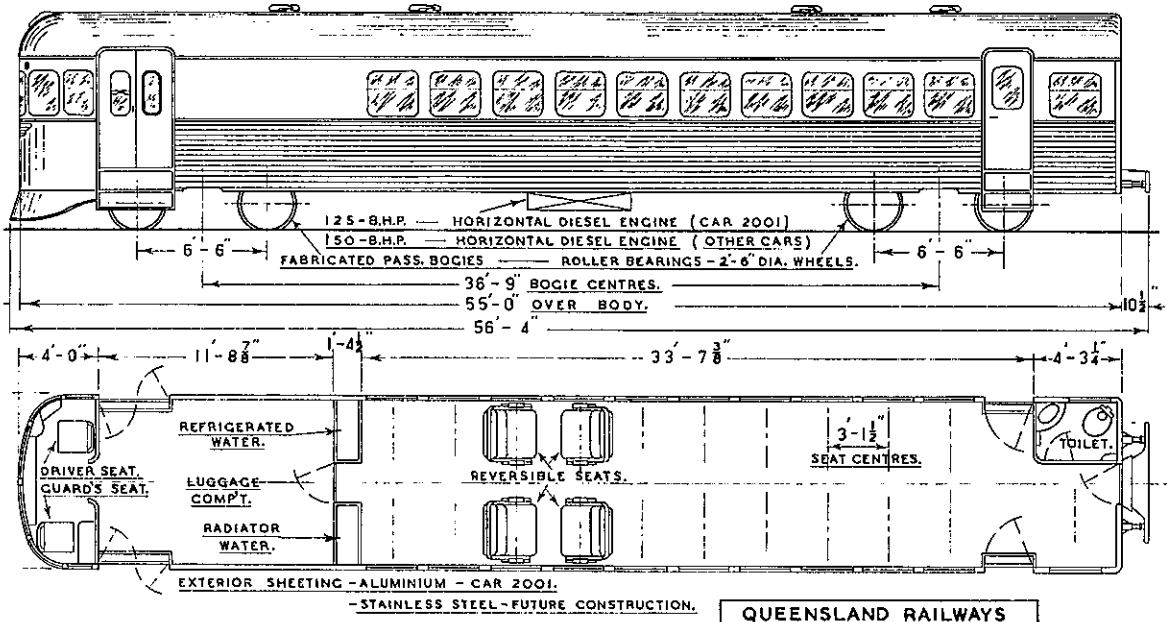

QUEENSLAND RAILWAYS
MECH. ENGINEER'S BRANCH - IPSWICH.
DIESEL RAIL UNIT
2000 CLASS
PASS.- LUGGAGE CAR

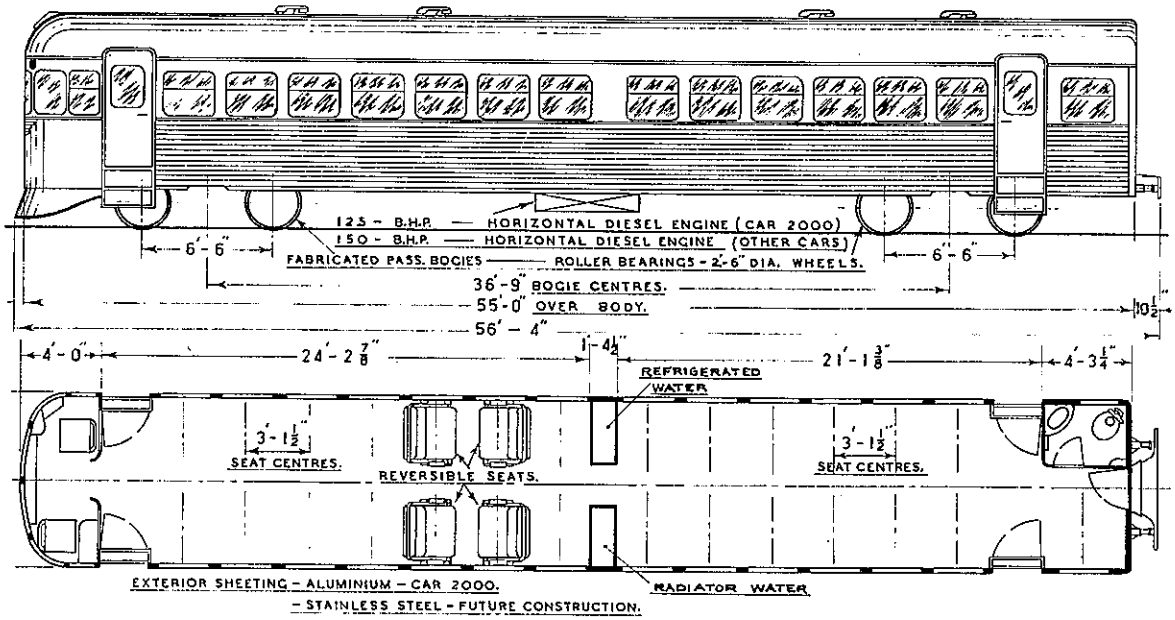

QUEENSLAND RAILWAYS
MECH. ENGINEER'S BRANCH - IPSWICH.
DIESEL RAIL UNIT
2000 CLASS
PASSENGER CAR

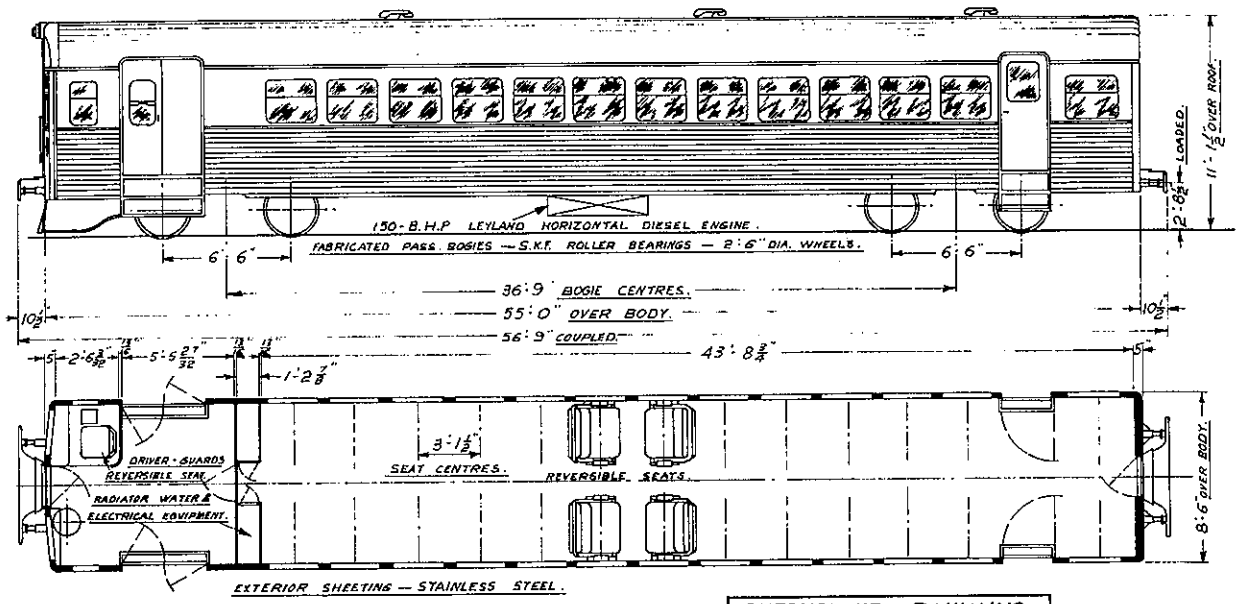

QUEENSLAND RAILWAYS
C.M.E. & W.S. BRANCH — IPSWICH.
DIESEL RAIL UNIT — 2000 CLASS
PASSENGER — LUGGAGE
DRIVING TRAILER CAR.

Section 2.5

DIAGRAMS 1900 CLASS RAIL MOTOR

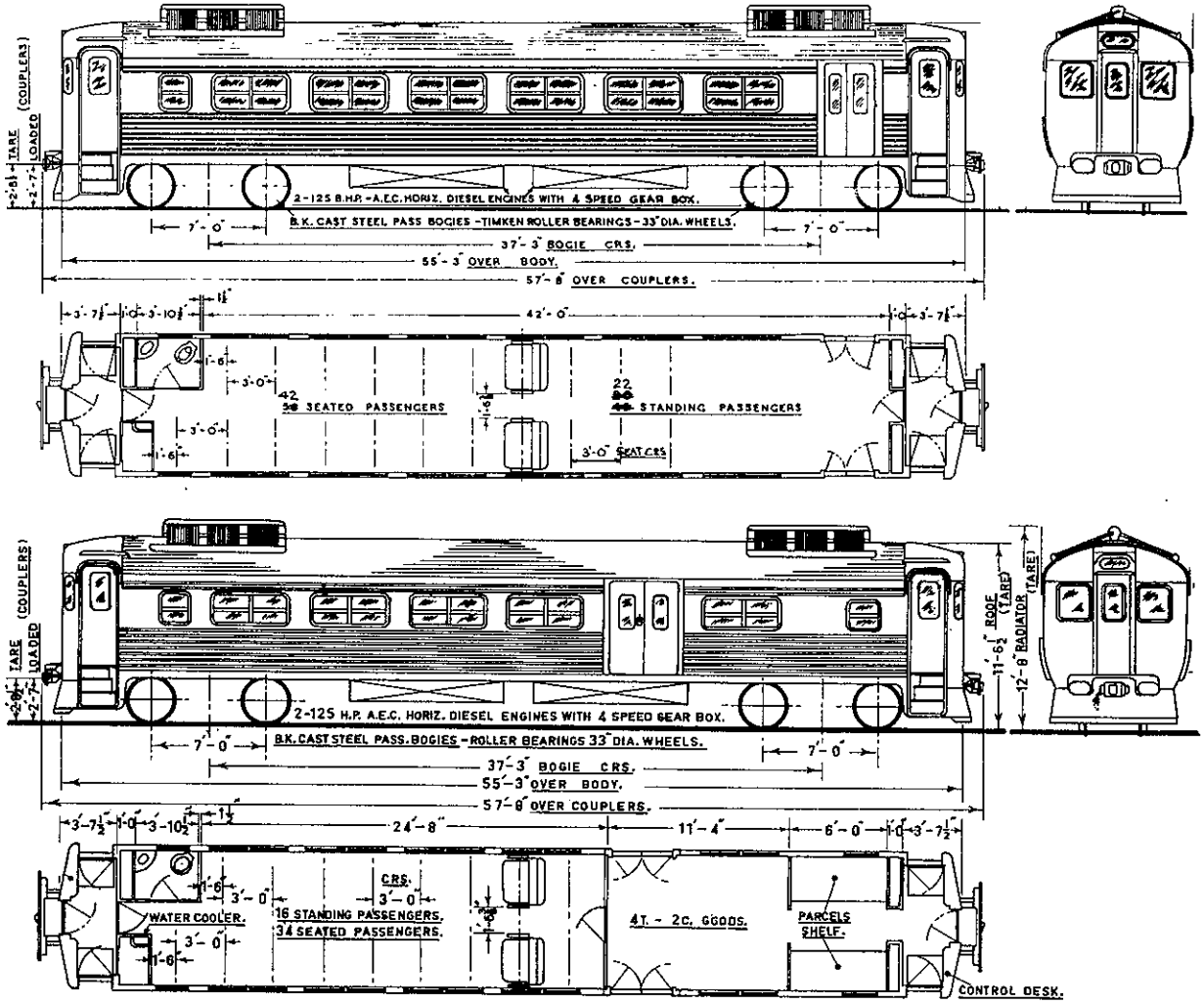

Section 2.6

ELECTRIC LOCOMOTIVES

Running Numbers	Make	Mass Tonnes (nominal)	Remarks
3100 Class	**SECTION 2.6.1**		
3101	COMENG	109.8	a, c, d, g, h, i
3102	COMENG	109.8	a, c, d, g, h, i
3103	COMENG	109.8	a, c, d, g, h, i
3104	COMENG	109.8	a, c, d, g, h, i
3108	COMENG	109.8	a, c, d, g, h, i
3112	COMENG	109.8	a, c, d, g, h, i
3116	COMENG	109.8	a, c, d, g, h, i
3120	COMENG	109.8	a, c, d, g, h, i
3124	COMENG	109.8	a, c, d, g, h, i
3128	COMENG	109.8	a, c, d, g, h, i
3132	COMENG	109.8	a, c, d, g, h, i
3136	COMENG	109.8	a, c, d, g, h, i
3140	COMENG	109.8	a, c, d, g, h, i
3144	COMENG	109.8	a, c, d, g, h, i
3148	COMENG	109.8	a, c, d, g, h, i
3152	COMENG	109.8	a, c, d, g, h, i
3156	COMENG	109.8	a, c, d, g, h, i
3160	COMENG	109.8	a, c, d, g, h, i
3164	COMENG	109.8	a, c, d, g, h, i
3168	COMENG	109.8	a, c, d, g, h, i

Air Conditioned No. 1 End Only.

3200 Class	**SECTION 2.6.2**		
3205	COMENG	109.8	a, c, d, g, i
3206	COMENG	109.8	a, c, d, g, i
3207	COMENG	109.8	a, c, d, g, i
3209	COMENG	109.8	a, c, d, g, i
3210	COMENG	109.8	a, c, d, g, i
3211	COMENG	109.8	a, c, d, g, i
3213	COMENG	109.8	a, c, d, g, i
3214	COMENG	109.8	a, c, d, g, i
3215	COMENG	109.8	a, c, d, g, i
3217	COMENG	109.8	a, c, d, g, i
3218	COMENG	109.8	a, c, d, g, i
3219	COMENG	109.8	a, c, d, g, i
3221	COMENG	109.8	a, c, d, g, i
3222	COMENG	109.8	a, c, d, g, i
3223	COMENG	109.8	a, c, d, g, i
3225	COMENG	109.8	a, c, d, g, i
3226	COMENG	109.8	a, c, d, g, i
3227	COMENG	109.8	a, c, d, g, i
3229	COMENG	109.8	a, c, d, g, i
3230	COMENG	109.8	a, c, d, g, i
3231	COMENG	109.8	a, c, d, g, i
3233	COMENG	109.8	a, c, d, g, i
3234	COMENG	109.8	a, c, d, g, i
3235	COMENG	109.8	a, c, d, g, i
3237	COMENG	109.8	a, c, d, g, i
3238	COMENG	109.8	a, c, d, g, i
3239	COMENG	109.8	a, c, d, g, i
3241	COMENG	109.8	a, c, d, g, i
3242	COMENG	109.8	a, c, d, g, i
3243	COMENG	109.8	a, c, d, g, i
3245	COMENG	109.8	a, c, d, g, i
3246	COMENG	109.8	a, c, d, g, i
3247	COMENG	109.8	a, c, d, g, i
3249	COMENG	109.8	a, c, d, g, i
3250	COMENG	109.8	a, c, d, g, i
3251	COMENG	109.8	a, c, d, g, i
3253	COMENG	109.8	a, c, d, g, i
3254	COMENG	109.8	a, c, d, g, i
3255	COMENG	109.8	a, c, d, g, i

ELECTRIC LOCOMOTIVES—continued

Running Numbers	Make	Mass Tonnes (nominal)	Remarks
3257	COMENG	109.8	a, c, d, g, i
3258	COMENG	109.8	a, c, d, g, i
3259	COMENG	109.8	a, c, d, g, i
3261	COMENG	109.8	a, c, d, g, i
3262	COMENG	109.8	a, c, d, g, i
3263	COMENG	109.8	a, c, d, g, i
3265	COMENG	109.8	a, c, d, g, i
3266	COMENG	109.8	a, c, d, g, i
3267	COMENG	109.8	a, c, d, g, i
3269	COMENG	109.8	a, c, d, g, i
3270	COMENG	109.8	a, c, d, g, i
3271	COMENG	109.8	a, c, d, g, i
3272	COMENG	109.8	a, c, d, g, i
3273	COMENG	109.8	a, c, d, g, i
3274	COMENG	109.8	a, c, d, g, i
3275	COMENG	109.8	a, c, d, g, i
3276	COMENG	109.8	a, c, d, g, i
3277	COMENG	109.8	a, c, d, g, i
3278	COMENG	109.8	a, c, d, g, i
3279	COMENG	109.8	a, c, d, g, i
3280	COMENG	109.8	a, c, d, g, i
3281	COMENG	109.8	a, c, d, g, i
3282	COMENG	109.8	a, c, d, g, i
3283	COMENG	109.8	a, c, d, g, i
3284	COMENG	109.8	a, c, d, g, i
3285	COMENG	109.8	a, c, d, g, i
3286	COMENG	109.8	a, c, d, g, i

Air Conditioned No. 1 End Only.

3500 Class — **SECTION 2.6.3**

3501	CAW	109.8	a, c, d, g, h, i
3502	CAW	109.8	a, c, d, g, h, i
3503	CAW	109.8	a, c, d, g, h, i
3504	CAW	109.8	a, c, d, g, h, i
3508	CAW	109.8	a, c, d, g, h, i
3512	CAW	109.8	a, c, d, g, h, i
3516	CAW	109.8	a, c, d, g, h, i
3520	CAW	109.8	a, c, d, g, h, i
3524	CAW	109.8	a, c, d, g, h, i
3528	CAW	109.8	a, c, d, g, h, i
3532	CAW	109.8	a, c, d, g, h, i
3536	CAW	109.8	a, c, d, g, h, i
3540	CAW	109.8	a, c, d, g, h, i
3544	CAW	109.8	a, c, d, g, h, i
3546	CAW	109.8	a, c, d, g, h, i
3547	CAW	109.8	a, c, d, g, h, i
3548	CAW	109.8	a, c, d, g, h, i
3549	CAW	109.8	a, c, d, g, h, i
3550	CAW	109.8	a, c, d, g, h, i

Air Condtioned No. 1 End Only.

3600 Class — **SECTION 2.6.4**

3605	CAW	109.8	a, c, d, g, i
3606	CAW	109.8	a, c, d, g, i
3607	CAW	109.8	a, c, d, g, i
3609	CAW	109.8	a, c, d, g, i
3610	CAW	109.8	a, c, d, g, i
3611	CAW	109.8	a, c, d, g, i
3613	CAW	109.8	a, c, d, g, i
3614	CAW	109.8	a, c, d, g, i
3615	CAW	109.8	a, c, d, g, i
3617	CAW	109.8	a, c, d, g, i
3618	CAW	109.8	a, c, d, g, i
3619	CAW	109.8	a, c, d, g, i
3621	CAW	109.8	a, c, d, g, i

ELECTRIC LOCOMOTIVES—continued

Running Numbers	Make	Mass Tonnes (nominal)	Remarks
3622	CAW	109.8	a, c, d, g, i
3623	CAW	109.8	a, c, d, g, i
3625	CAW	109.8	a, c, d, g, i
3626	CAW	109.8	a, c, d, g, i
3627	CAW	109.8	a, c, d, g, i
3629	CAW	109.8	a, c, d, g, i
3630	CAW	109.8	a, c, d, g, i
3631	CAW	109.8	a, c, d, g, i
3633	CAW	109.8	a, c, d, g, i
3634	CAW	109.8	a, c, d, g, i
3635	CAW	109.8	a, c, d, g, i
3637	CAW	109.8	a, c, d, g, i
3638	CAW	109.8	a, c, d, g, i
3639	CAW	109.8	a, c, d, g, i
3641	CAW	109.8	a, c, d, g, i
3642	CAW	109.8	a, c, d, g, i
3643	CAW	109.8	a, c, d, g, i
3645	CAW	109.8	a, c, d, g, i

Air Conditioned No. 1 End Only.

3900 Class **SECTION 2.6.5**

3901	CAW	109.8	a, c, d, g, i
3902	CAW	109.8	a, c, d, g, i
3903	CAW	109.8	a, c, d, g, i
3904	CAW	109.8	a, c, d, g, i
3905	CAW	109.8	a, c, d, g, i
3906	CAW	109.8	a, c, d, g, i
3907	CAW	109.8	a, c, d, g, i
3908	CAW	109.8	a, c, d, g, i
3909	CAW	109.8	a, c, d, g, i
3910	CAW	109.8	a, c, d, g, i
3911	CAW	109.8	a, c, d, g, i
3912	CAW	109.8	a, c, d, g, i
3913	CAW	109.8	a, c, d, g, i
3914	CAW	109.8	a, c, d, g, i
3915	CAW	109.8	a, c, d, g, i
3916	CAW	109.8	a, c, d, g, i
3917	CAW	109.8	a, c, d, g, i
3918	CAW	109.8	a, c, d, g, i
3919	CAW	109.8	a, c, d, g, i
3920	CAW	109.8	a, c, d, g, i
3921	CAW	109.8	a, c, d, g, i
3922	CAW	109.8	a, c, d, g, i
3923	CAW	109.8	a, c, d, g, i
3924	CAW	109.8	a, c, d, g, i
3925	CAW	109.8	a, c, d, g, i
3926	CAW	109.8	a, c, d, g, i
3927	CAW	109.8	a, c, d, g, i
3928	CAW	109.8	a, c, d, g, i
3929	CAW	109.8	a, c, d, g, i
3930	CAW	109.8	a, c, d, g, i

Section 2.7

DIAGRAMS OF ELECTRIC LOCOMOTIVES

3100 / 3200 CLASS ELECTRIC LOCOS — BUILT BY COMENG, BRISBANE

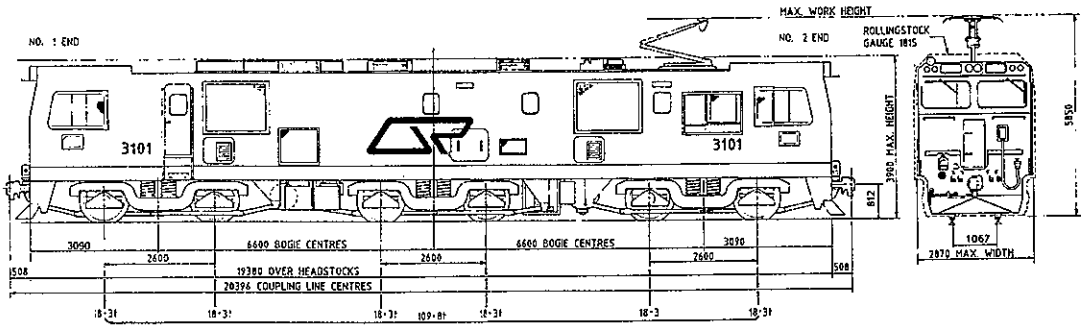

3500/3600 CLASS ELECTRIC LOCOS BUILT BY CLYDE/ASEA-WALKERS MARYBOROUGH

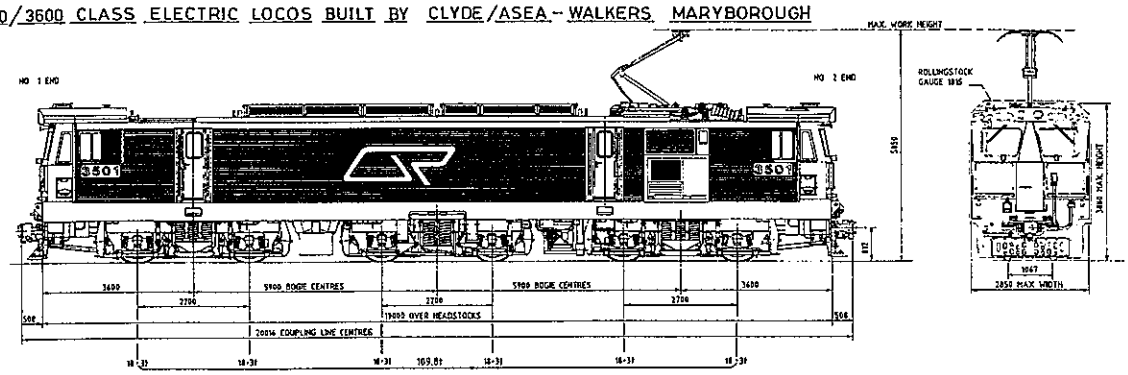

3900 CLASS ELECTRIC LOCOS BUILT BY CLYDE/ASEA-WALKERS MARYBOROUGH

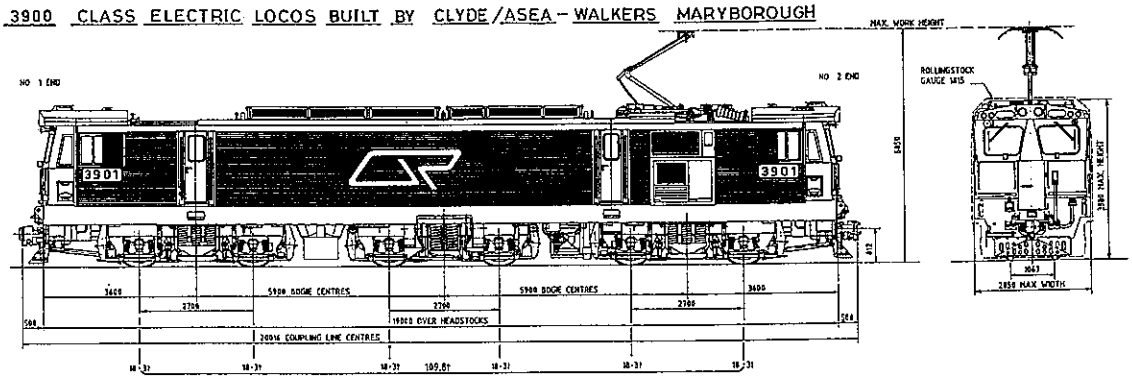

Section 2.8

STEAM LOCOMOTIVES

Running Numbers	Make	Mass Tonnes (nominal)	Remarks
		Working Order	
6	A.10	—	Owned by A.R.H.S.
732	P.B. 15	63	Water capacity 11 365 litres Coal capacity 4.1 tonnes
974	C. 17	83	Water capacity 13 640 litres Coal capacity 8.2 tonnes
1079	B.B. 18¼	103	Water capacity 15 910 litres Coal capacity 10.5 tonnes

Section 3.0

ALY/ALYT/MALY/MALYT (BOX) LOUVRED WAGONS

Description: Four-wheeled covered goods wagons, Roller Bearing, Steel construction, suitable for goods trains only.

Carrying capacity				¶11.1, §12.2 tonnes
Average tare				8.9 tonnes
Inside dimensions	Imperial	Length 17′5″	Width 8′1″	Height 7′4½″
	Metric (mm)	Length 5 310	Width 2 465	at Side 2 250
Doorway opening	Imperial	Width 8′0½″	Height 6′10⅜″	
	Metric (mm)	Width 2 450	Height 2 090	
Cubic capacity				29.4 cubic metres
Unit length				1.3
Drawgear class				D4
Diagram No.				18 & 19
Total number of standard pallets				8

Remarks: ALYT wagons are fitted with auto couplers and transition link. Floor suitable for fork lift trucks not exceeding 4.3 t gross. Some ALY & ALYT reclassified MALY & MALYT when used for maintenance wagons. Have been withdrawn from general traffic. Used only as equipment wagons for gangs.

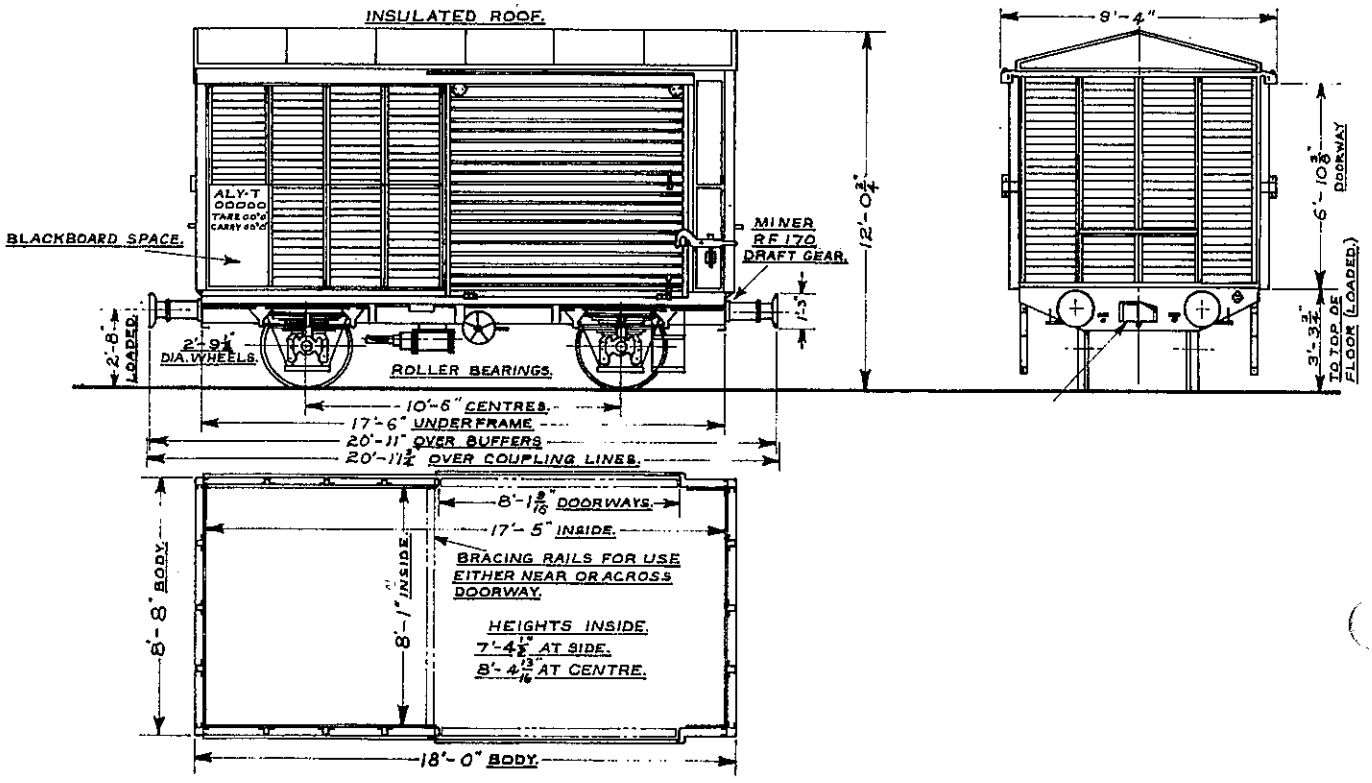

B (FLAT) CONTAINER WAGONS

Description: Eight-wheeled Roller Bearing, Steel Construction, Container Wagons, suitable for Express Freight and Goods trains.

Carrying capacity	¶23.9, §32.1,	†46.3 tonnes
Average tare		16.7 tonnes

Inside dimensions	Imperial	Length 54′0″	Width 7′11¼″
	Metric (mm)	Length 16 460	Width 2 420

Unit length	3.5
Drawgear class	D1
Diagram No.	352

Remarks: Serial Numbers 40128–40132. Can carry one SRC Container plus 1/6 100 mm (20′) or 2 QRRC Containers or 2 standard 6 100 mm (20′) containers or one 12 200 mm (40′) container.

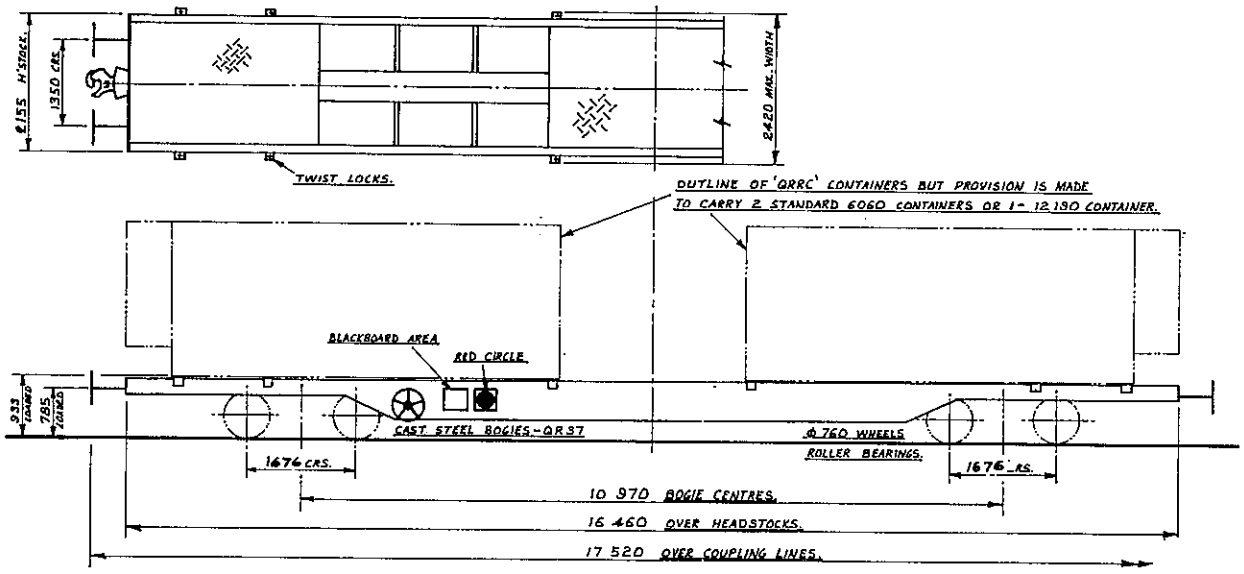

BLC/T (BOX) LOUVRED WAGONS

Description: Eight-wheeled Roller Bearing Covered Goods Wagon, Steel Construction, Louvred, suitable for attaching Passenger, Express Freight and Goods trains.

Carrying capacity				23.8 tonnes
Average tare				16.4 tonnes
Inside dimensions	Imperial	Length 19′9¼″	Width 8′5″	Height 6′7½″
	Metric (mm)	Length 6 025	Width 2 565	at Side 2 020
Doorway opening	Imperial	Width 5′0″	Height 6′2–″	
	Metric (mm)	Width 1 525	Height 1 880	
Cubic capacity				59.0 cubic metres
Unit length				2.6
Drawgear class				D1
Diagram No.				30
Total number of standard pallets				12

Remarks: Serial Numbers 30942 to 31141, 3 wagons still fitted with plain bearings. Wagon divided into two compartments. Above dimensions are for each compartment. Floor not suitable for lift trucks, pallet trucks only. Maintenance traffic.

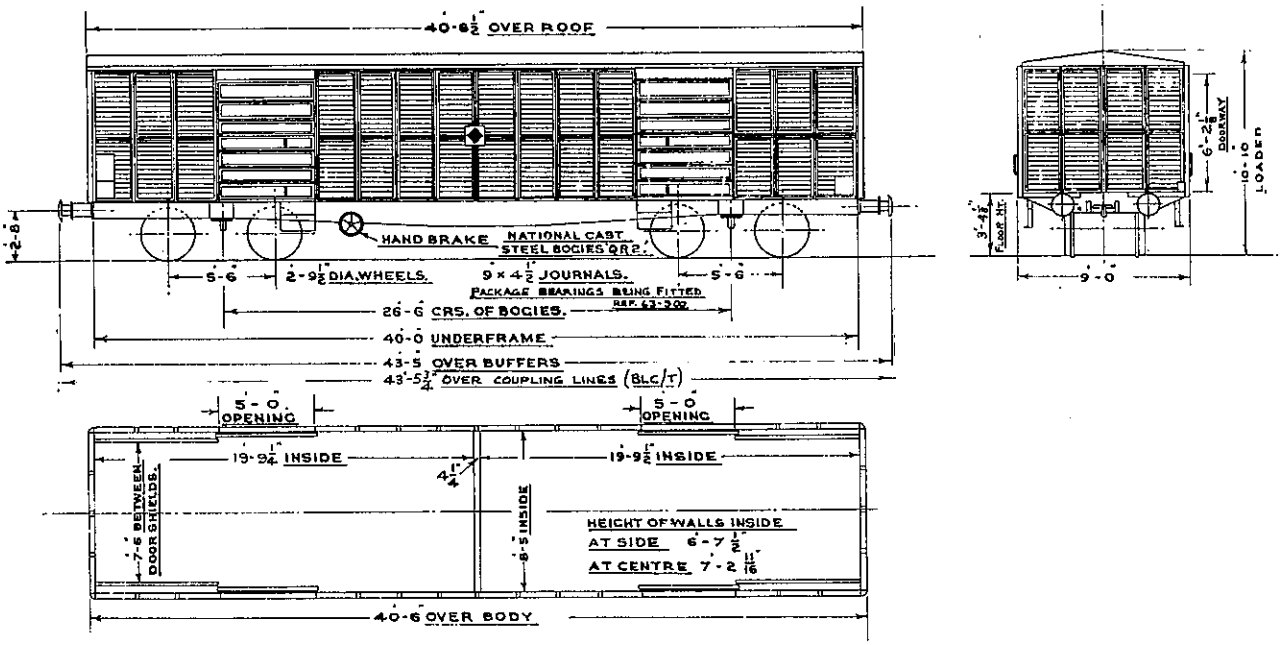

BR/BRP/BRA/BRAP (FLAT) CONTAINER WAGONS

Description: Eight-wheeled Container Wagon, Steel Construction, Roller Bearings, suitable for Express Freight and Goods trains.

Carrying capacity	¶24.8, §33.0	†47.2 tonnes
Average tare		15.8 tonnes

Inside dimensions	Imperial	Length 56′1¼″	Width 8′0″
	Metric (mm)	Length 17 100	Width 2 438

Unit length	3.6
Drawgear class	D1
Diagram No.	363

Remarks: Serial Numbers 4071 to 4085. Conveys 7.6 m or 6.1 m Containers. Either singly or in any combination. 'SRC' Containers have Refrigeration Unit facing Headstock. Some BR reclassified BRP when fitted with non welded wheels for use on passenger traffic and fitted with a red diamond.

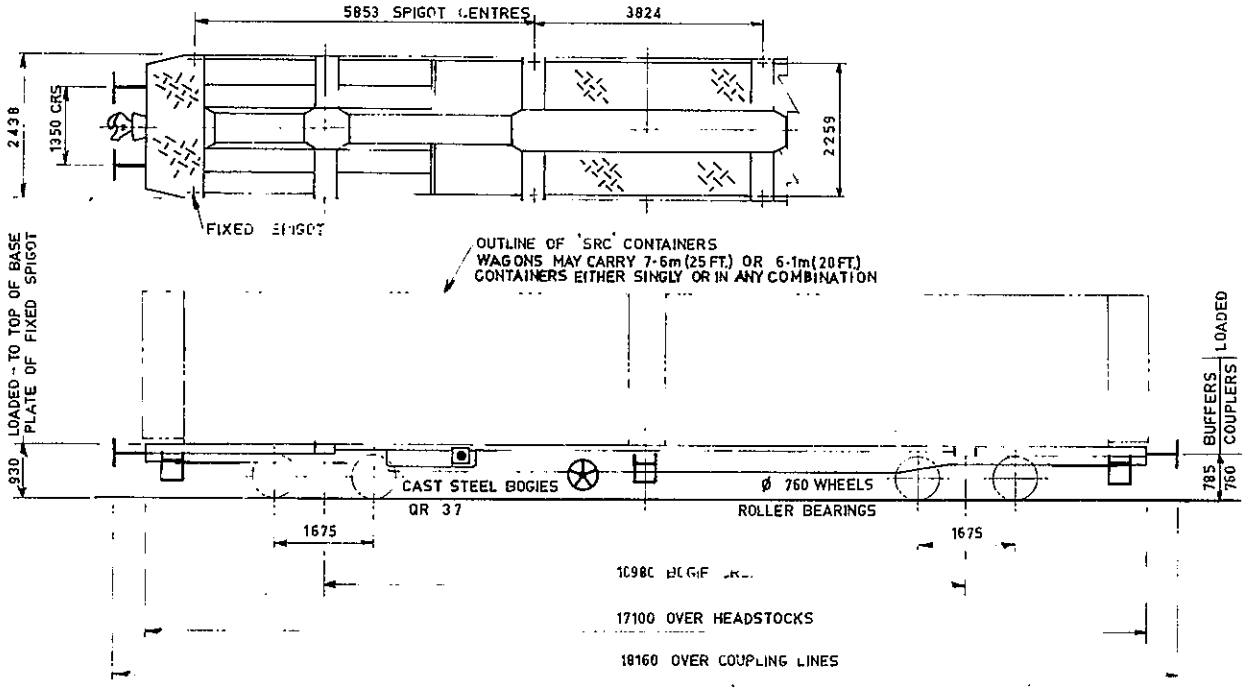

BM/BMA & BMM/BMMA (FLAT) CONTAINER WAGONS

Description: Eight-wheeled Container Wagon, Steel Construction, Roller Bearings, suitable for Express Freight & Goods trains.

Carrying capacity	¶24.2, §32.4,	†46.6 tonnes	
Average tare		16.4 tonnes	
Inside dimensions	Imperial	Length 56′ 1¼″	Width 8′ 0″
	Metric (mm)	17 100	Width 2 438
Unit Length		3.6	
Drawgear class		D1	
Diagram No.		363B	

Remarks: BM & BMM Wagons can convey two SRC Refrigerated Containers or three 4 910m (16ft) Containers.

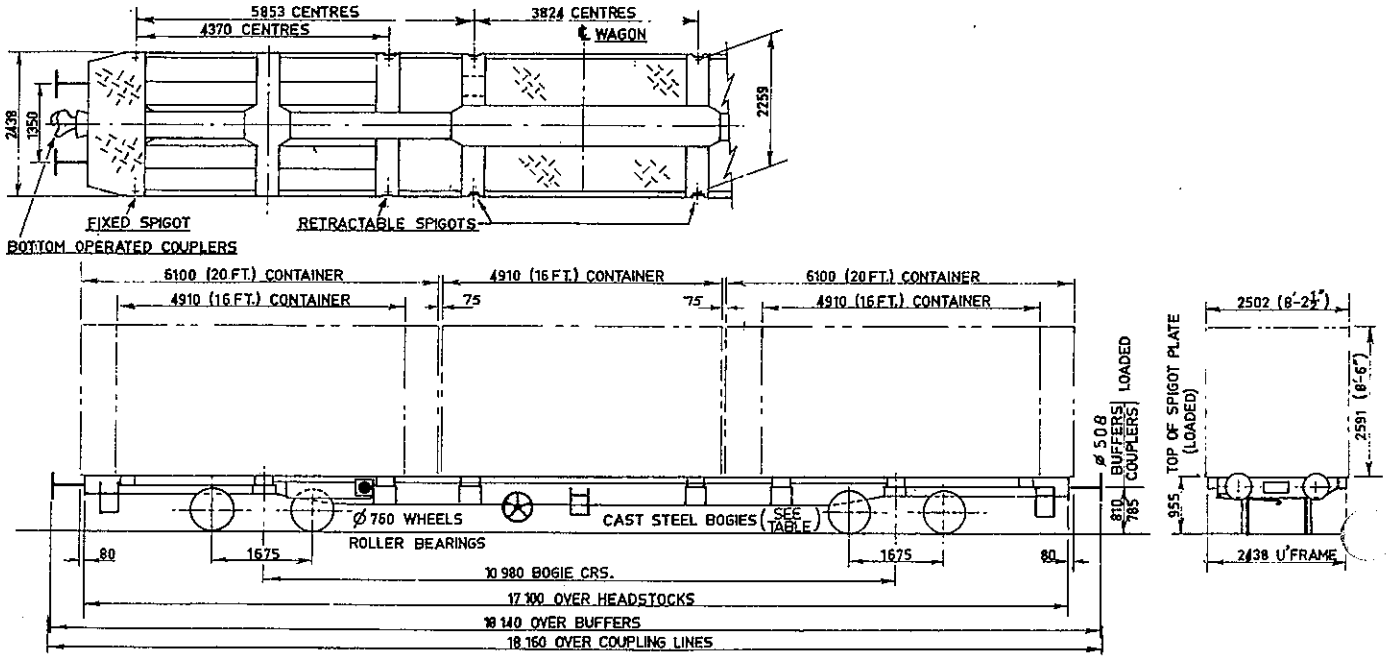

BRM/BRMP/BRMA/BRMAP (FLAT) CONTAINER WAGONS

Description: Eight-wheeled Container Wagon, Steel Construction, Roller Bearings, suitable for Express Freight & Goods trains.

Carrying capacity	¶24.1, §32.3,	†46.5 tonnes
Average tare		16.5 tonnes

Inside dimensions	Imperial	Length 56′ 1¼″	8′ 0″
	Metric (mm)	Length 17 100	Width 2 438

Unit length	3.6
Drawgear class	D1
Diagram No.	363A

Remarks: Wagons convey two SRC Refrigerated Containers or three 4910mm (16ft) Containers. Some BRM reclassified BRMP when fitted with non welded wheels for use on passenger traffic and fitted with a red diamond.

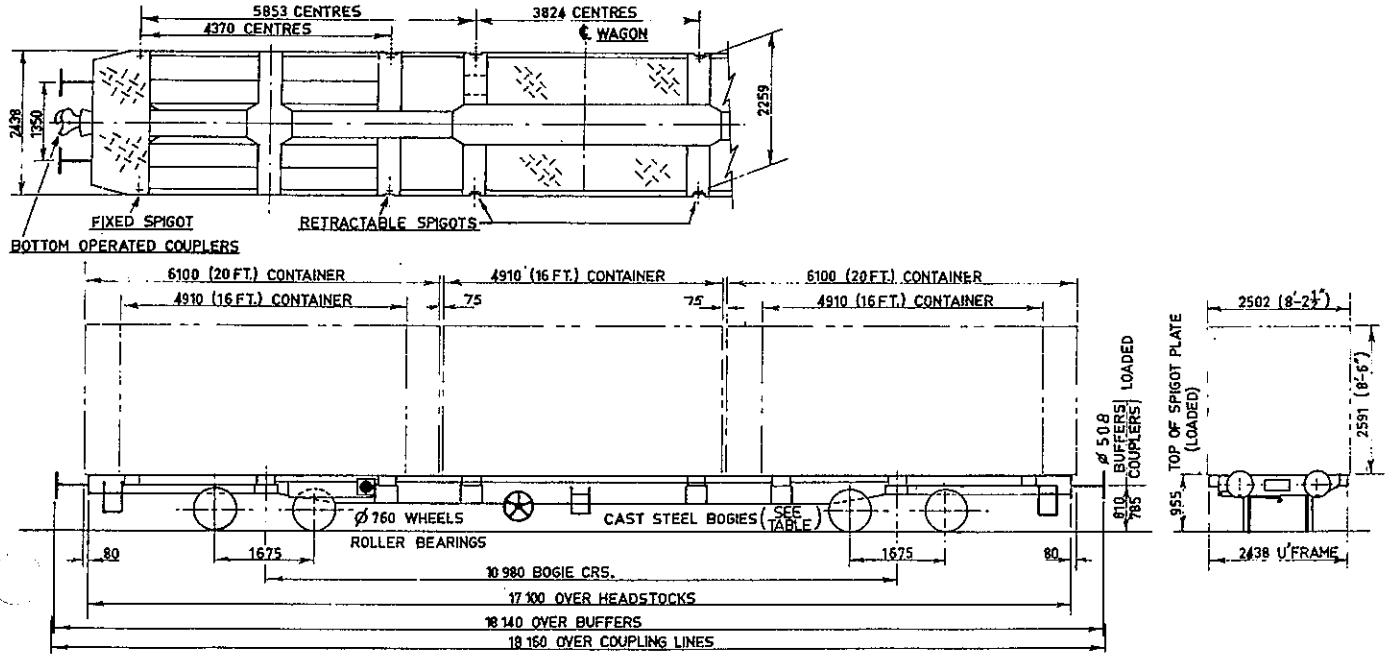

BSW (WHEEL SETS) WAGONS

Description: Eight-wheeled Wheel Set Carrying Wagon, Steel Underframe, Roller Bearings, suitable for Express Freight & Goods trains.

Carrying capacity			14.0 tonnes
Gross mass			36.6 tonnes
Wagon dimensions	Imperial	Length 40′ 0″	Width 8′ 6″
	Metric (mm)	Length 12 190	Width 2 590
Unit length			2.6
Drawgear class			D1
Diagram No.			373

Remarks: Based on BLC Underframe.

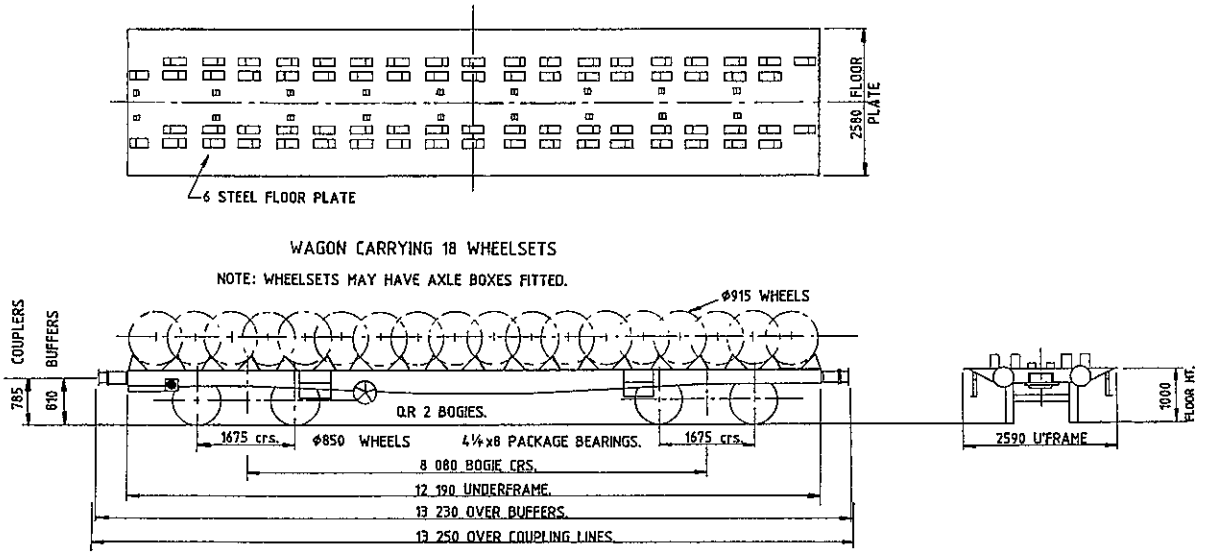

BSW (WHEEL SETS) WAGONS

Description: Eight-wheeled Wheel Set Carrying Wagon, Steel Construction, Roller Bearings, suitable for Express Freight & Goods trains.

Carrying capacity			18 wheel sets
Average tare			14.0 tonnes
Gross mass			36.6 tonnes
U'frame dimensions	Imperial	Length 40′ 0″	Width 8′ 6″
	Metric (mm)	Length 12 190	Width 2 590
Unit length			2.6
Drawgear class			D1
Diagram number			449

Remarks: Converted from BLC underframe for carrying 0915 wheel sets.

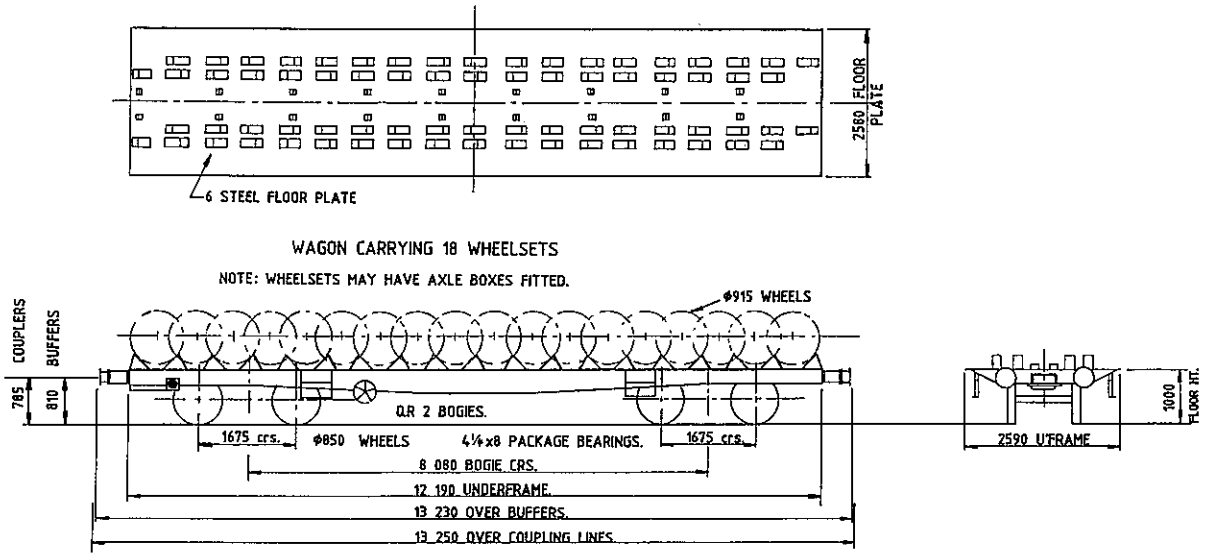

CCH "PRAIRIE" WAGONS

Description: Eight-wheeled Steel Construction, Removable Load Gates, Canopy Support Frames on Rollers, suitable for Express Freight trains.

Carrying capacity ..... •40 tonnes

Average tare ..... 23 tonnes

Dimensions Metric (mm) Length 15 400

Unit length 3.3

Drawgear class D1

Diagram No. P466

Remarks: 20 modified for use by QRX out of Moolabin converted from HWO, 24 removable load gates with vinyl canopy (• S Class lines and some A Class lines).

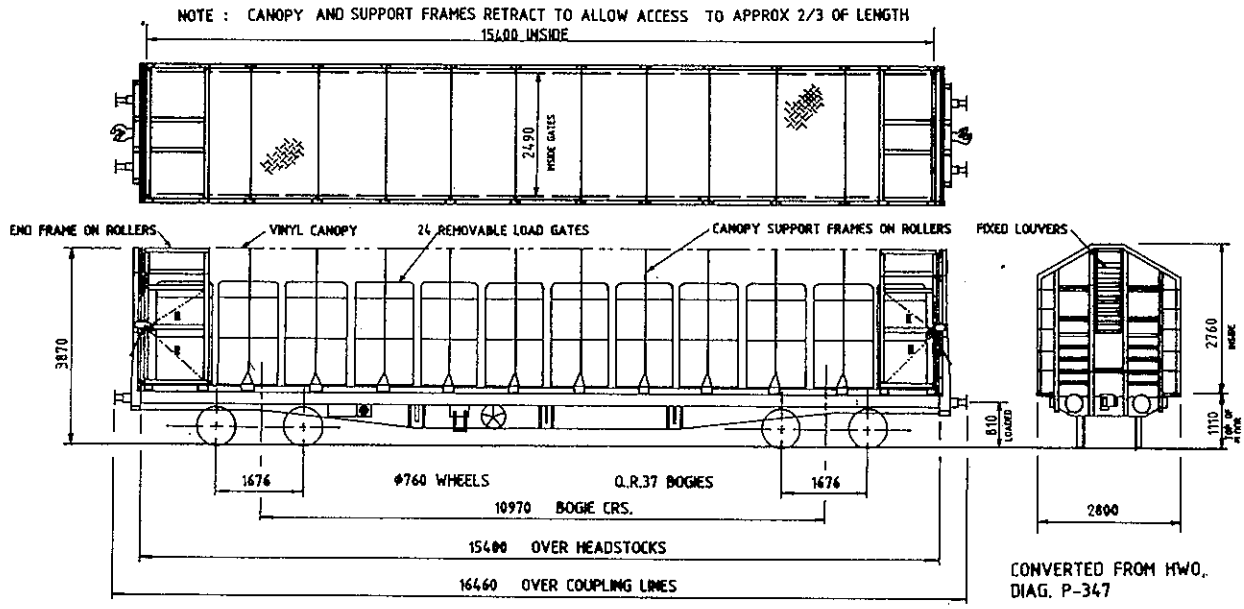

CLC (BOX) LOUVRED WAGONS

Description: Eight-wheeled Covered Goods Wagons, Lourvred, Steel Construction, Plain Bearing, suitable for Express Freight and Goods trains.

Carrying capacity				23.5 tonnes
Average tare				13.4 tonnes
Inside dimensions	Imperial	Length 31'11⅞"	Width 8'5⅞"	Height 6'5"
	Metric (mm)	Length 9 750	Width 2 590	at Side 1 955
Doorway opening	Imperial	Width 4'8"		
	Metric (mm)	Width 1 420		
Cubic capacity				46.5 cubic metres
Unit length				2.1
Drawgear class				D3
Diagram No.				50

Remarks: For Departmental Use Only.

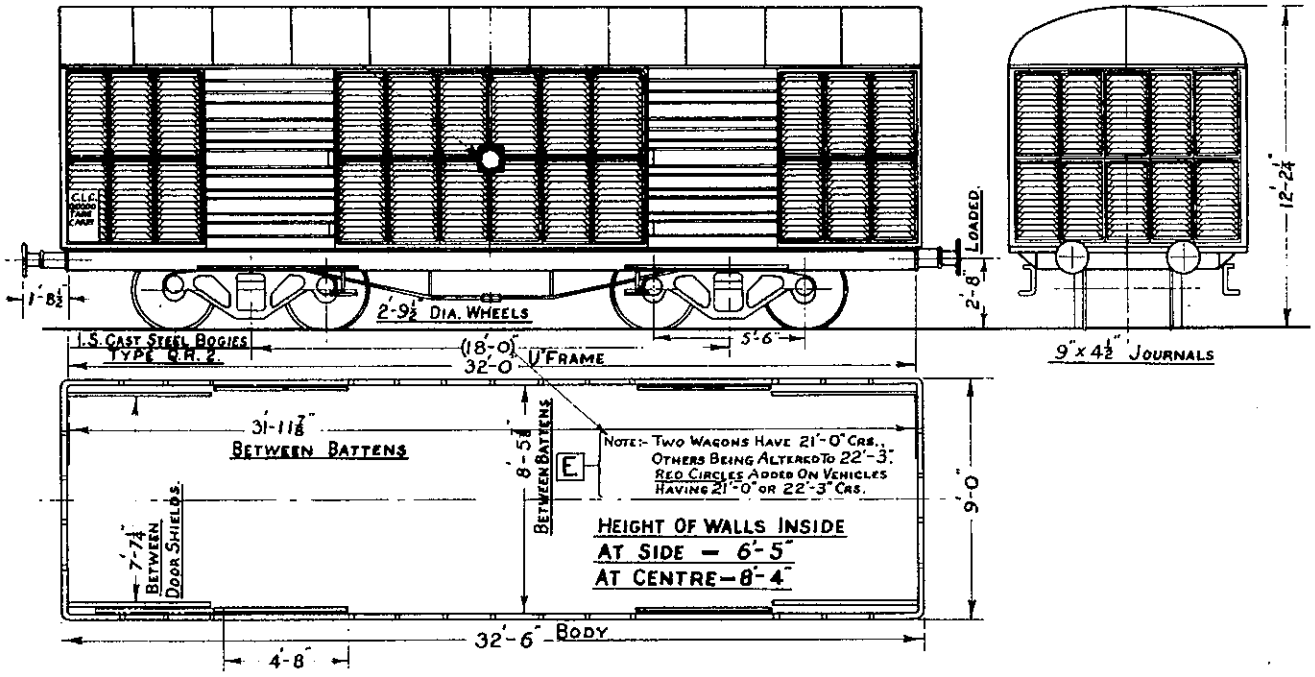

CLO (BOX) LOUVRED WAGONS

Description: Eight-wheeled covered Goods Wagons, Roller Bearing Steel Construction, suitable for attaching to Passenger, Express Freight and Goods Trains.

Carrying capacity	¶14.8, §23.0,	†37.2 tonnes		
Average tare		25.8 tonnes		
Inside dimensions	Imperial	Length 54′11″	Width 8′1″	Height 7′4½″
	Metric (mm)	Length 16 740	Width 2 465	at Side 2 250
Doorway opening	Imperial	Width 16′6½″	Height 6′10⅝″	
	Metric (mm)	Width 5 040	Height 2 100	
Cubic capacity		93.0 cubic metres		
Unit length		3.6		
Drawgear class		D1		
Diagram No.		51		
Total number of standard pallets		28		

Remarks: Suitable for fork lift trucks. 40 Bracing Rails for use near or across doorways.

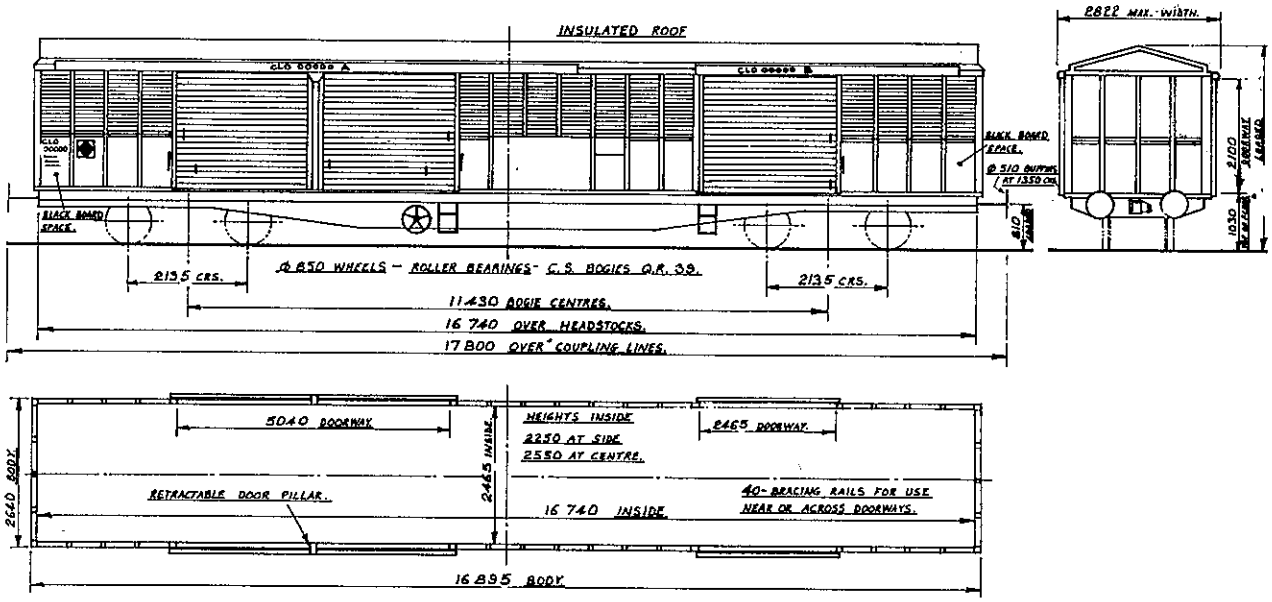

CMIS INSULATED WAGONS

Description: Eight-wheeled Roller Bearing Steel Insulated Covered Goods Wagon, suitable for Passenger, Express Freight and Goods trains.

Carrying capacity			19.0 tonnes
Average tare			18 tonnes
Inside dimensions	Imperial	Length 26′6¾″	Width 7′1⅞″
	Metric (mm)	Length 8 100	Width 2 180
Doorway opening	Imperial	Width 4′2¼″	
	Metric (mm)	Width 1 275	
Cubic capacity .....(To Height of Sides)			36.2 cubic metres

Drawgear class.....	D3
Diagram No.	69 & 72

Remarks: Insulated for frozen meat.

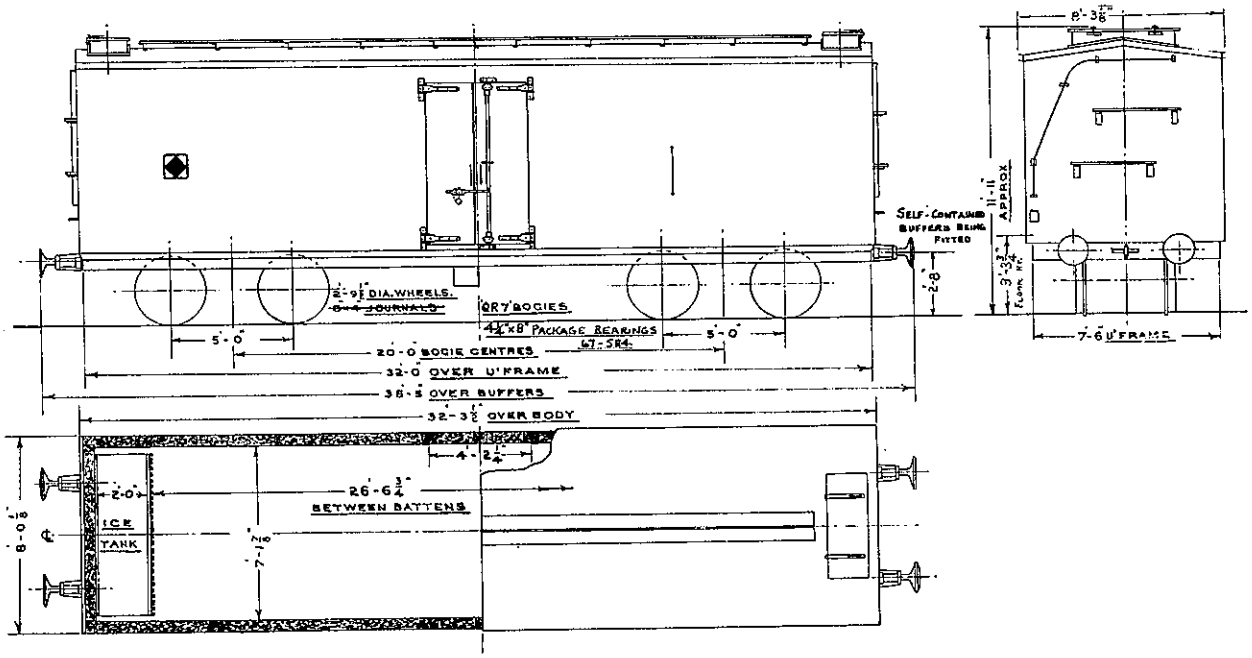

CMR REFRIGERATED WAGONS

Description: Eight-wheeled Refrigerated Wagon, suitable for Passenger, Express Freight and Goods trains, Steel Construction, Roller Bearings.

Carrying capacity	16.0 tonnes
Average tare	20.7 tonnes

Inside dimensions	Imperial	Length 25′0″	Width 6′10″	Height 6′1″
	Metric (mm)	Length 7 620	Width 2 080	at Side 1 855
Doorway opening	Imperial	Width 4′2″		
	Metric (mm)	Width 1 270		

Cubic capacity	27.5 cubic metres
Unit length	2.1
Drawgear class	D1
Diagram No.	63

Remarks: Refrigeration Powered by Diesel Alternator Set build into end compartment. (Height to Meat Bars is 6′1″ from floor Grid.)

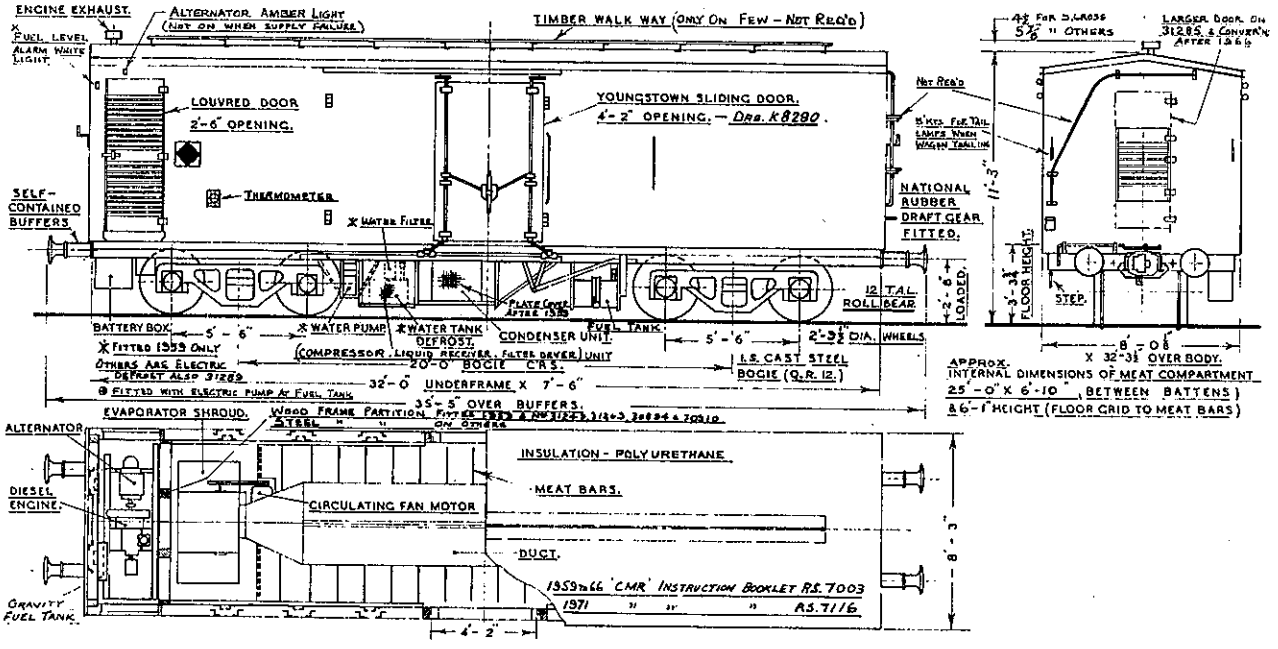

CO/COP (BOX) WAGONS

Description: Eight-wheeled Roller Bearing Steel Construction Covered Goods Wagon, suitable for Express Freight and Goods trains.

Carrying capacity .....¶18.6, §26.7, ‡41 tonnes

Average tare ..... 21.8 tonnes

Inside dimensions	Imperial	Length 49′11″	Width 8′0″	Height 7′5″
	Metric (mm)	Length 15 215	Width 2 440	at Side 2 260
Doorway opening	Imperial	Width 8′0½″	Height 6′10⅛″	
	Metric (mm)	Width 2 450	Height 2 086	

Cubic capacity ..... 84.0 cubic metres

Unit length 3.3

Drawgear class D1

Diagram No. 256

Total number of standard pallets 24

Remarks: Serial Numbers 32319 to 32368. Some CO reclassified COP when fitted with non welded wheels for use on passenger traffic and fitted with a red diamond.

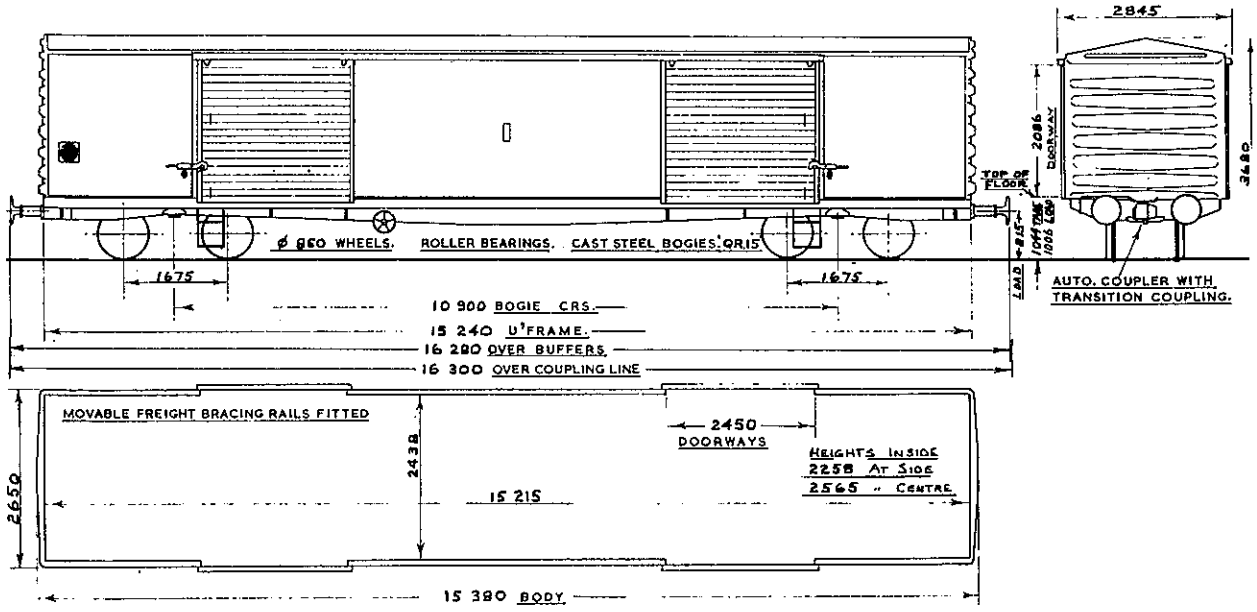

CPM (ABLUTION UNIT) WAGONS

Description: Eight-wheeled Migratory Gang Accommodation Wagon, Steel Underframe, Roller Bearings, suitable for Goods trains only.

Average tare	15.0 tonnes
Gross mass	32.5 tonnes
Unit length	3.3
Drawgear class	D3
Diagram No.	428

Remarks: Converted from BU Carriage Underframes. This unit forms part of a 10-man Migratory Gang Camp. 2 × 5000 litre water tanks fitted.

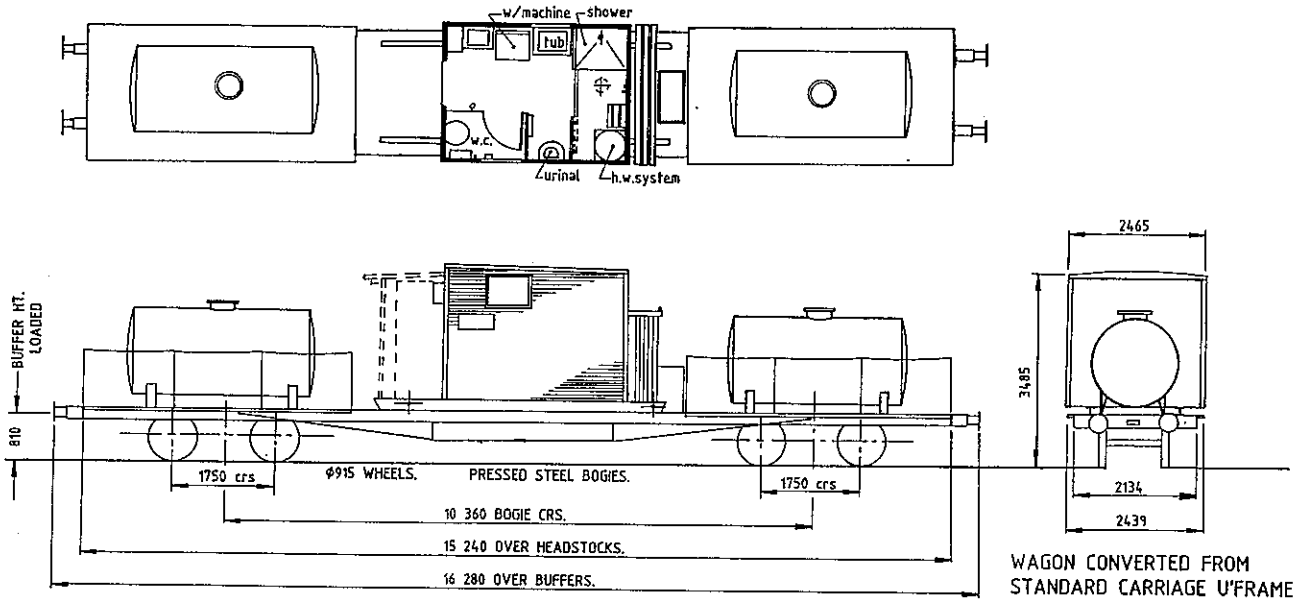

CPM (KITCHEN/DINER UNIT) WAGONS

Description: Eight-wheeled Migratory Gang Accommodation Wagon, Steel Underframe, Roller Bearings, suitable for Goods trains only.

Average tare	15.0 tonnes
Gross mass	20.0 tonnes
Unit length	3.3
Drawgear class	D3
Diagram No.	429

Remarks: Converted from BU Carriage Underframes. This unit forms part of a 10-man Migratory Gang Camp.

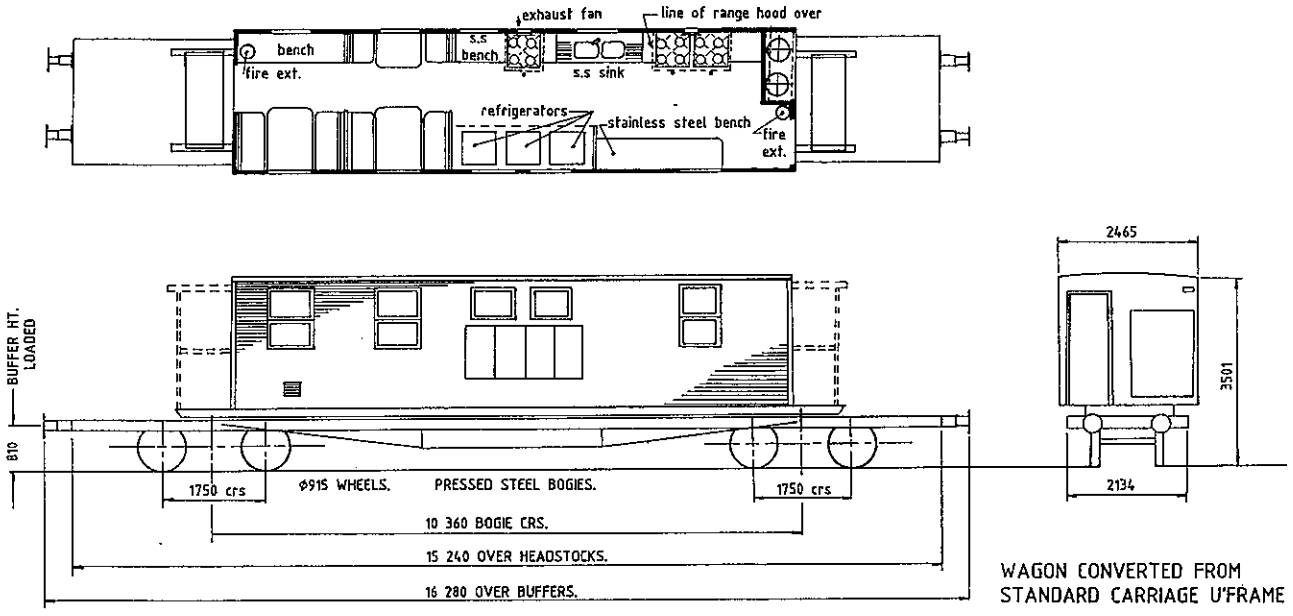

CPM (SLEEPING UNIT) WAGONS

Description: Eight-wheeled Migratory Gang Accommodaton Wagon (sleeps 6), Steel Underframe, Roller Bearings, suitable for Goods trains only.

Average tare	15.7 tonnes
Gross mass	20.0 tonnes
Unit length	3.3
Drawgear class	D3
Diagram No.	430

Remarks: Converted from BU Carriage Underframes. This unit forms part of a 10-man Migratory Gang Camp.

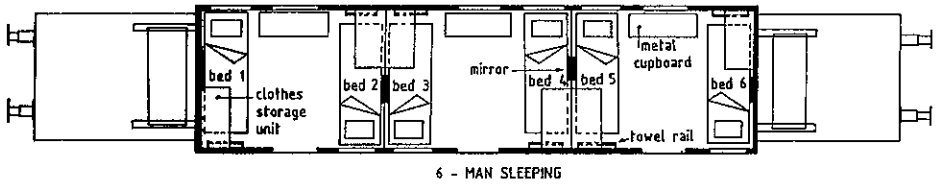

6 - MAN SLEEPING

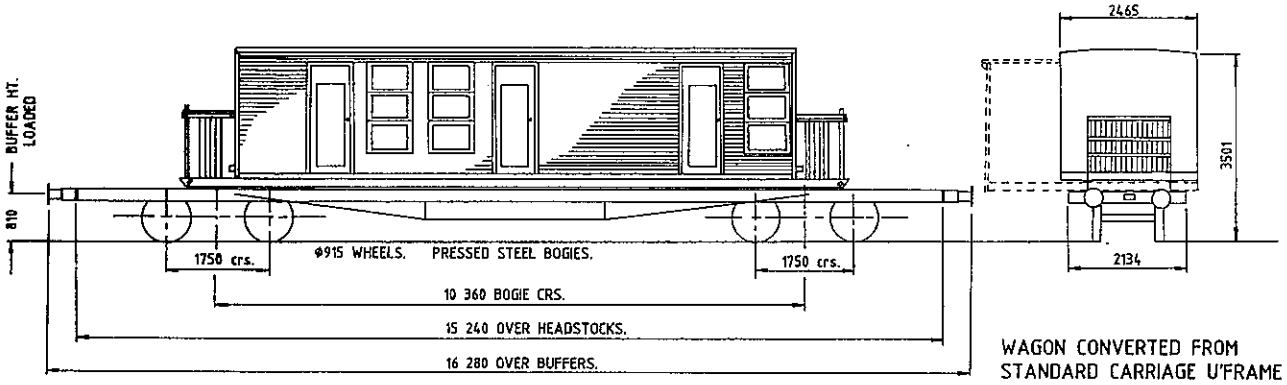

WAGON CONVERTED FROM STANDARD CARRIAGE U'FRAME

CPM (SLEEPING UNIT) WAGONS

Description: Eight-wheeled Migratory Gang Accommodation Wagon (sleeps 5), Steel Underframe, Roller Bearings, suitable for Goods trains only.

Average tare		15.0 tonnes
Gross mass		20.0 tonnes
Unit length	3.3	
Drawgear class	D3	
Diagram No.	431	

Remarks: Converted from BU Carriage Underframes. This unit forms part of a 10-man Migratory Gang Camp.

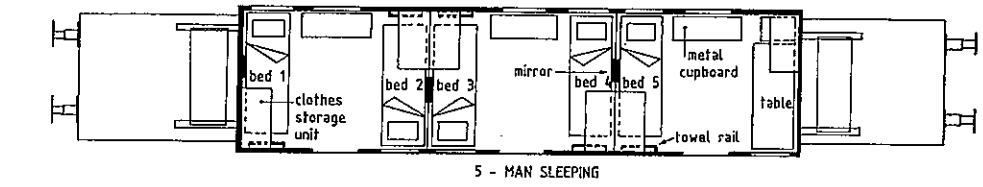

5 - MAN SLEEPING

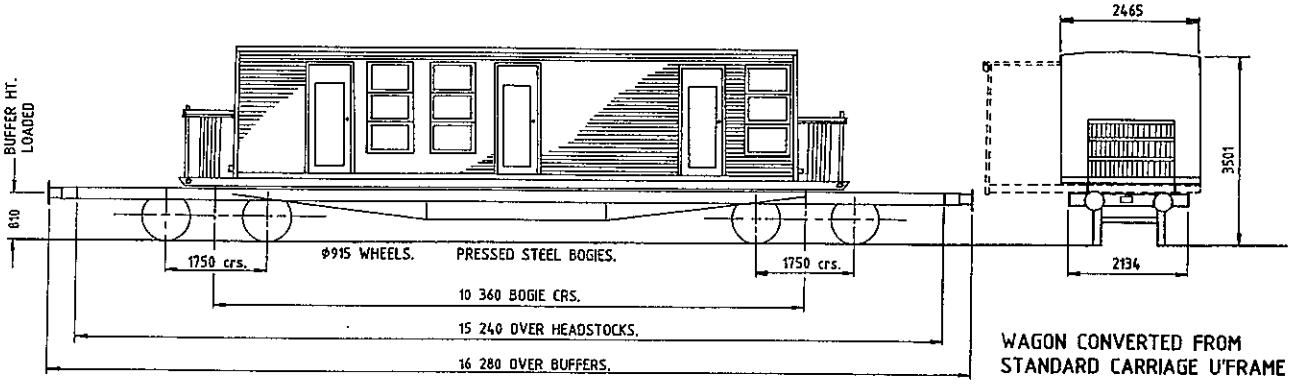

WAGON CONVERTED FROM STANDARD CARRIAGE U'FRAME

CPMR (ABLUTION UNIT) WAGONS

Description: Eight-wheeled Rotating Migratory Gang Accommodation Wagon, Steel Underframe, Roller Bearings, suitable for Goods trains only.

Average tare	15.0 tonnes
Gross mass	32.5 tonnes
Unit length	3.3
Drawgear class	D3
Diagram No.	432

Remarks: Converted from BU Carriage Underframes. This unit forms part of a 10-man Migratory Gang Camp. 2 × 5000 litre water tanks fitted.

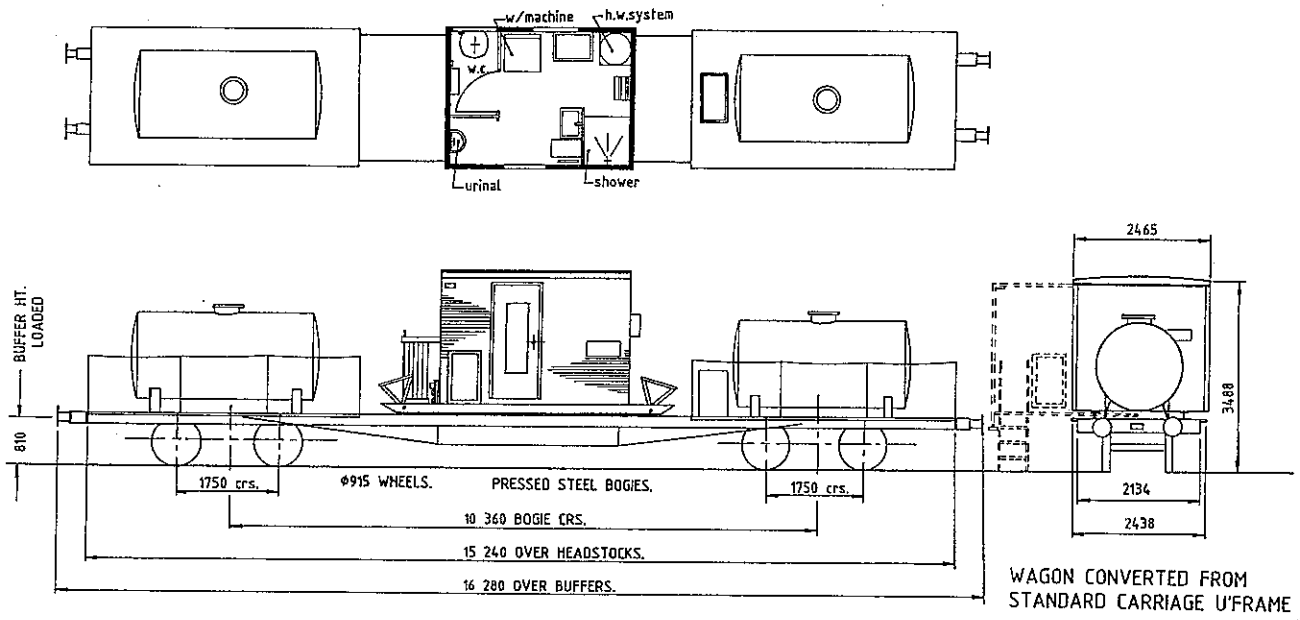

CPMR (KITCHEN/DINER UNIT) WAGONS

Description: Eight-wheeled Rotating Migratory Gang Accommodation Wagon, Steel Underframe, Roller Bearings, suitable for Goods trains only.

Average tare		15.0 tonnes
Gross mass		20.0 tonnes
Unit length	3.3	
Drawgear class	D3	
Diagram No.	433	

Remarks: Converted from BU Carriage Underframes. This unit forms part of a 10-man Migratory Gang Camp.

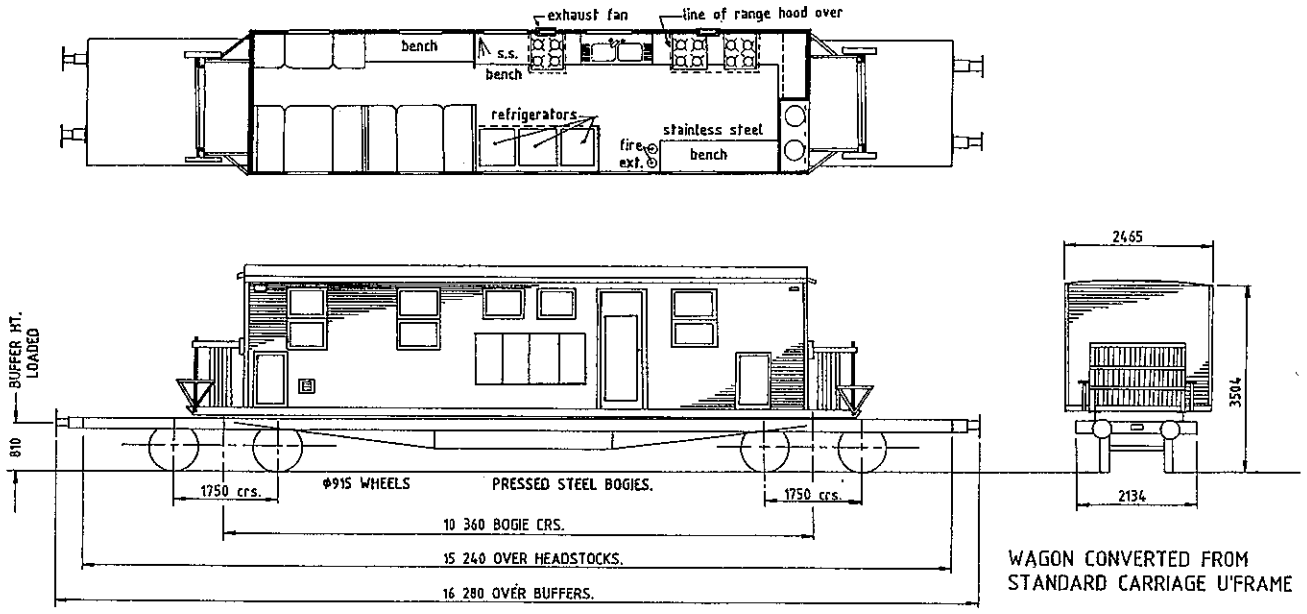

CPMR (SLEEPING UNIT) WAGONS

Description: Eight-wheeled Rotating Migratory Gang Accommodation Wagon (sleeps 6), Steel Underframe, Roller Bearings, suitable for Goods trains only.

Average tare		15.0 tonnes
Gross mass		20.0 tonnes
Unit length	3.3	
Drawgear class	D3	
Diagram No.	434	

Remarks: Converted from BU Carriage Underframes. This unit forms part of a 10-man Migratory Gang Camp.

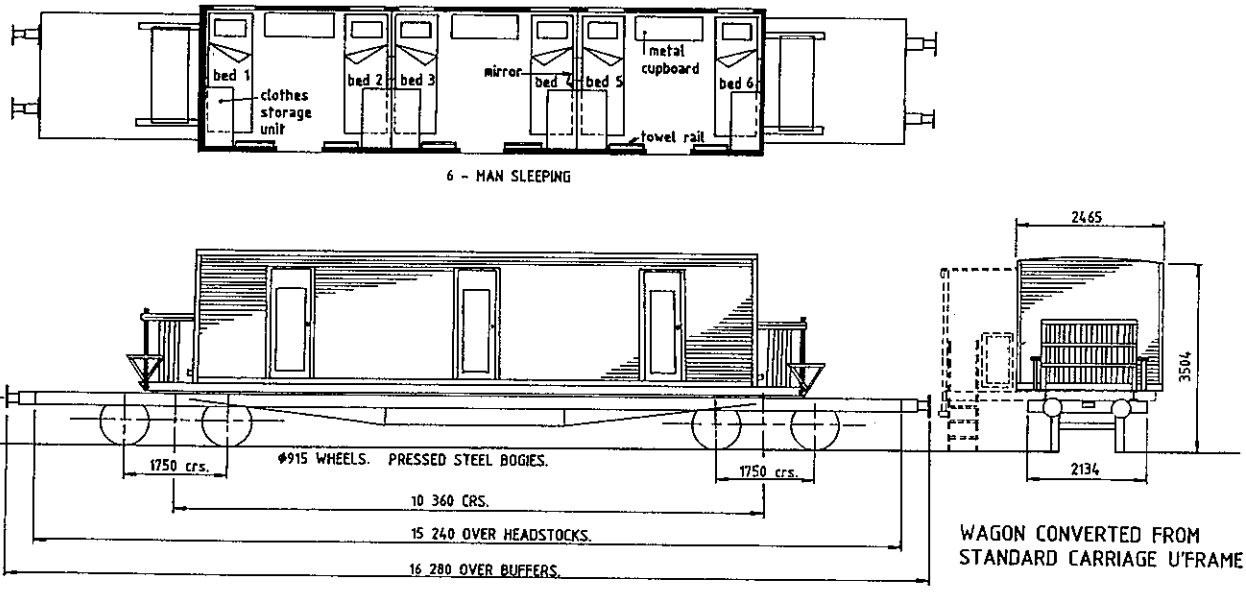

CPMR (SLEEPING UNIT) WAGONS

Description: Eight-wheeled Rotating Migratory Gang Accommodation Wagon (sleeps 5), Steel Underframe, Roller Bearings, suitable for Goods trains only.

Average tare		15.0 tonnes
Gross mass		20.0 tonnes
Unit length	3.3	
Drawgear class	D3	
Diagram No.	435	

Remarks: Converted from BU Carriage Underframes. This unit forms part of a 10-man Migratory Gang Camp.

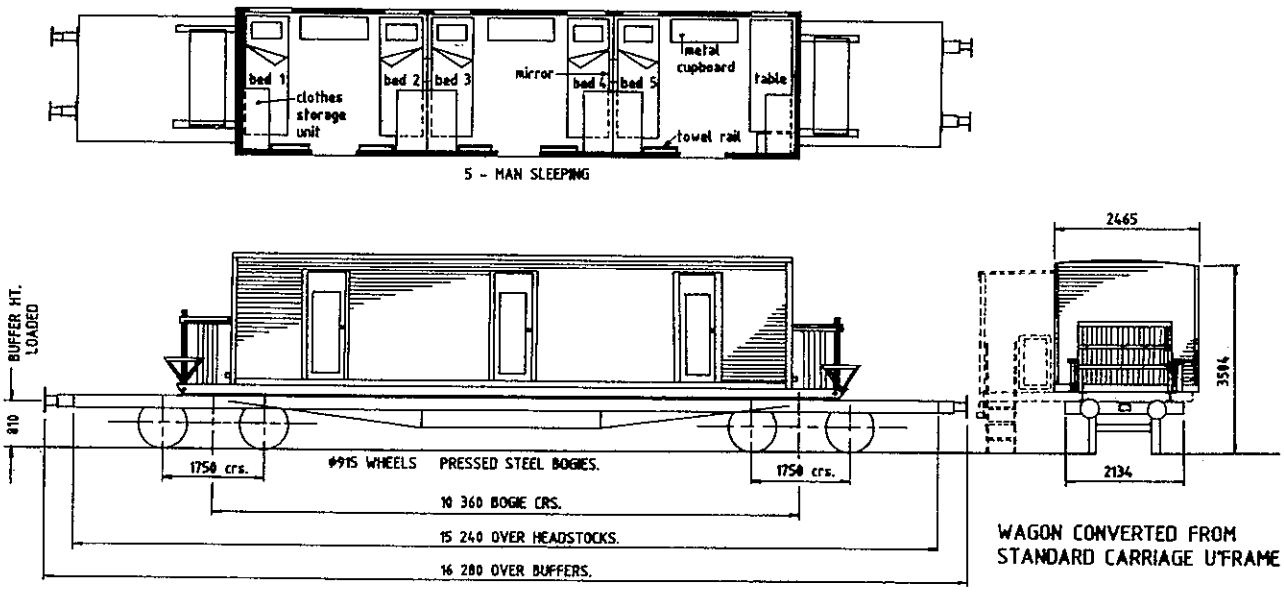

DDM (DOUBLE DECK) WAGONS

Description: Eight-wheeled Double Deck Wagon for Motor Car Transport, Steel Construction, Roller Bearings, suitable for Express Freight & Passenger trains.

Carrying capacity	10.0 tonnes
Average tare	20.2 tonnes

Wagon dimensions	Imperial Metric (mm)	Length 53′ 0″ Length 16 150	Width 9′ 4″ Width 2 844	Height 10′ 6⅜″ at Side 3 210

Unit length	3.4
Drawgear class	D1
Diagram No.	387

3 in Queenslander Traffic — 43632, 43635, 43637
8 on Hire to Arnolds Transport — 43579, 43631, 43633, 43634, 43636, 43638, 43639, 43641
2 available General Traffic — 43630, 43640

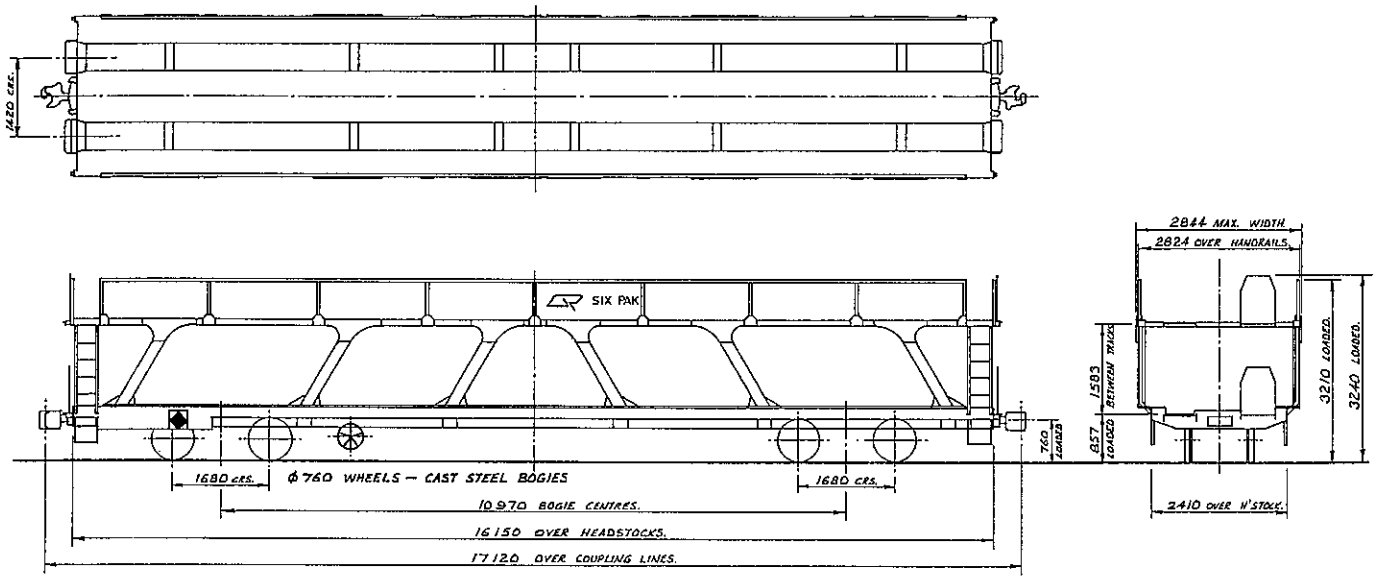

DM (SINGLE DECK) WAGONS

Description: Eight-wheeled Single Deck Wagon for Motor Car Transport, Steel Construction, Roller Bearings, suitable for Express Freight & Passenger trains.

Carrying capacity	10.0 tonnes
Average tare	14.9 tonnes

Wagon dimensions	Imperial	Length 52′ 0″	Width 9′ 4″
	Metric (mm)	Length 15 850	Width 2 840

Unit length	3.4
Drawgear class	D1
Diagram No.	392

2 in Queenslander Traffic — 44839, 44845
1 held in Townsville — 44844
7 available General Traffic — 44837, 44838, 44840, 44841, 44842, 44843, 44846

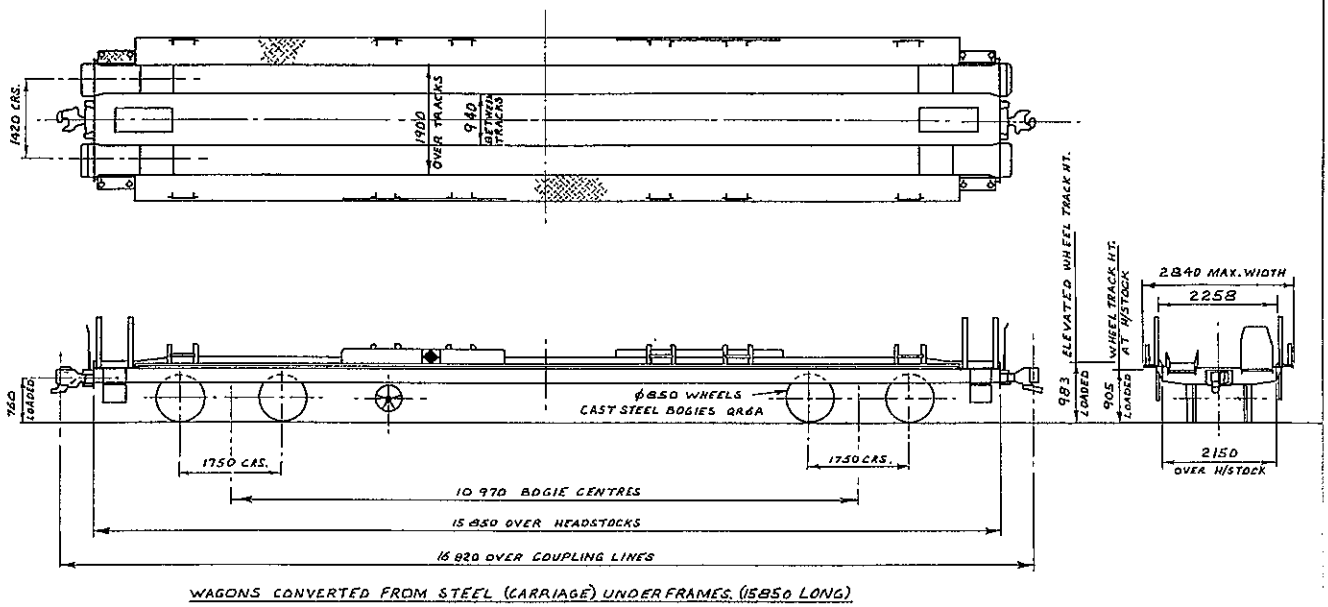

WAGONS CONVERTED FROM STEEL (CARRIAGE) UNDERFRAMES. (15850 LONG)

EFC (EFFLUENT) WAGONS

Description: Eight-wheeled Steel Construction, Roller Bearing, suitable for Express Freight trains.

Water capacity ..... 9 600 litres

Average tare ..... 14.5 tonnes

Dimensions Metric (mm) Length 9 750 Width 2 286

Unit length 2.1

Drawgear class D1

Diagram No. P465A

Remarks: Converted from PCW/T Effluent Wagon.

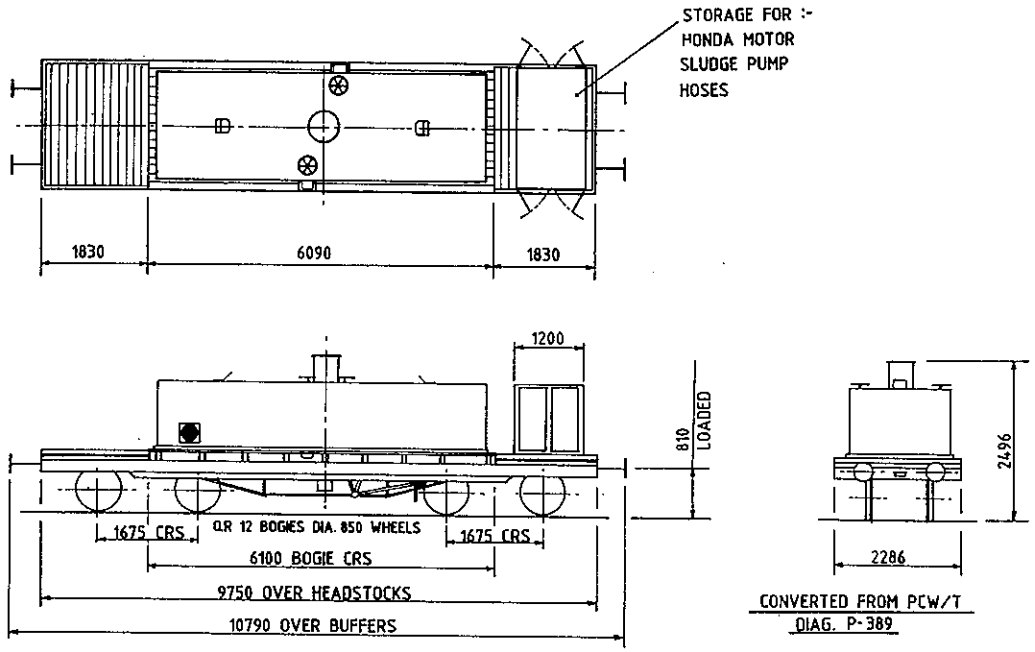

EFH (EFFLUENT) WAGONS

Description: Eight-wheeled, Steel Construction.

Water capacity	10 500 litres
Average tare	11.5 tonnes
Dimensions Metric (mm) Length 9 750 Width 2 440	
Unit length	2.1
Drawgear class	D3
Diagram No.	P465

Remarks: Converted from HJS wagon with tank from FGW wagon.

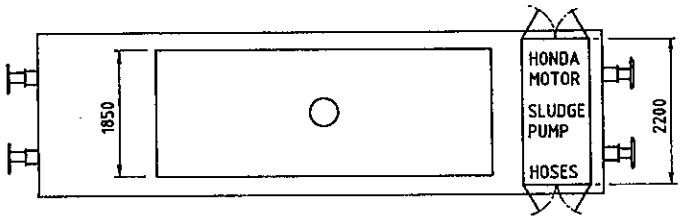

NOTE :- WAGON 40590 IS STENCILLED - "RETURN TO POLLUTION ATTEND. T'VILLE DIESEL SHED."

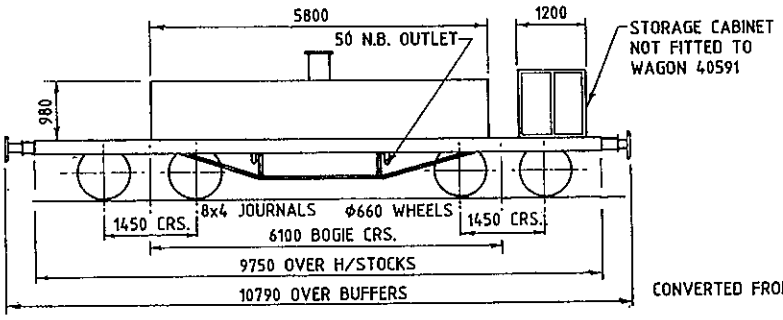

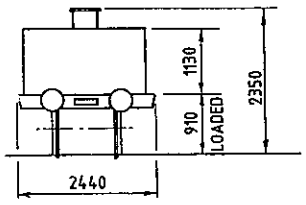

CONVERTED FROM HJS WAGON,DIAG.120 WITH TANK FROM FGW WAGON

ELRC WAGONS

Description: Eight-wheeled Locomotive Remote Control Unit (Wagon), Steel & Concrete Construction, Roller Bearings, suitable for Express Freight and Goods trains.

Average tare	32.8 tonnes
Unit length	2.1
Drawgear class	D1
Diagram No. (Loco)	37A

Remarks: Suitable for operation with Electric Locomotives only.

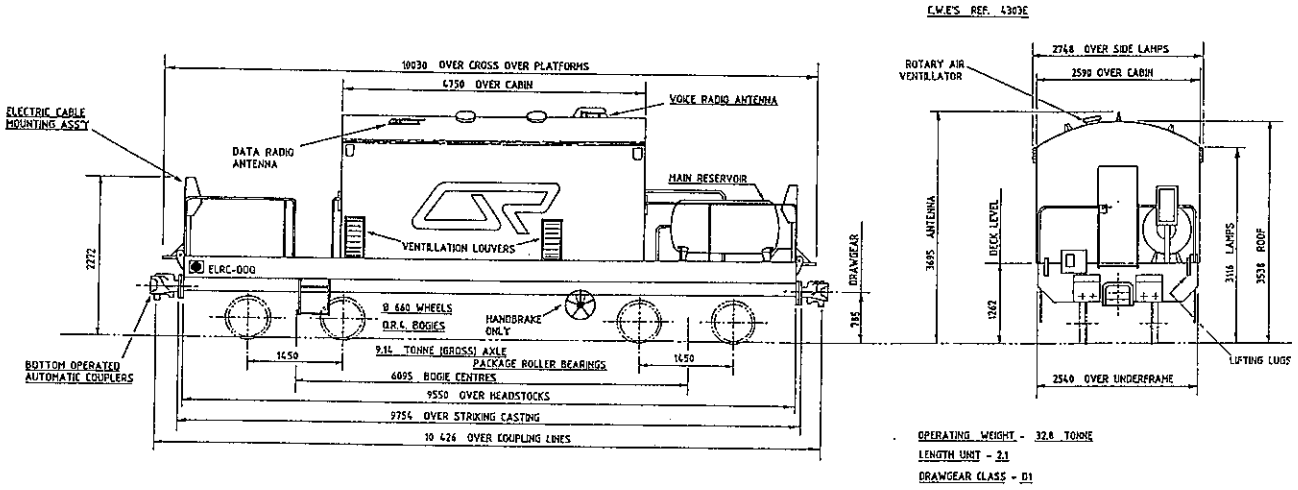

EWT (CABLE DRUM) WAGONS

Description: Eight-wheeled Cable Down Wagon for overhead wire, Steel Underframe, Roller Bearings, suitable for Goods trains only.

Average tare	17.8 tonnes
Gross mass	32.5 tonnes

U'frame dimensions	Imperial	Length 50′ 0″	Width 8′ 5″
	Metric (mm)	Length 15 240	Width 2 565

Unit length	3.3
Drawgear class	D3
Diagram No.	397

Remarks: Converted from BU Carriage Underframe.

FOR COMPOSITION OF MAIN LINE ELECTRIFICATION WORK TRAIN SEE DRG. AI-14393

NOTE: H.BRAKE FOR EWT 18 & 27 – DRG AI-14417
H.BRAKE FOR EWT 29 & 38 – DRG AI-14496

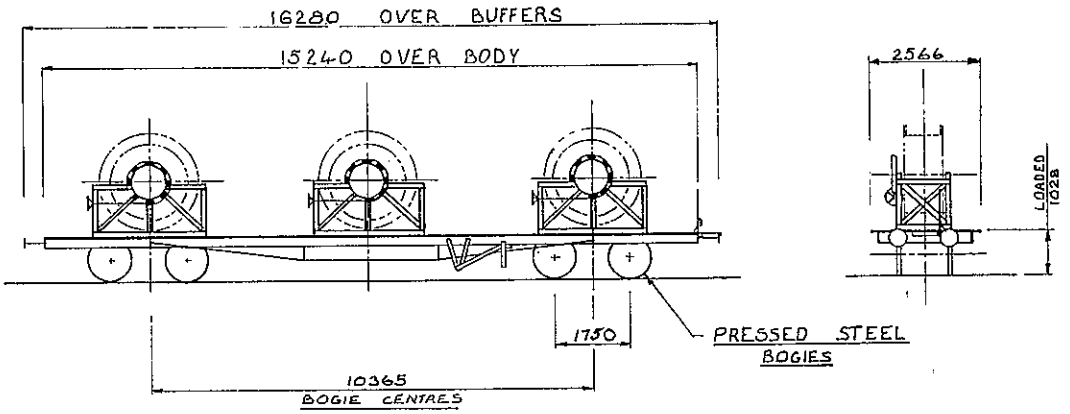

EWT (WALKWAY) WAGONS

Description: Eight-wheeled Walkway Wagon for overhead wiring, Steel Underframe, Timber Body, Roller Bearings, suitable for Goods trains only.

Average tare			23.8 tonnes
Gross mass			32.5 tonnes
U'frame dimensions	Imperial	Length 50′ 0″	Width 8′ 5″
	Metric (mm)	Length 15 240	
Unit length			3.3
Drawgear class			D3
Diagram No.			398

Remarks: Converted from BU Carriage Underframes.

FOR COMPOSITION OF MAIN LINE ELECTRIFICATION WORK TRAIN SEE DRG. AI-14393

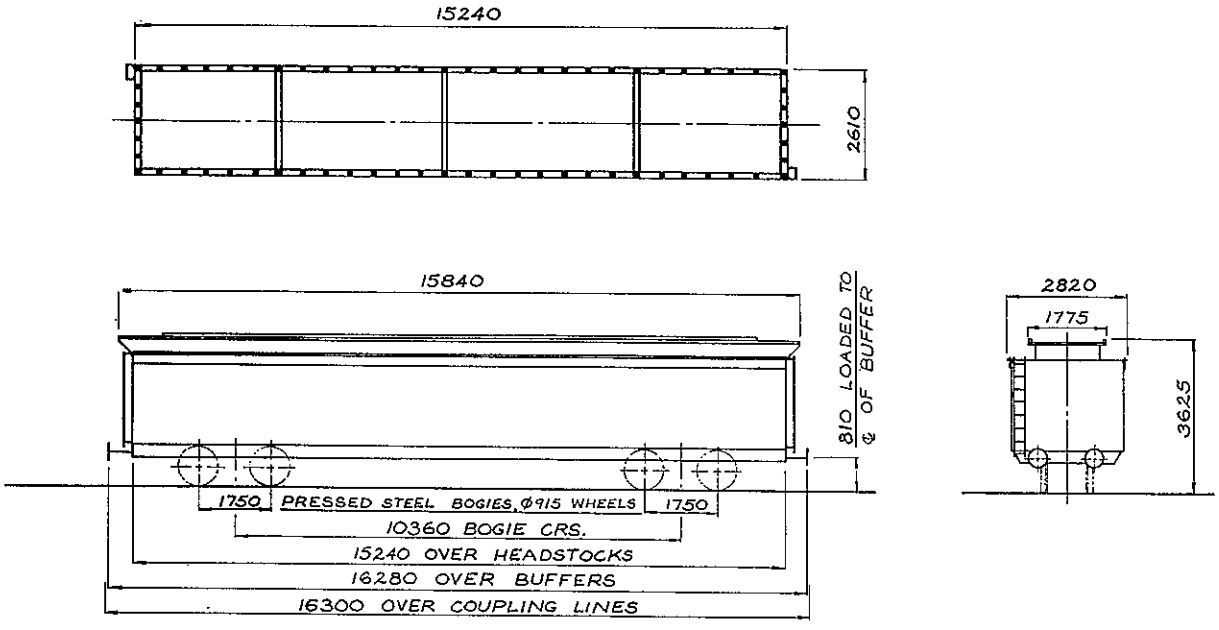

EWT (WALKWAY) WAGON

Description: Eight-wheeled Walkway Wagon for Overhead Wiring, Steel Underframe, Timber Structure, Roller Bearings, suitable for Goods trains only.

Average tare	19.8 tonnes
Gross mass	32.5 tonnes

U'Frame dimensions	Imperial	Length 50′ 0″	Width 8′ 5″
	Metric (mm)	Length 15 240	Width 2 565

Unit length	3.3
Drawgear class	D3
Diagram No.	427

Remarks: Converted from BU Carriage Underframes.

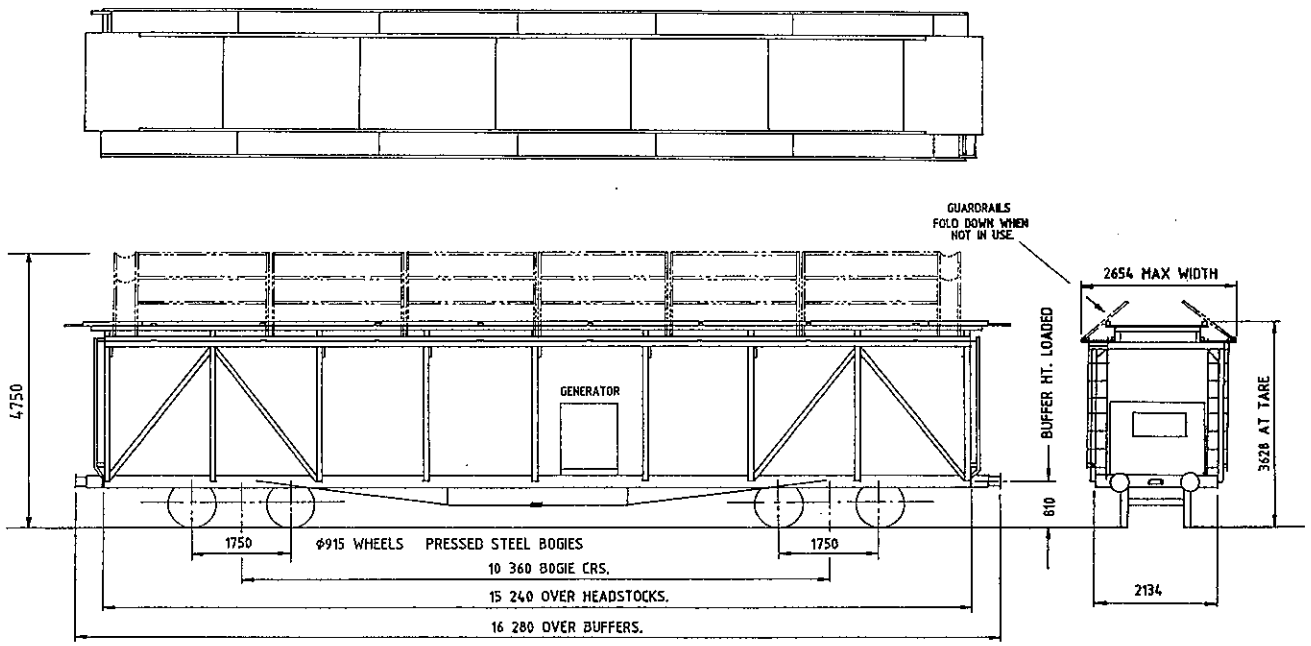

EWT (STORAGE) WAGON

Description: Eight-wheeled Storage Wagon for Overhead Wiring, Steel Underframe, Steel Body, Roller Bearing, suitable for Goods trains only.

Average tare			24.5 tonnes
Gross mass			33.0 tonnes
U'Frame dimensions	Imperial	Length 51′ 0″	Width 8′ 5″
	Metric (mm)	Length 15 545	Width 2 565
Unit length			3.3
Drawgear class			D2
Diagram No.			425

Remarks: Converted from TLV Brake Vans. Fitted with a generating unit to supply power to the whole work train.

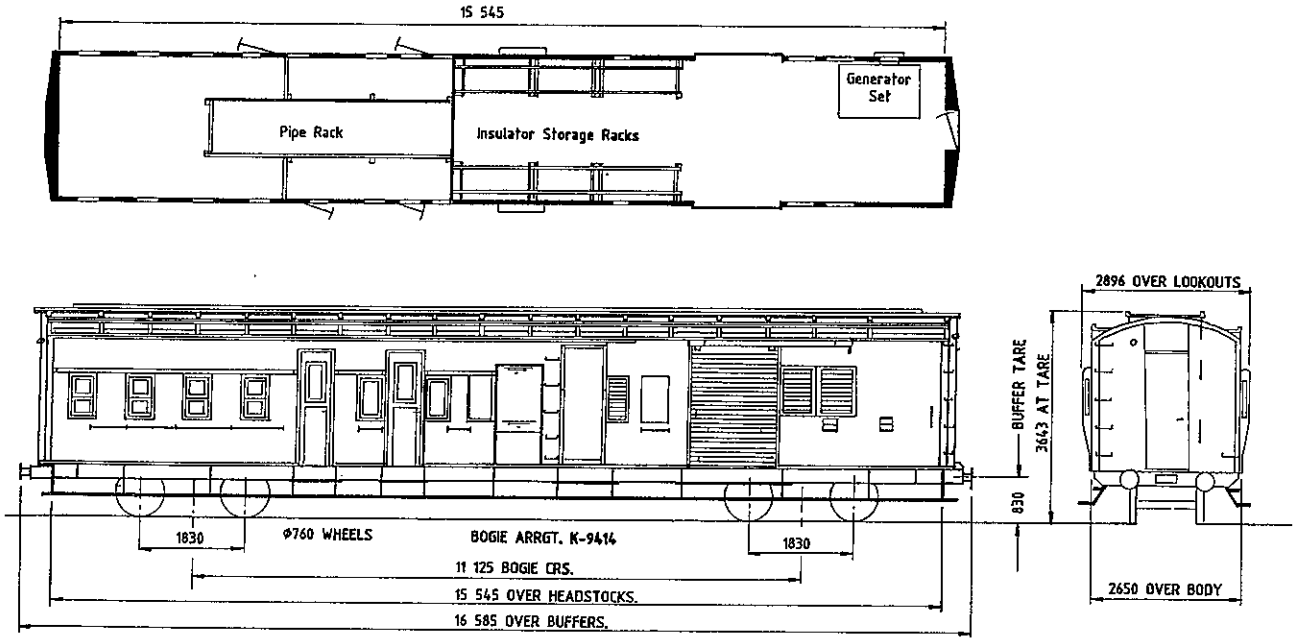

EWT (WORKSHOP) WAGON

Description: Eight-wheeled Workshop Wagon for Overhead Wiring, Steel Underframe, Steel Body, Roller Bearings, suitable for Goods trains only.

Average tare ..... 23.9 tonnes

Gross mass ..... 33.0 tonnes

U'Frame dimensions	Imperial	Length 51′ 0″	Width 8′ 5″
	Metric (mm)	Length 15 545	Width 2 565

Unit length 3.3

Drawgear class D2

Diagram No. 426

Remarks: Converted from TLV Brake Vans.

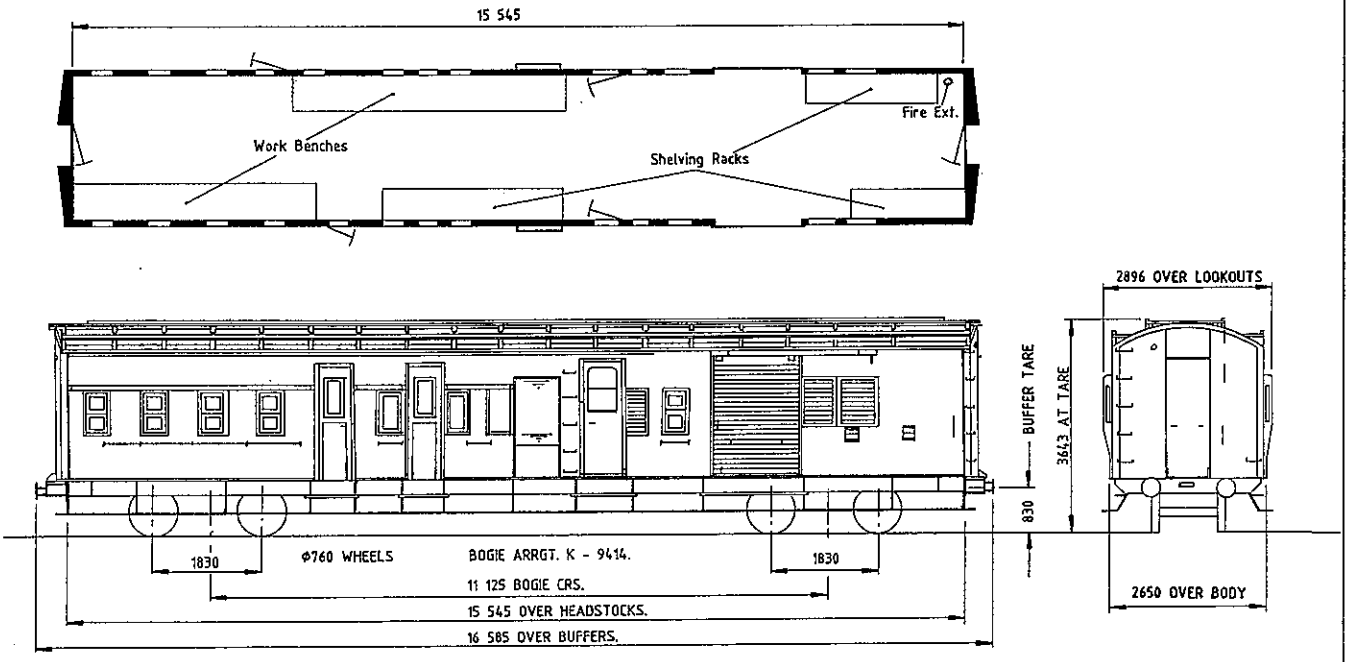

FGW (WATER) WAGONS

Description: Four-wheeled Water Tank Wagons, Wood Underframe, Plain Bearings, suitable for Goods trains only, Grovers Bogies

Carrying capacity	9 660 litres
Average tare	7.5 tonnes
Gross mass	16.3 tonnes

Tank dimensions	Imperial	Length 19′0″	Width 6′0½″
	Metric (mm)	Length 5 790	Width 1 840

Unit length	1.4
Drawgear class	D4
Diagram No.	107

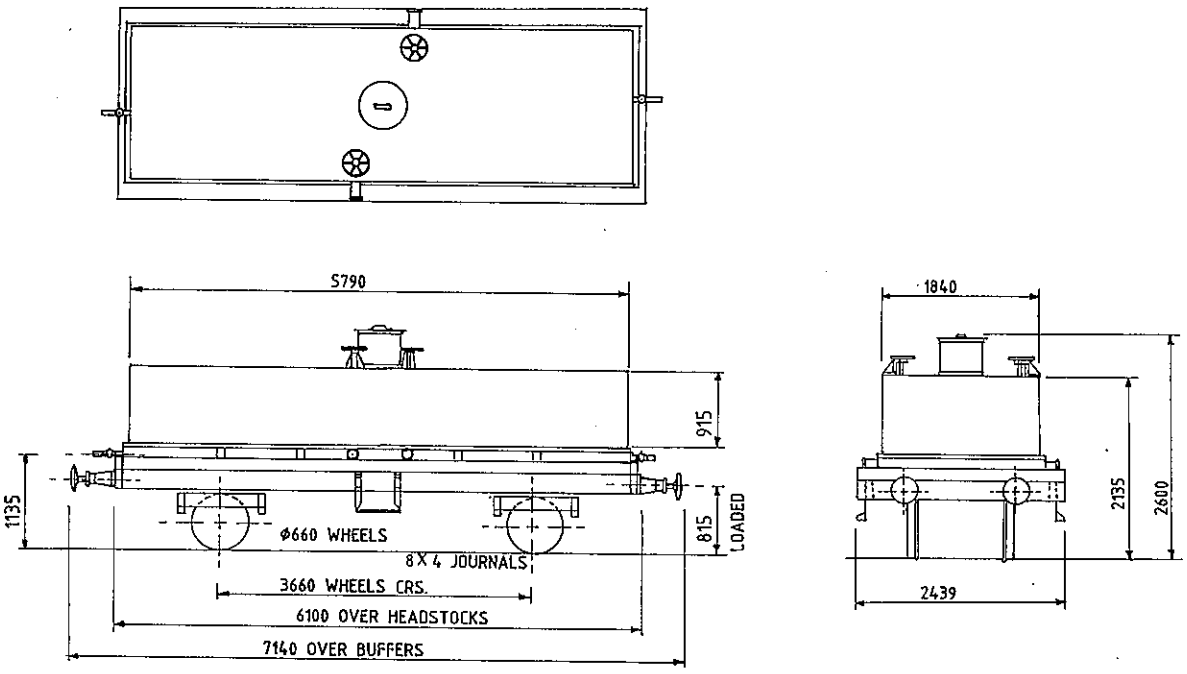

FJE (OPEN) WAGONS

Description: Four-Wheeled Open Wagon for carrying Sleepers, Steel Construction, Plain Bearings, suitable for Goods trains only.

Average tare	5.7 tonnes
Gross mass	17.5 tonnes

Inside dimensions	Imperial	Length 17′ 5¾″	Width 7′ 10½″
	Metric (mm)	Length 5 325	Width 2 400

Unit length	1.3
Drawgear class	D4
Diagram No.	448

Remarks: Converted from FJS Wagons. Use for carrying sleepers under overhead wires.

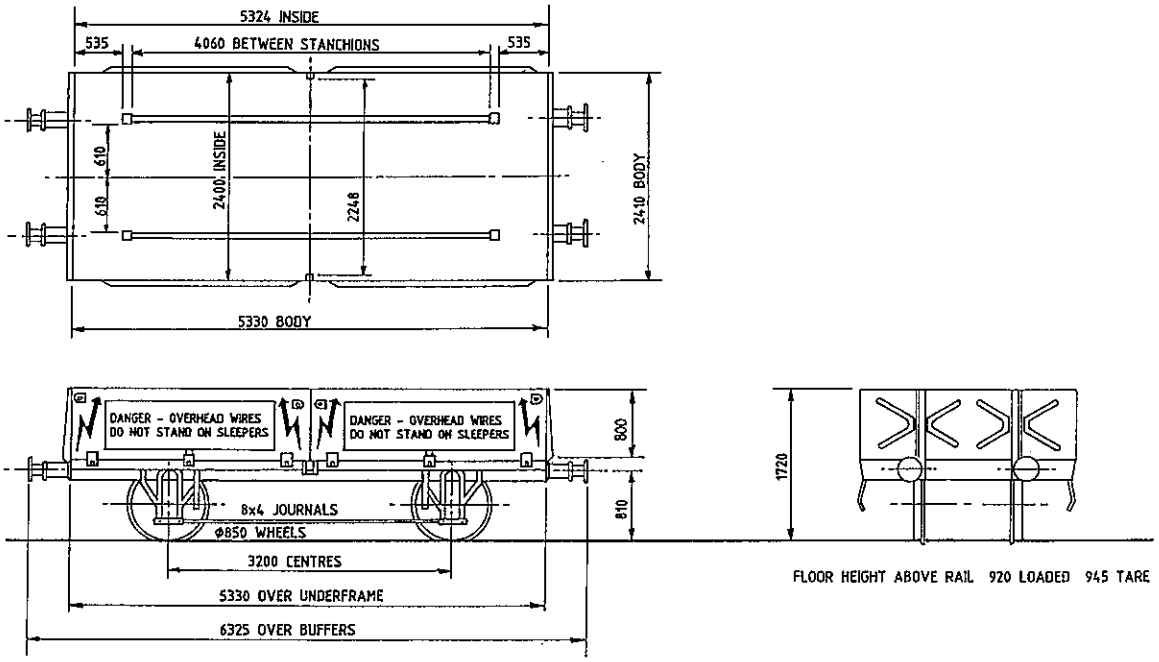

FJS/FWS/FJST/MFJS/CFJS/Z/MZ (OPEN) WAGONS

Description: Four-wheeled Four-sided Open Goods Wagon, Steel Construction, Plain Bearings, suitable for Goods trains only.

Carrying capacity	FJS/FWS/FJST	11.0 tonnes
Average tare	FJS/FWS/FJST	6.4 tonnes
Inside dimensions Imperial	Length 17′5¾″	Width 7′10½″
Inside dimensions Metric (mm)	Length 5 325	Width 2 400
Cubic capacity	FJS/FJST/FWS	9.7 cubic metres
Unit length		1.3
Drawgear class		D4
Diagram No.		104

Remarks: FJS have steel floors; FWS have wooden floors; FJST are converted FJS wagons & are equipped with Automatic Couplers & Transition Couplings, FJB have doors removed & lashing bars fitted for conveyance of pine board.
Some FJS reclassified MFJS when used for maintenance wagons.
Some FJS reclassified CFJS when used for Mackay sugar cane.
Some FJS are being reclassified Z wagons for departmental use only.
Some MFJS are being reclassified MZ wagons for maintenance material use only.

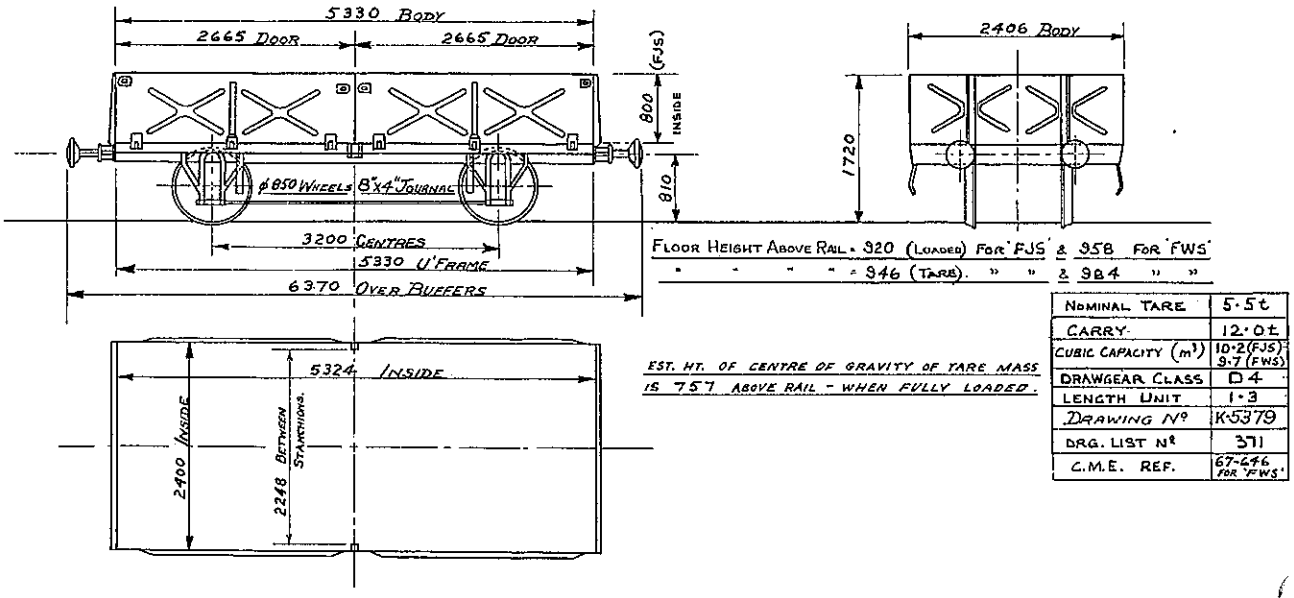

NOMINAL TARE	5·5t
CARRY	12·0t
CUBIC CAPACITY (m^3)	10·2(FJS) 9·7(FWS)
DRAWGEAR CLASS	D4
LENGTH UNIT	1·3
DRAWING Nº	K-5379
DRG. LIST Nº	371
C.M.E. REF.	67-446 FOR 'FWS'

[A] 'F.J.S' WAGONS HAVE STEEL FLOORS.
'F.W.S' WAGONS HAVE WOODEN FLOORS.

'FJS' Nos 27498, 29233 ETC. HAVE DOORS REMOVED & LASHING BARS FITTED (DRG. A3-13331) FOR CONVEYANCE OF PINE BOARD & RECLASSED 'FJB' - NOM. TARE 5t. (11-2-83)

[D] 'FJSS' FOR CARRYING TREATED TIMBER SLEEPERS REF. '83/434/02

FJW/FJWT (WHEEL SETS) WAGONS

Description: Four-wheeled Goods Wagon, Steel Construction, Plain Bearings.

Carrying capacity .....FJWT 11.0, FJW 12.0 tonnes

Average tare ..... 5.5 tonnes

Floor dimensions	Imperial	Length 17′6″	Width 7′10¾″
	Metric (mm)	Length 5 335	Width 2 405

Unit length 1.3

Drawgear class D4

Diagram No. 94

Remarks: Fitted to carry wheels for Departmental use. FJW — converted FJS wagon with steel floor and drawhooks. FJWT — converted FJS with steel floor and Automatic Couplers with Transition Couplings.

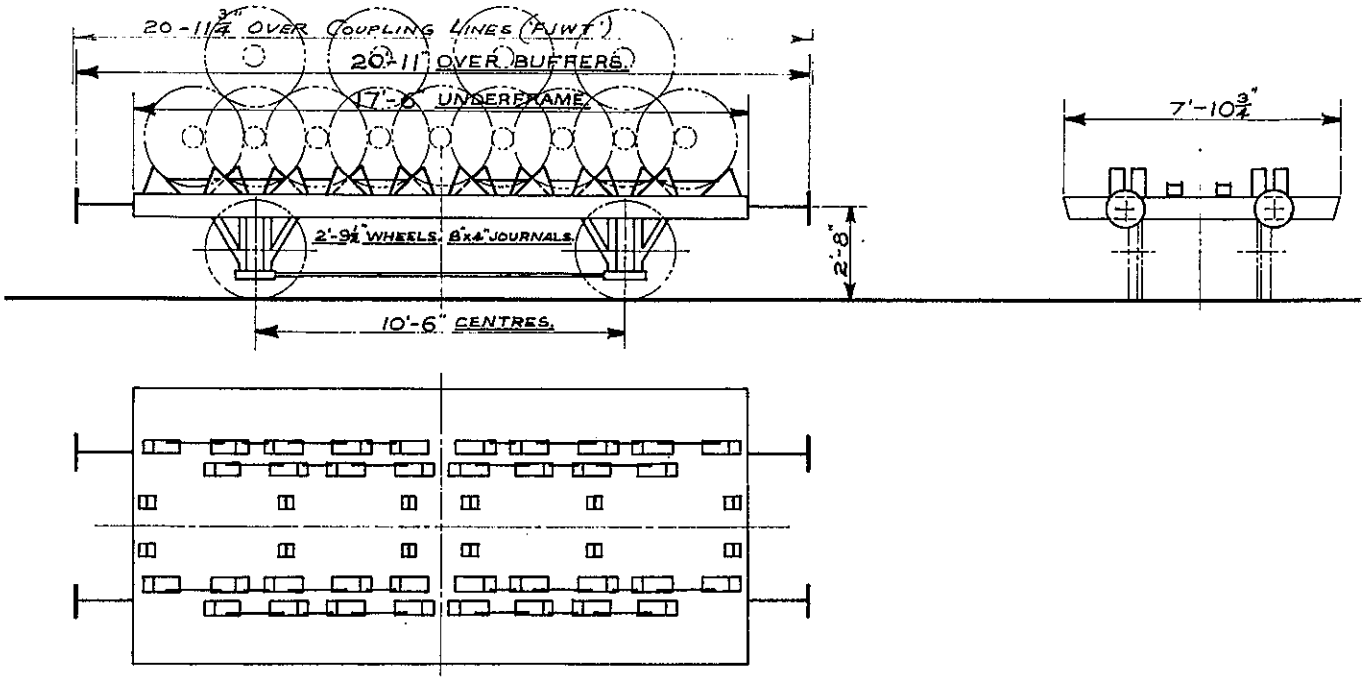

FSS (SAND) WAGONS

Description: Four-wheeled Platform Wagon fitted with two tanks for Bulk Sand, Steel Construction, Plain Bearing, suitable for Goods trains only.

Average tare	.....27947 and 26694 — 8.0, 27482 —		7.8 tonnes
Gross mass	.....FSS 27947 and 26694 — 17.3, 27482 —		20.3 tonnes
U'frame dimensions	Imperial	Length 17'6"	Width 7'10¾"
	Metric (mm)	Length 5 330	Width 2 405

Cubic capacity ..... 6.0 cubic metres

Unit length 1.3

Drawgear class D4

Diagram No. ..... 89 & 89A

Remarks: Departmental Use — Diesel Locomotive Sand. Pneumatic Discharge.

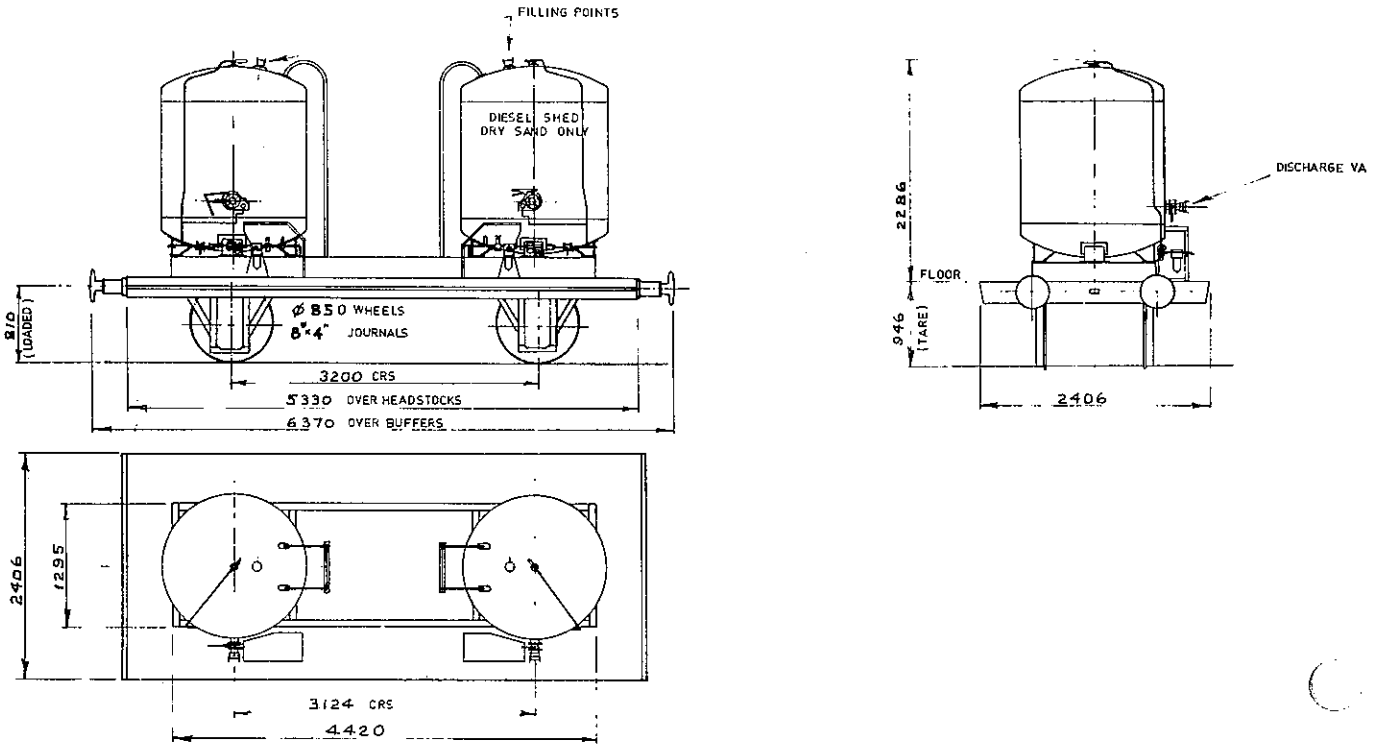

G, GM (OPEN) COAL WAGONS

Description: Eight-wheeled Roller Bearing, Aluminium Gondola Construction.

Average tare			12.7 tonnes
Gross mass			#71.1 tonnes
Inside dimensions	Imperial	Length 37'5"	Width 8'7"
	Metric (mm)	Length 11 405	Width 2 615
Cubic capacity		(heaped)	66.0 cubic metres
Unit length			2.5
Drawgear class			D1
Diagram No.			292

Remarks: Serial Numbers 34867–35096, 35370–35659, 37362–37618. Empty wagons may be attached to Express Freight trains, although loaded and empty block trains are limited to 60 km/h. (See Supplement to Working Time Tables for details.) Fully loaded wagon allowed to run only on "S" class lines. GM wagons fitted with tie-bar.

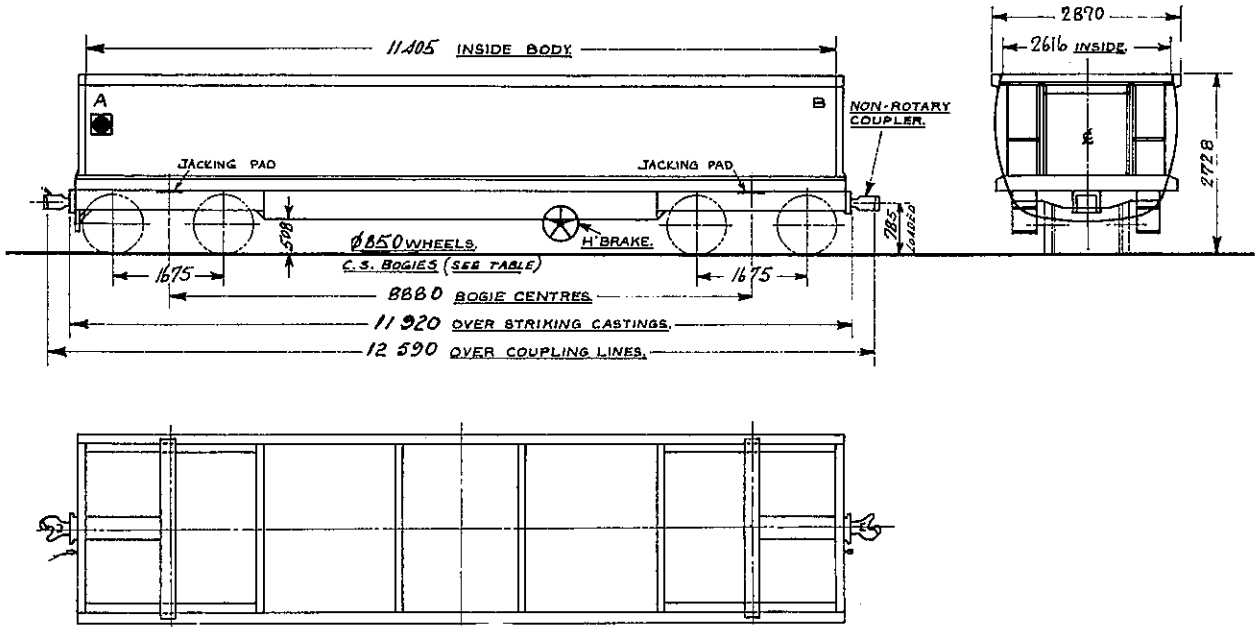

GCW COMPRESSOR WAGONS

Description: Eight-wheeled Compressor Wagon, Steel Construction, Roller Bearings.

Average tare ..... 13.2 tonnes

Wagon dimensions	Imperial	Length 39′1¼″	Width 7′0″
	Metric (mm)	Length 11 920	Width 2 135

Unit length 2.5

Drawgear class D1

Diagram No. P331

Remarks: Compressor Wagons for Phosphate and Nickel Ore Traffic. Serial Numbers 38403, 38404, 39201.

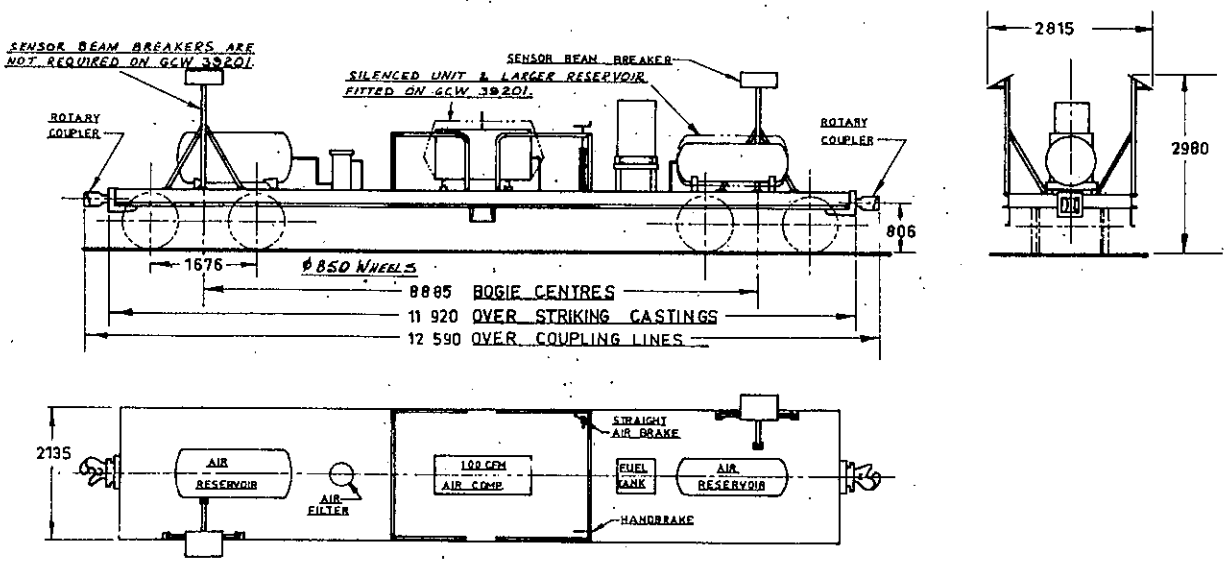

GHB (OPEN) COAL WAGONS

Description: Eight-wheeled Gondola Wagon, Aluminium Construction, Roller Bearings, suitable for attaching Express Freight and Goods trains.

Average tare			13.4 tonnes
Gross mass			#71.0 tonnes
Inside dimensions	Imperial	Length 37′5½″	Width 8′4⅜″
	Metric (mm)	Length 11 415	Width 2 550
Cubic capacity		(heaped)	67.0 cubic metres
Unit length			2.5
Drawgear class			D1
Diagram No.			353

Remarks: For Coal traffic. Empty wagons may be attached to Express Freight Trains although loaded and empty block trains are limited to 60 km/h. (See Supplement to Working Time Tables for details.) Fully loaded wagon allowed to run only on "S" class lines. Fitted with straight air brakes.

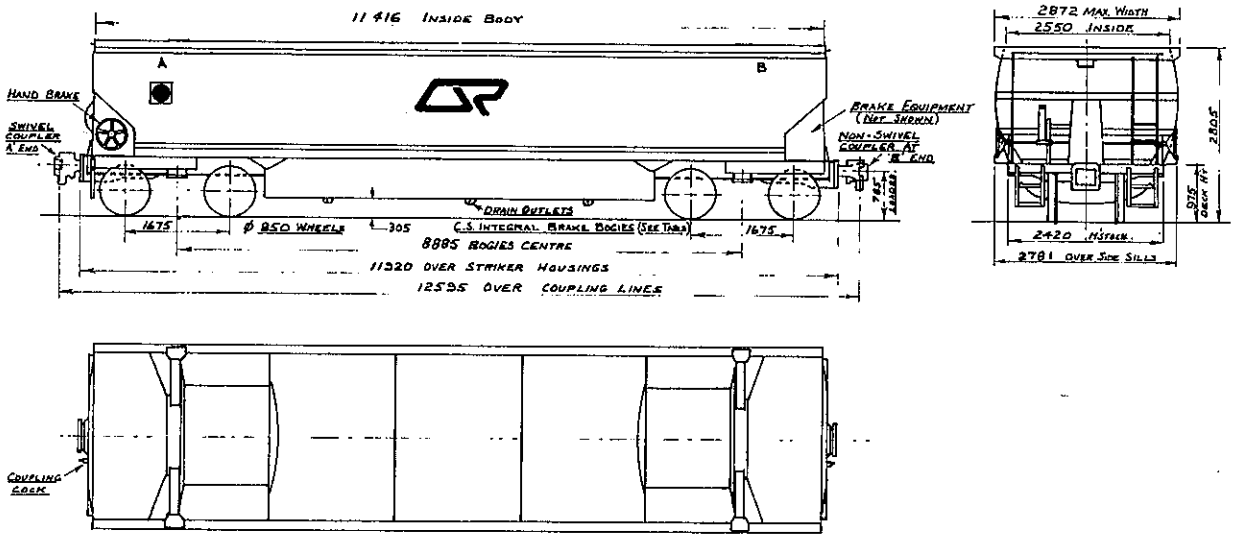

*GN/GNB (OPEN) WAGONS

Description: Eight-wheeled Roller Bearing Steel Gondola Wagon for nickel ore.

Average tare			18.2 tonnes
Gross mass			#79.4 tonnes
Inside dimensions	Imperial	Length 37'2⅛"	Width 8'7⅛"
	Metric (mm)	Length 11 350	Width 2 640
Cubic capacity .....(heaped)			60.0 cubic metres
Unit length			2.5
Drawgear class			D1
Diagram No.			324

Remarks: *GNB wagons are included. Serial Numbers 36439 to 36615. Empty wagons may be attached to Fast Freight Trains, although loaded and empty block trains are limited to 60 km/h. (See Supplement to Working Time Tables for details.) Fully loaded wagons are permitted to run only on the Greenvale Line. GNB Wagons are fitted with straight air brakes in addition to normal braking equipment.

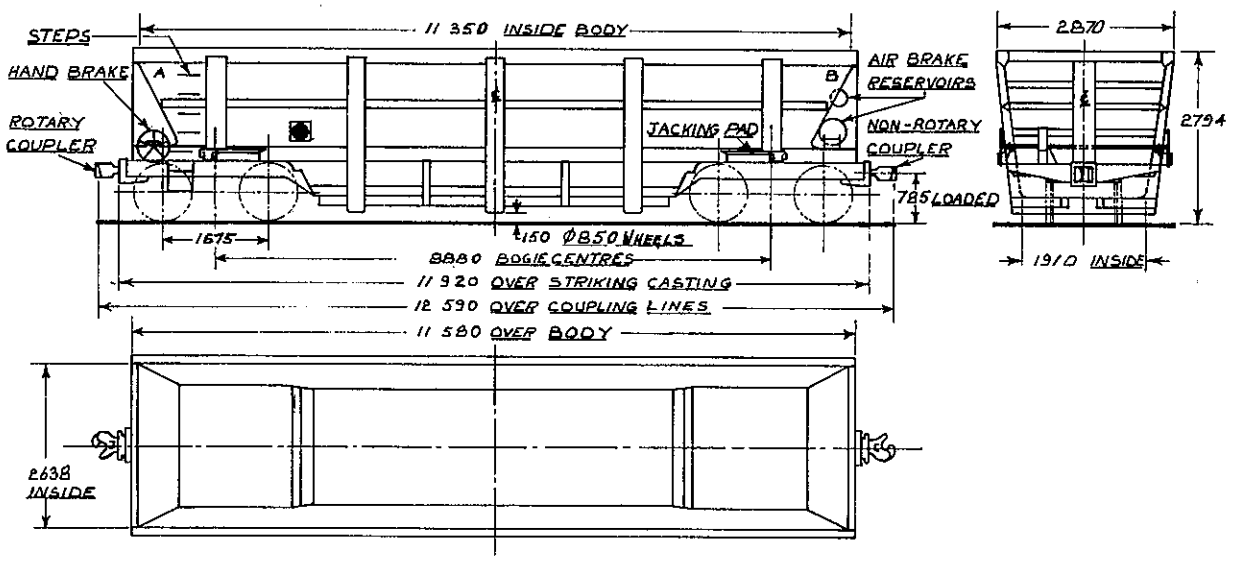

GO, GOC, GOM, GOMB, GON & GOB (OPEN) WAGONS

Description: Eight-wheeled Roller Bearing Aluminium Construction Gondola Wagon.

Average tare			13.6 tonnes
Gross mass			†63.0, #71.0 tonnes
Inside dimensions	Imperial	Length 37′0″	Width 8′3⅜″
	Metric (mm)	Length 11 280	Width 2 525
Cubic capacity		(heaped)	64.0 cubic metres
Unit length			2.5
Drawgear class			D1
Diagram No.			338

Remarks: Serial Numbers 38730 to 38999. GO Phosphate Traffic; GON Nickel Ore Traffic; GOC Collinsville-Cobarra Coal Traffic. Empty wagons may be attached to Fast Freight Trains, although loaded and empty block trains are limted to 60 km/h. (See Supplement to Working Time Tables for details.) Fully loaded wagons are permitted to run only on "S" class lines.
Some GO reclassified GOB when fitted with Straight Air Brakes.
Some GO reclassified GOM when fitted with Tie-Bar.
Some GOM reclassified GOMB when fitted with Straight Air Brakes.

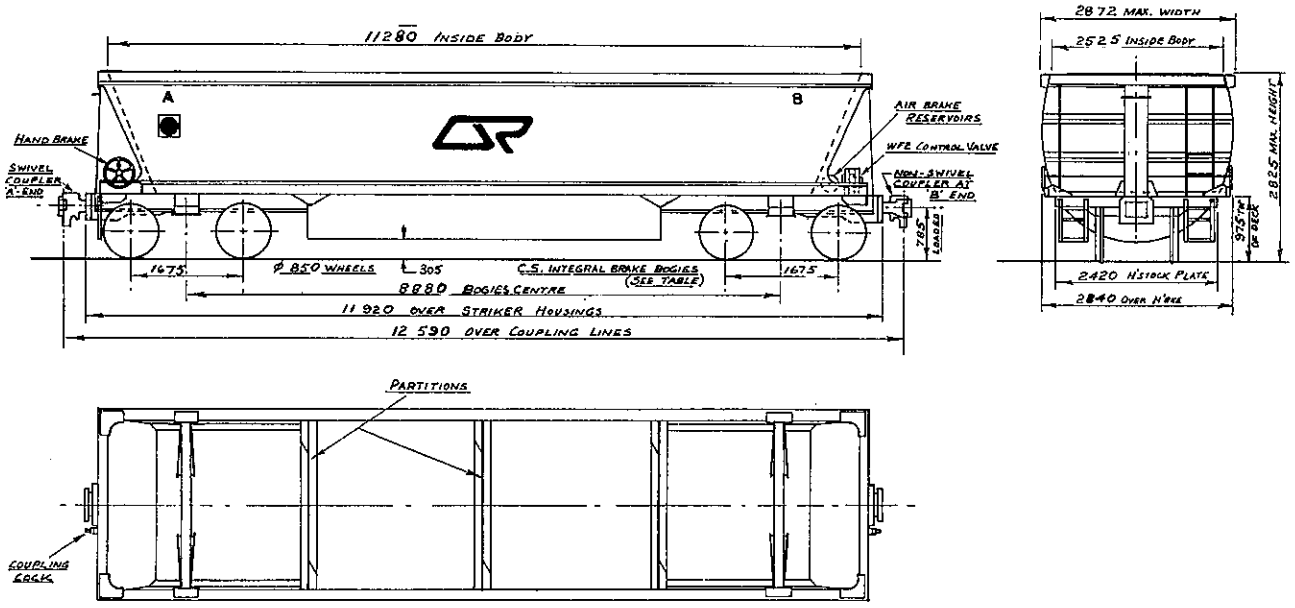

GVJD (HOPPER) WAGONS

Description: Four-wheeled Hopper Wagon with tandem dump doors, suitable for Goods trains only, Steel Construction, Plain Bearings.

Carrying capacity		11.0 tonnes
Average tare		5.3 tonnes
Inside dimensions	Imperial	Length 13′11¾″ Width 7′2⅝″
	Metric (mm)	Length 4 260 Width 2 200
Cubic capacity	(level)	13.0 cubic metres
Unit length		1.1
Drawgear class		D4
Diagram No.		273

Remarks: VJD Wagons reclassified GVJD when converted for grain traffic by adding tarpaulins and supports.

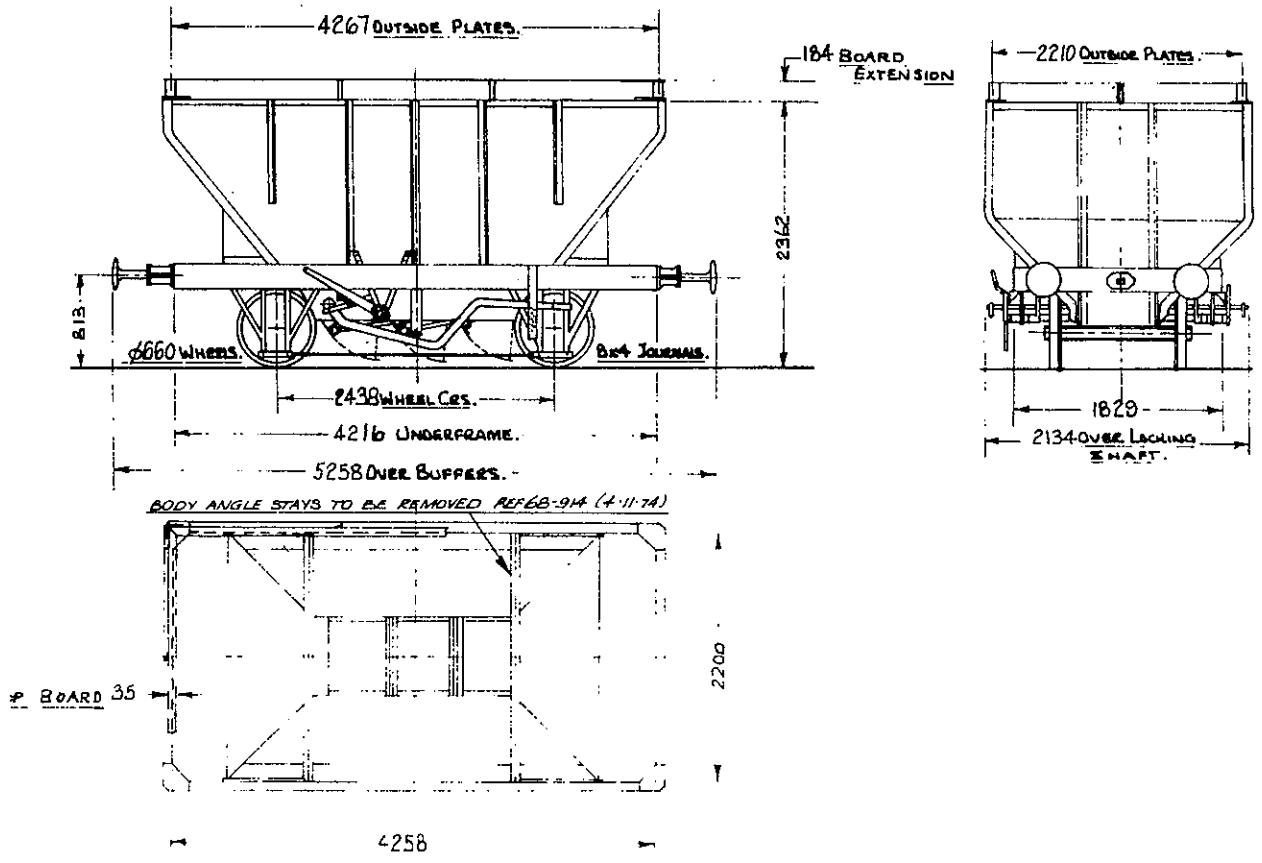

GWW (TANK) WAGONS

Description: Eight-wheeled Steel Water Wagon, Plain Bearings, suitable for passenger and Express Freight trains.

Carrying capacity	(3750 Gals.)	17 050 litres
Average tare		15.5 tonnes
Gross mass		32.5 tonnes

Tank dimensions: Imperial Length 30′0″ Width 16′0″
Metric (m.m.) Length 9 140 Width 1 830

Unit length	2.1
Drawgear class	D3
Diagram No.	240

Remarks: Height above Rail level 2 965 mm (9′8¾″).

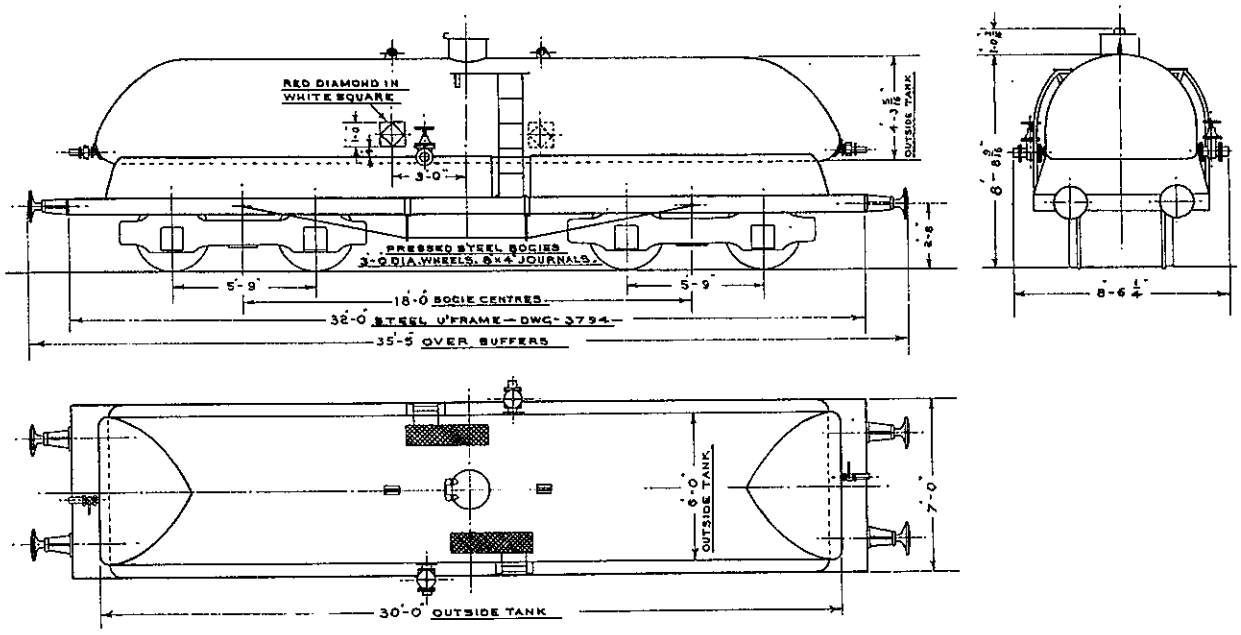

HJBC (OPEN GOODS FOR BALLAST CLEANER) WAGONS

Description: Eight-wheeled, Steel Construction.

Carrying capacity ..... 23.5 tonnes

Average tare ..... 10.0 tonnes

Dimensions Metric (mm) Length 9 750 Width 2 546

Unit length 2.1

Drawgear class D1

Diagram No. P-467

Remarks: Converted from HJS wagon.

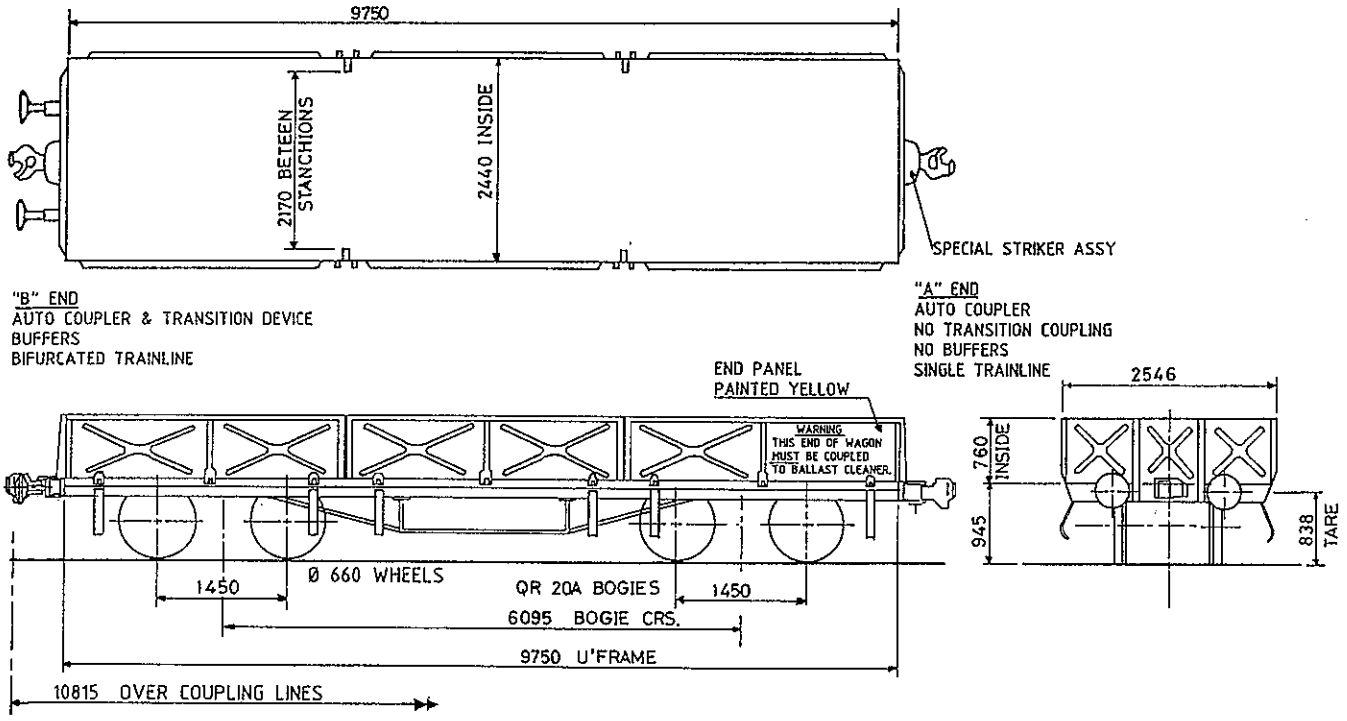

HBC (PALLETISED BAG CEMENT) WAGONS

Description: Eight-wheeled Open Wagon for conveyance of palletised bag cement, Steel Construction, Roller Bearings, suitable for Express Freight & Goods trains.

Average tare			14.9 tonnes
Gross mass			40.6 tonnes
Inside dimensions	Imperial	Length 39′ 11½″ Width 8′ 0⅞″	Height 3′ 11⅝″ at Side 1 210
	Metric (mm)	Length 12 178 Width 2 462	
Unit length			2.6
Drawgear class			D1
Diagram No.			390
Total number of standard pallets			20

Remarks: Fitted with removable sides & tarpaulin supports & fixed ends. Converted from BLC Underframe.

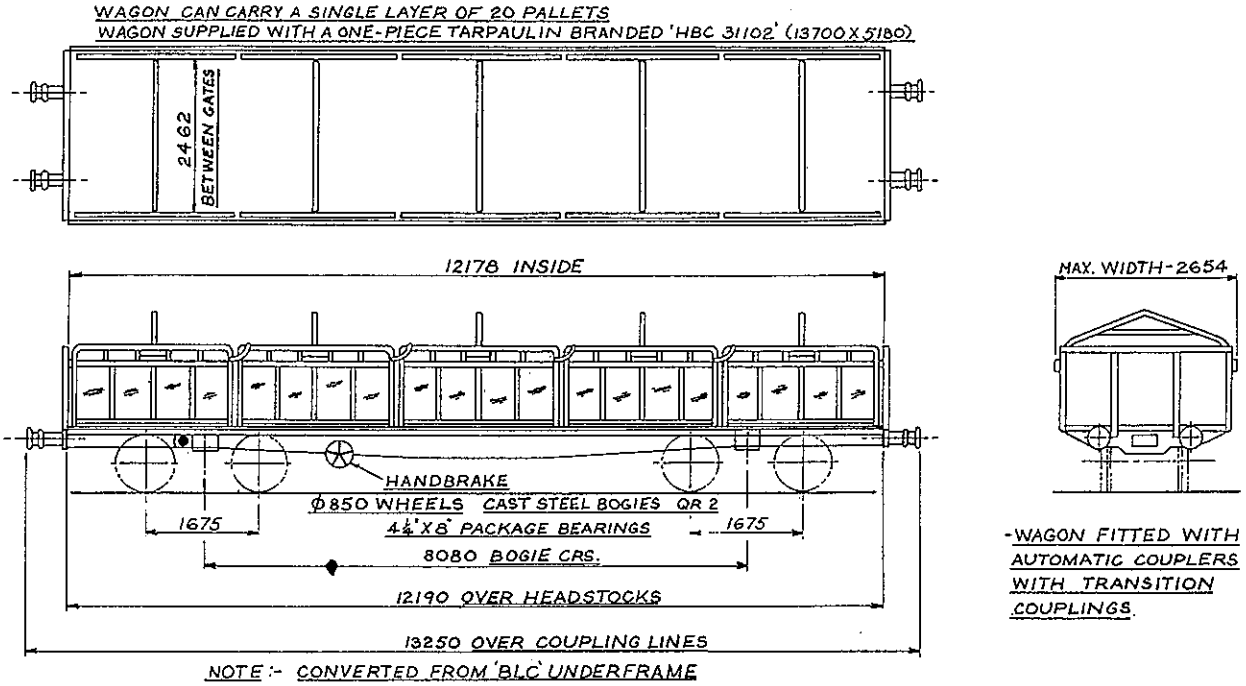

HJCF (CEMENT) WAGONS

Description: Eight-wheeled wagons fitted with containers for bulk cement, Steel Construction, Roller Bearings, suitable for Express Freight trains.

Average tare.....(including containers)			11.8 tonnes
Gross mass.....			34.5 tonnes
U'frame dimensions	Imperial	Length 32′ 0″	Width 8′ 0″
	Metric (mm)	Length 9 750	Width 2 440
Unit length			2.1
Drawgear class.....			D3
Diagram No.			126A

Remarks: Converted from HJS.
Some HJCF have the same arrangement as HJCT.

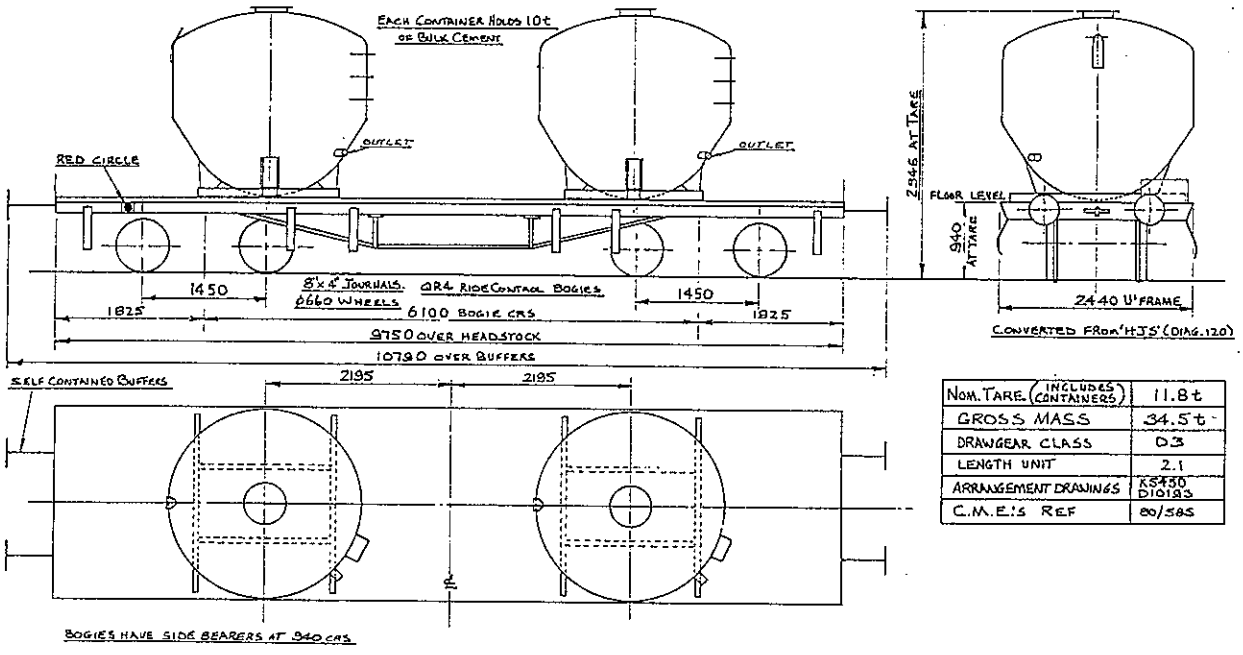

NOM. TARE. (INCLUDES CONTAINERS)	11.8t
GROSS MASS	34.5t
DRAWGEAR CLASS	D3
LENGTH UNIT	2.1
ARRANGEMENT DRAWINGS	KS450 D10193
C.M.E.'S REF	80/585

HJCT (CEMENT) WAGONS

Description: Eight-wheeled wagons fitted with containers for bulk cement, Steel Construction, Plain Bearings, HJCF and HJCT are suitable for Express Freight trains.

Carrying capacity .....(Cement)		20.4 tonnes
Average tare .....(including Containers)		12.8 tonnes
Gross mass		34.5 tonnes
U'frame dimensions	Imperial Length 32'0" Width 8'0"	
	Metric (mm) Length 9 750 Width 2 440	
Unit length		2.1
Drawgear class .....(HJCT)		D1
Diagram No.		126

Remarks: HJCT are HJCF wagons converted from HJS wagons fitted with Auto Couplers and Transition Links.

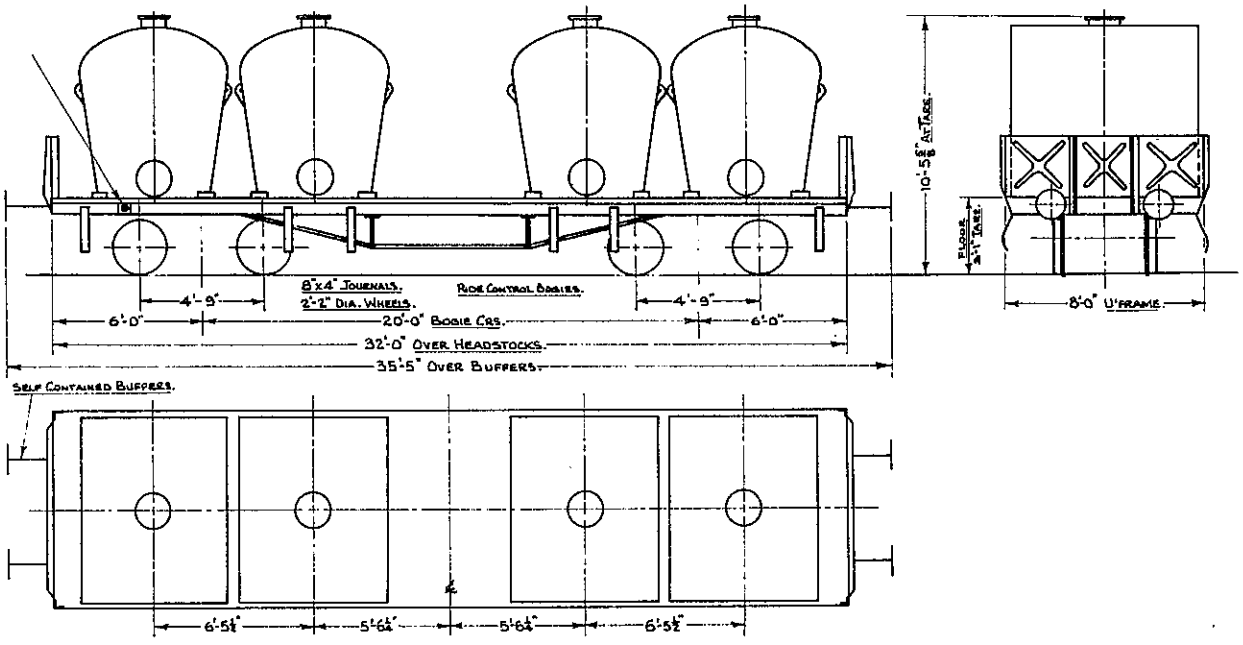

HJM BULK MALT WAGONS

Description: Eight-wheeled Wagon fitted with containers for bulk malt, Steel Construction, Roller Bearings, suitable for Express Freight trains.

Average tare .....(including containers)			12.1 tonnes
Gross mass			36.6 tonnes
U'frame dimensions	Imperial	Length 32'0"	Width 8'0"
	Metric (mm)	Length 9 750	Width 2 440
Unit length			2.1
Drawgear class			D3
Diagram No.			127

Remarks: Converted from HJS.

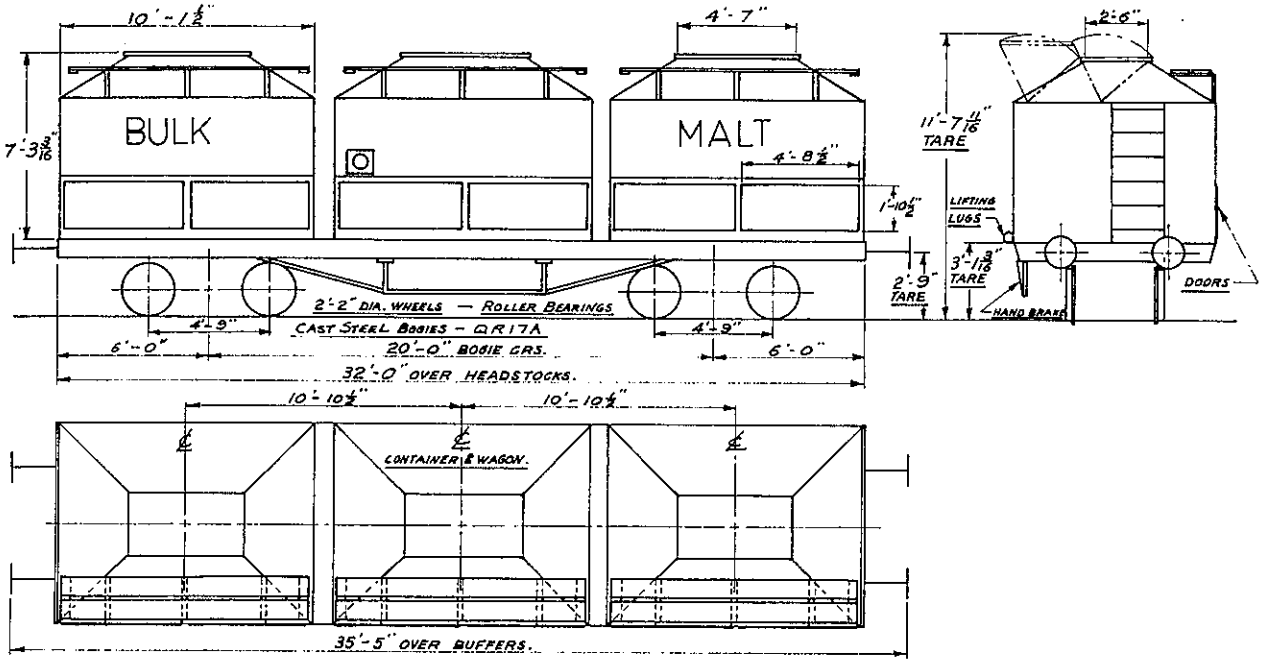

HJS/HJSF/HJSM/MHJS WAGONS

Description: Eight-wheeled Low Open-sided Goods Wagon, Steel Construction, Plain Bearings, HJSF suitable for Express Freight trains.

Carrying capacity .....HJS 23.5, HJSF 24.5 tonnes

Average tare .....HJS (Bar Frame Bogie) 11.3 tonnes, HJS/HJSF (Cast Steel Bogie) 10.0

Inside dimensions	Imperial	Length 32′0″	Width 8′0″
	Metric (mm)	Length 9 750	Width 2 440

Cubic capacity ..... 18.1 cubic metres

Unit length 2.1

Drawgear class D3

Diagram No. 120

Remarks: Some HJS reclassified MHJS when used for Maintenance Wagons.
Some HJS reclassified HJSM when used for Magnetite Traffic.

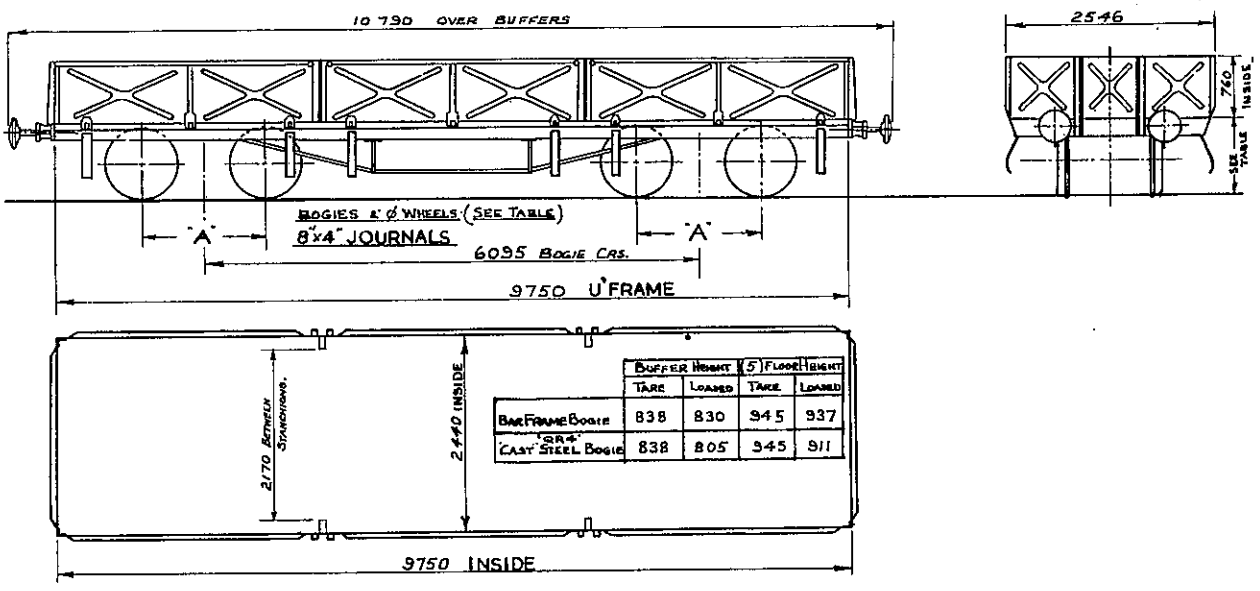

HJST (OPEN) WAGONS

Description: Eight-wheeled Low-sided Open Steel Goods Wagon, Roller Bearings, suitable for Express Freight and Goods trains.

Carrying capacity	24.5 tonnes
Average tare	10.6 tonnes

Inside dimensions	Imperial	Length 32′0″	Width 8′0″
	Metric (mm)	Length 9 750	Width 2 440

Cubic capacity	18.1 cubic metres
Unit length	2.1
Drawgear class	D1
Diagram No.	125

Remarks: Fitted with Auto Couplers and Transition links. Used as transition wagons.

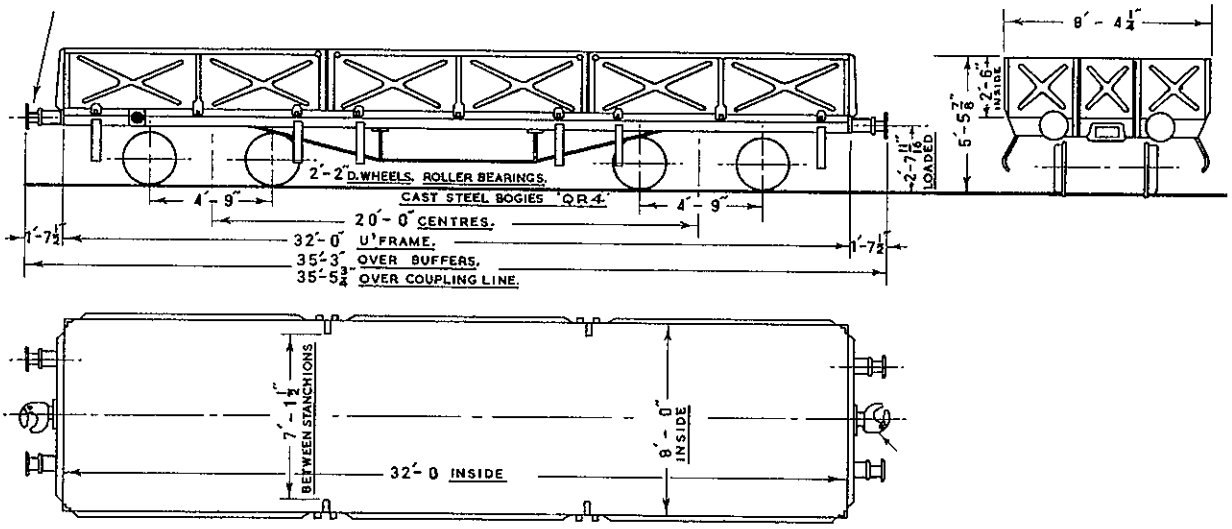

HJSW WEIGHBRIDGE TEST WEIGHT WAGONS

Description: Eight-wheeled, Steel Construction.

Carrying capacity	23.5 tonnes
Average tare	10.0 tonnes
Dimensions Metric (mm) Length 9 750 Width 2 546	
Unit length	2.1
Drawgear class	D1
Diagram No.	P468

Remarks: Weighbridge Test Weight wagon converted from an HJS wagon.

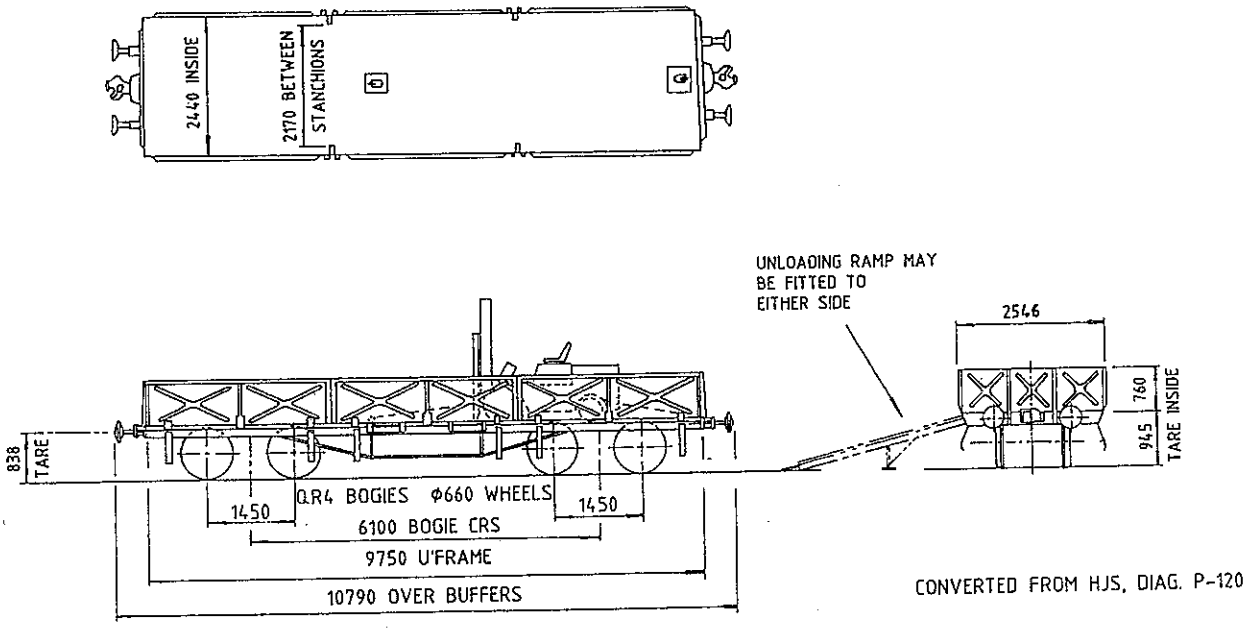

HMM (MAGNETITE) WAGONS

Description: Eight-wheeled, Steel Construction Magnetite Wagons.

Carrying capacity ..... 22.7 tonnes

Average tare ..... 11.8 tonnes

Dimensions Metric (mm) Length 9 750 Width 2 546

Unit length 2.1

Drawgear class D3

Diagram No. P456

Remarks: Magnetite wagon converted from HJS wagon. Constructed using corrosion resistant steel.

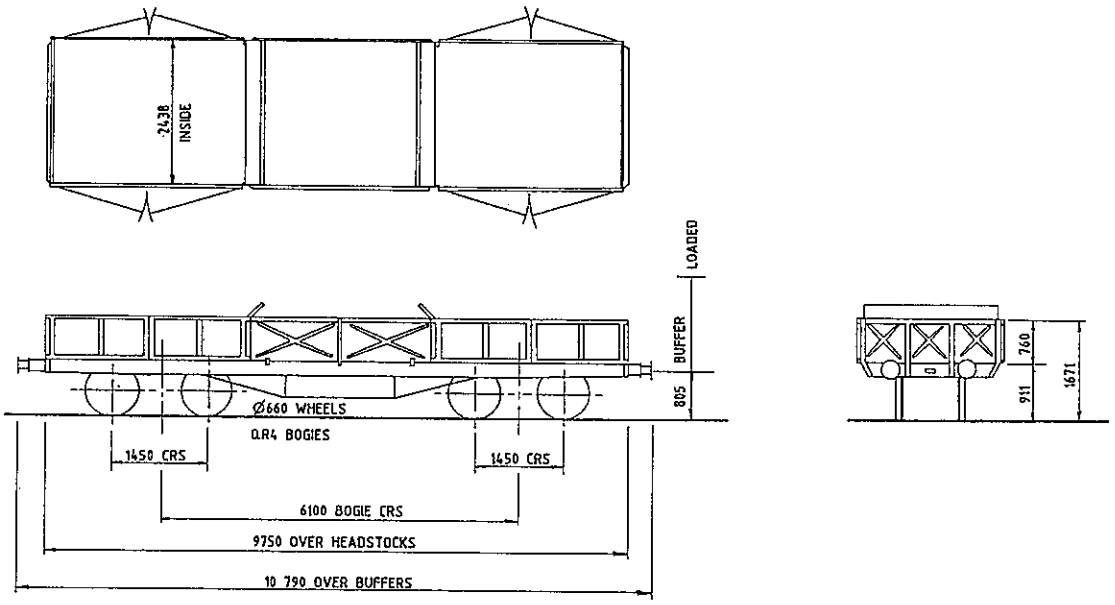

HOA (OPEN) WAGONS

Description: Eight-wheeled Open Wagon for conveyance of palletised loading, Steel Construction, Roller Bearings, suitable for Express Freight & Goods trains.

Carrying capacity		†43.1, §28.9,		¶20.7 tonnes
Average tare				19.9 tonnes
Inside dimensions	Imperial	Length 45′11″	Width 8′8 5/16″	6′ 11⅞″
	Metric (mm)	Length 13 995	Width 2 650	at Side 2 130
Unit length				3.0
Drawgear class				D1
Diagram No.				417
Total number of standard pallets				22

Remarks: Converted from HOF wagons. Fitted with removable sides & tarpaulin supports.

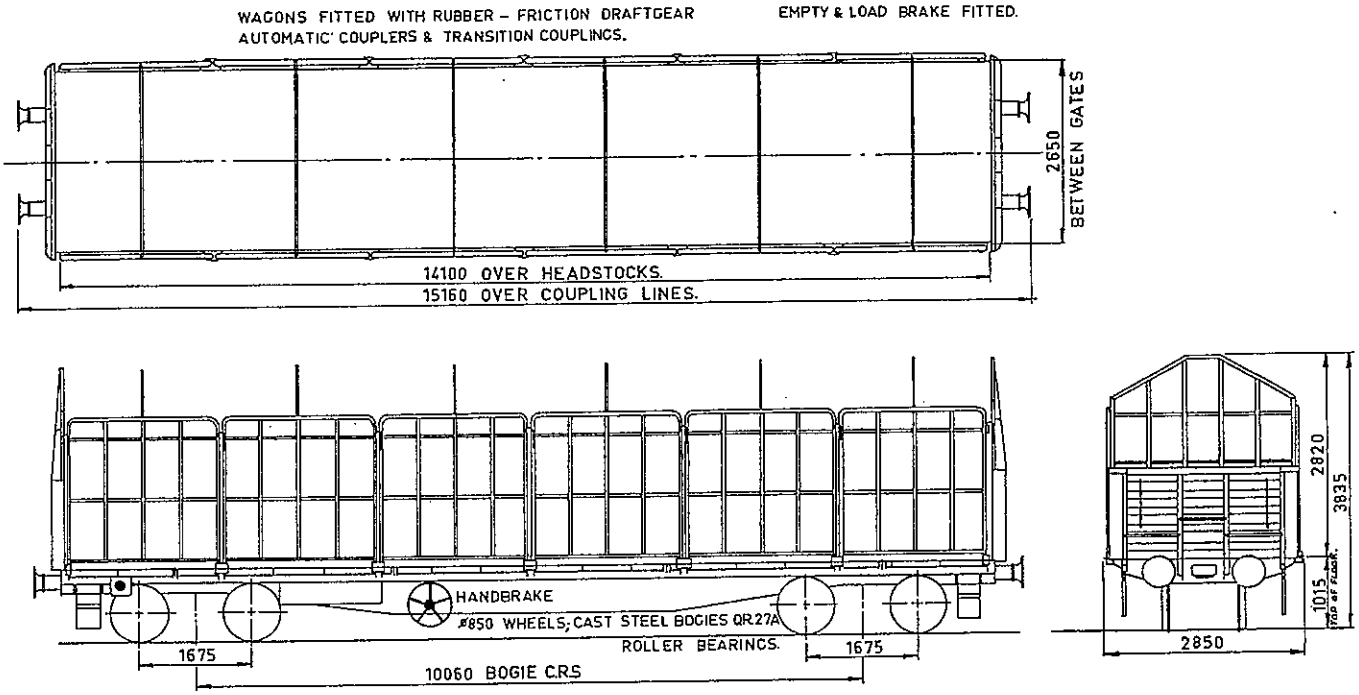

HOQ (FLAT) WAGONS

Description: Eight-wheeled Bulk Cement Container Wagon, Steel Construction, Roller Bearings, suitable for Express Freight trains.

Average tare			23.8 tonnes
Gross mass			*63.0 tonnes
U'frame dimensions	Imperial	Length 46'3"	Width 8'11¾"
	Metric (mm)	Length 14 100	Width 2 738
Unit length			3.3
Drawgear class			D1
Diagram No.			406

Remarks: Converted from HO underframes and fitted with a forty-tonne container. *Fully-loaded wagons allowed to run only on S & A class lines.

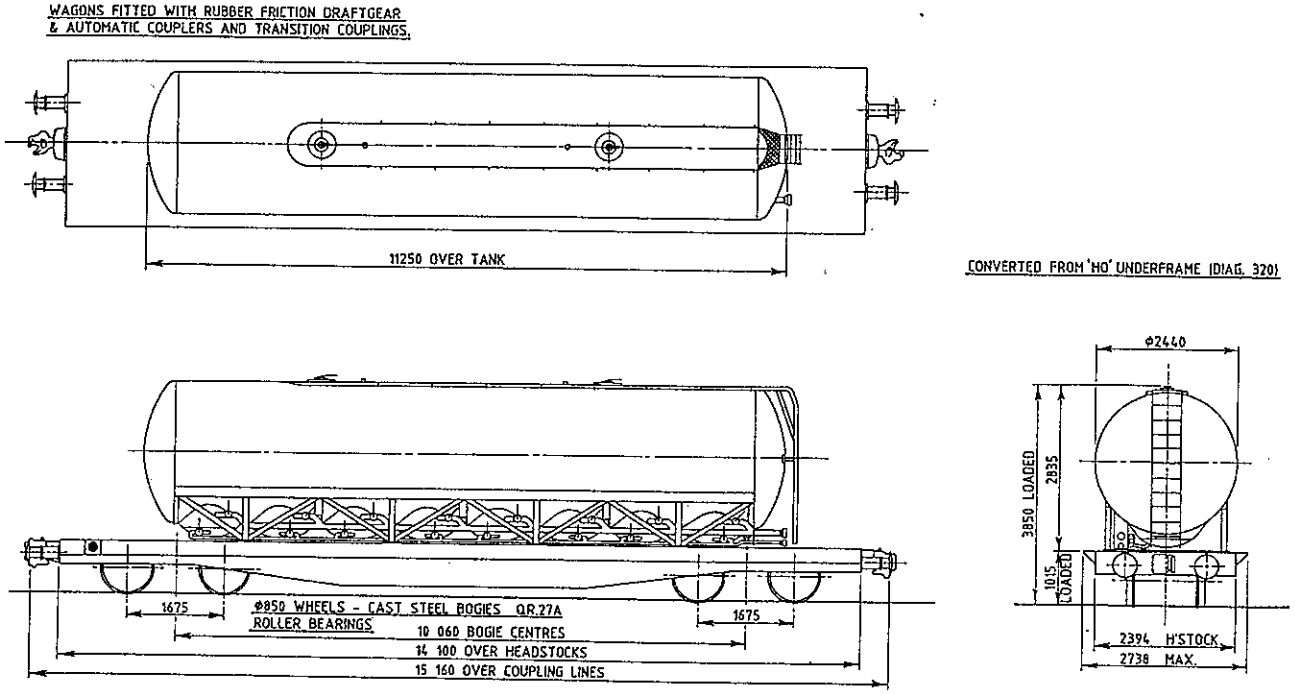

HOS/HOSM (FLAT) WAGONS

Description: Eight-wheeled Flat Wagon for carrying Concrete Sleepers, Steel Construction, Roller Bearings, suitable for Express Freight and Goods trains.

Carrying capacity	†44.5, §30.3,	¶22.1 tonnes
Average tare		18.5 tonnes

U'frame dimensions	Imperial	Length 46′ 3″	Width 8′ 11¾″
	Metric (mm)	Length 14 100	Width 2 740

Unit length	3.0
Drawgear class	D1
Diagram No.	384

Remarks: Converted from HO Wagons. Used to carry 144 prestressed concrete sleepers 3 levels high.
15 HOS have been modified with a gantry rail and reclassified HOSM.

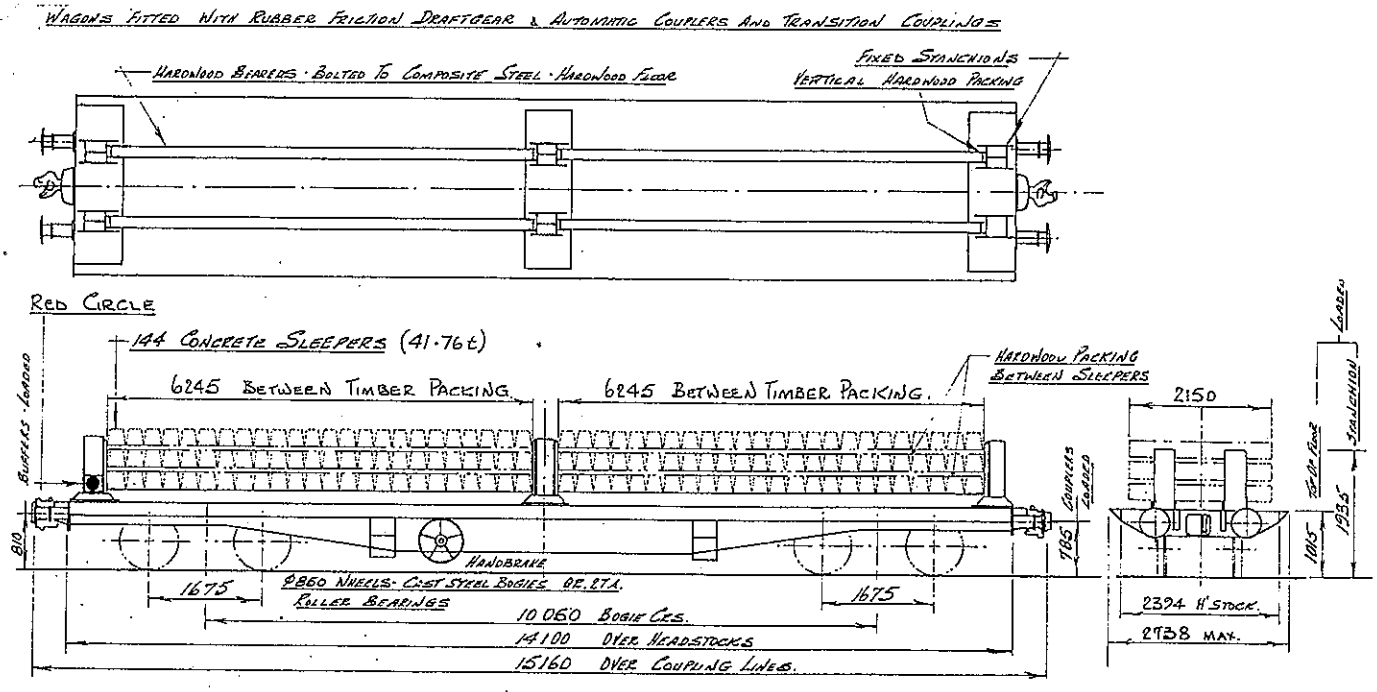

CONVERTED FROM 'HO' WAGONS DIAG. 320

HO (OPEN) WAGONS

Description: Eight-wheeled Open Goods Wagon, Steel Construction, Roller Bearings, suitable for Express Freight and Goods trains.

Carrying capacity	¶20.1, §28.2,		†42.4 tonnes
Average tare			20.8 tonnes
Inside dimensions	Imperial	Length 45′11″	Width 8′5″
	Metric (mm)	Length 13 995	Width 2 565
Doorway opening	Imperial	Width 10′6″	
	Metric (mm)	Width 3 200	
Cubic capacity			44.6 cubic metres
Unit length			3.0
Drawgear class			D1
Diagram No.			320
Total number of standard pallets			22

Remarks: HO wagons have composite steel and hardwood flooring, four sets of swing doors, 3200 opening.

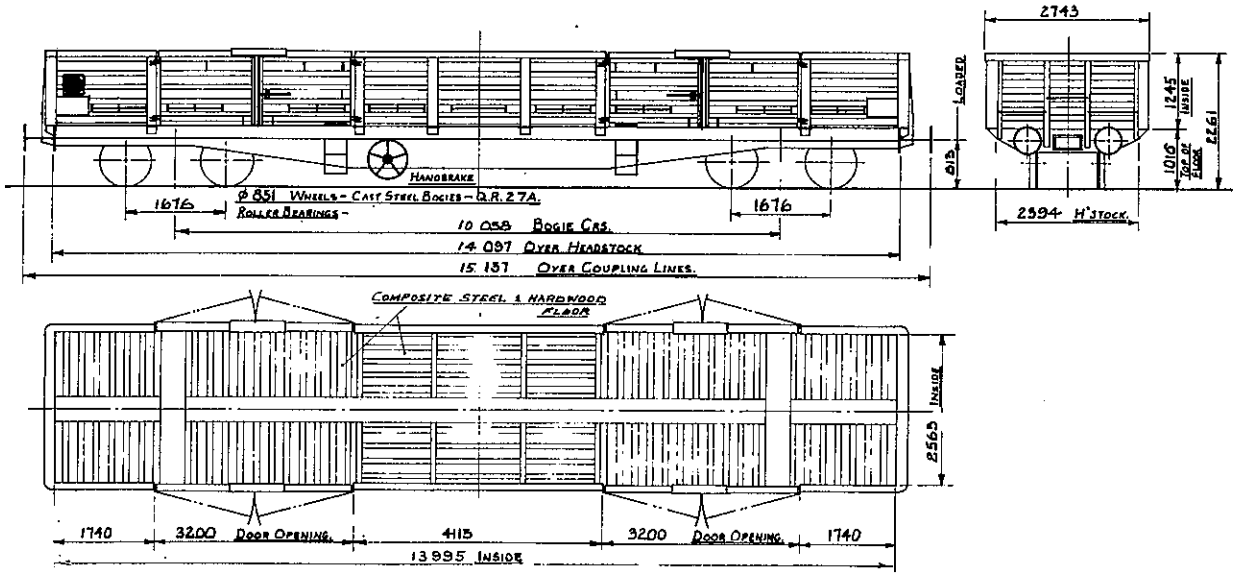

HSW/HS (OPEN) WAGONS

Description: Eight-wheeled Steel Constructed Low-sided Open Goods Wagon, Plain Bearings, suitable for Goods trains only.

Carrying capacity	21.5 tonnes
Average tare	10.8 tonnes
Inside dimensions Imperial	Length 31′11¾″ Width 7′5¾″
Inside dimensions Metric (mm)	Length 9 745 Width 2 280
Cubic capacity	16.9 cubic metres
Unit length	2.2
Drawgear class	D4
Diagram No.	123

Remarks: 5 HS wagons converted to HSW for carrying wheels.

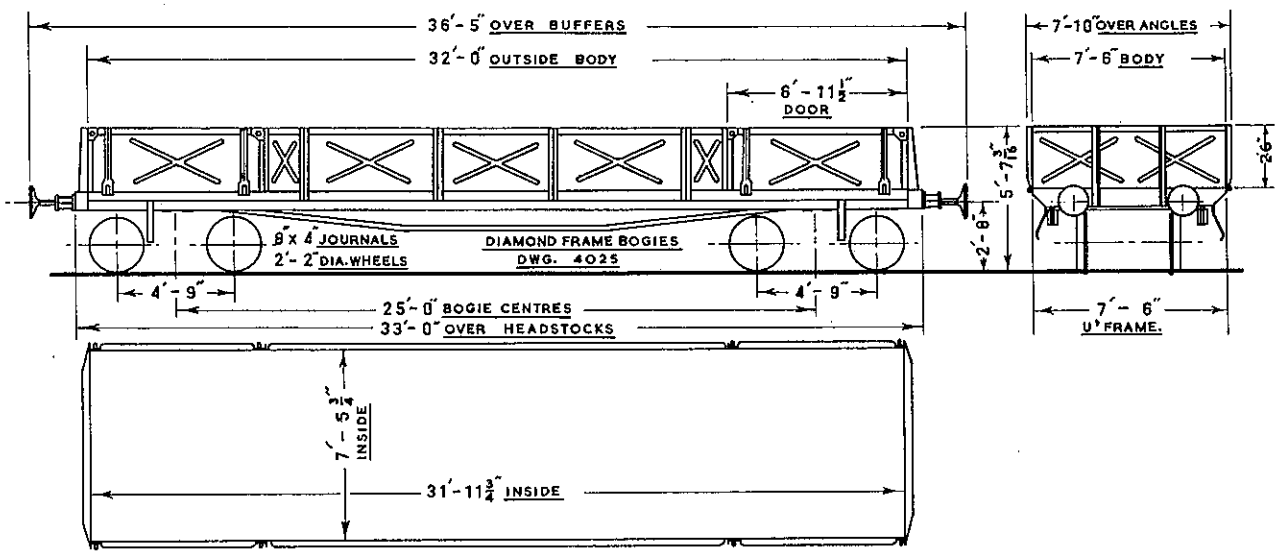

HSAT/HSAM (OPEN) WAGONS

Description: Eight-wheeled Steel Constructed Open Low-sided Goods Wagon, Roller Bearings, suitable for Express Freight and Goods trains, fitted with Auto Couplers and Transition Couplings.

Carrying capacity			26.5 tonnes
Average tare			11.0 tonnes
Inside dimensions	Imperial	Length 31'11¾"	Width 8'0"
	Metric (mm)	Length 9 745	Width 2 440
Cubic capacity			19.0 cubic metres
Unit length			2.1
Drawgear class			D1
Diagram No.			128 & 296
Total number of standard pallets			14

Remarks: Some wagons reclassified HSAM for magnetite traffic.

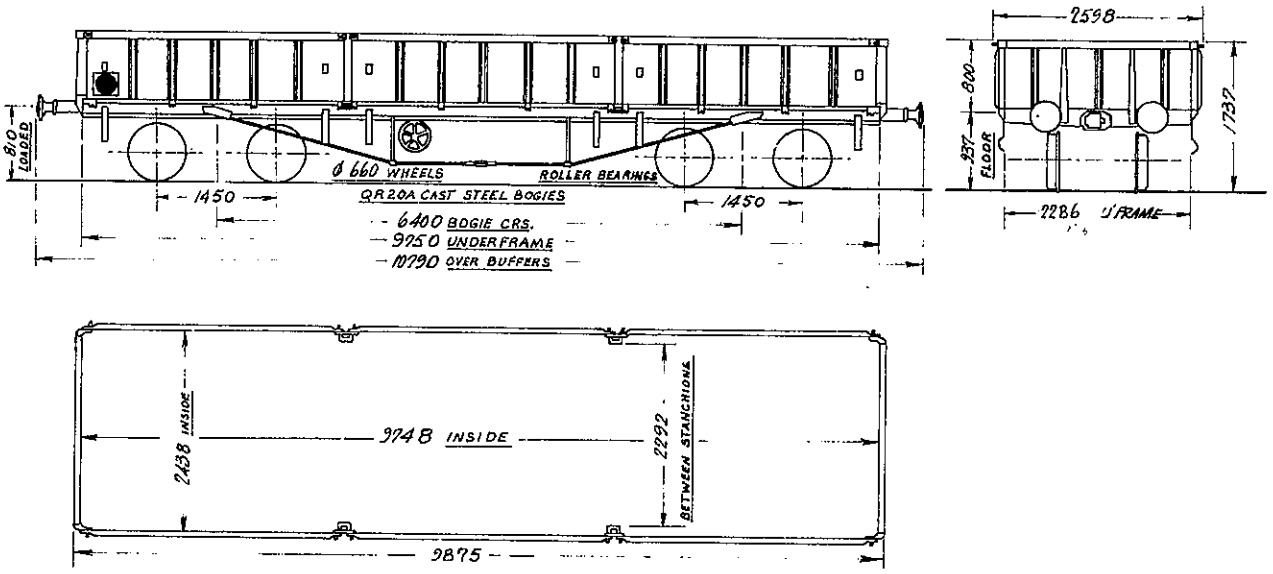

HSM (MAGNETITE) WAGONS

Description: Eight-wheeled, Steel Construction, Roller Bearings, suitable for Express Freight trains.

Carrying capacity	26.5 tonnes
Average tare	10.3 tonnes
Dimensions Metric (mm) Length 9 750 Width 2 286	
Unit length	2.1
Drawgear class	D1
Diagram No.	P457

Remarks: Magnetite wagons converted from HSAT wagons.

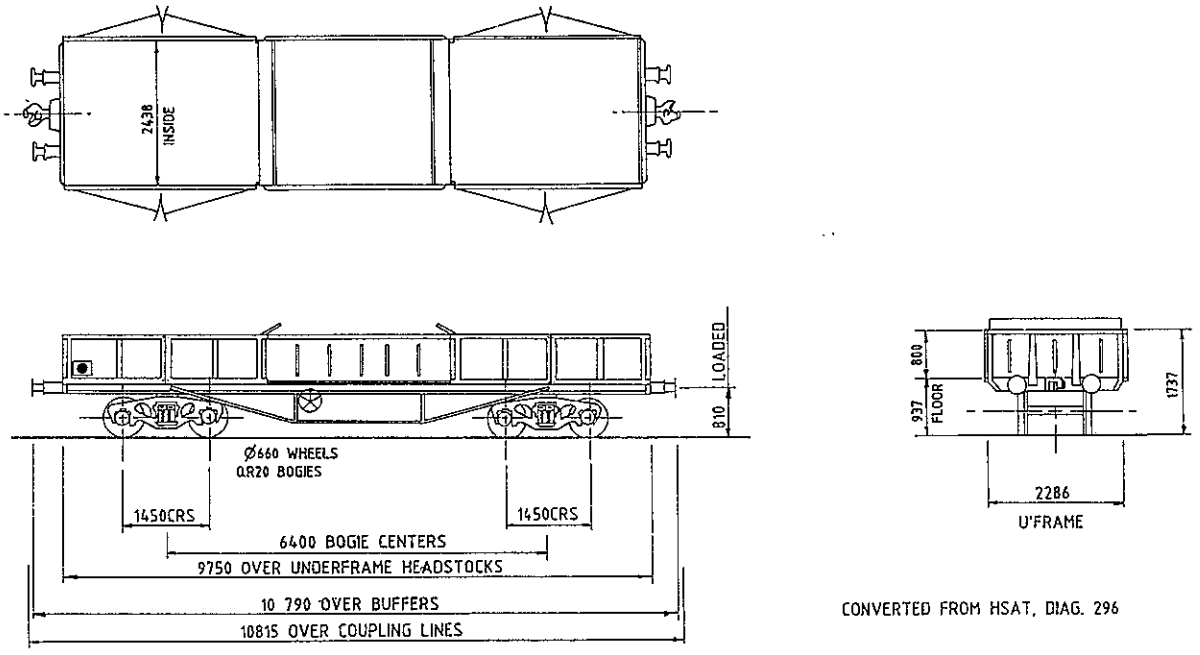

HWA/MHWA (OPEN) WAGONS

Description: Eight-wheeled Steel Constructed (wooden floor) Low-sided Open Goods Wagon, Roller Bearings, suitable for Express Freight and Goods trains.

Carrying capacity	26.5 tonnes
Average tare	11.2 tonnes

Inside dimensions	Imperial	Length 32′0″	Width 8′0″
	Metric (mm)	Length 9 745	Width 2 440

Cubic capacity	18.2 cubic metres
Unit length	2.1
Drawgear class	D1
Diagram No.	310
Total number of standard pallets	14

Remarks: Serial Numbers 35820 to 35969, 36726 to 36775, and 41036 to 41135.

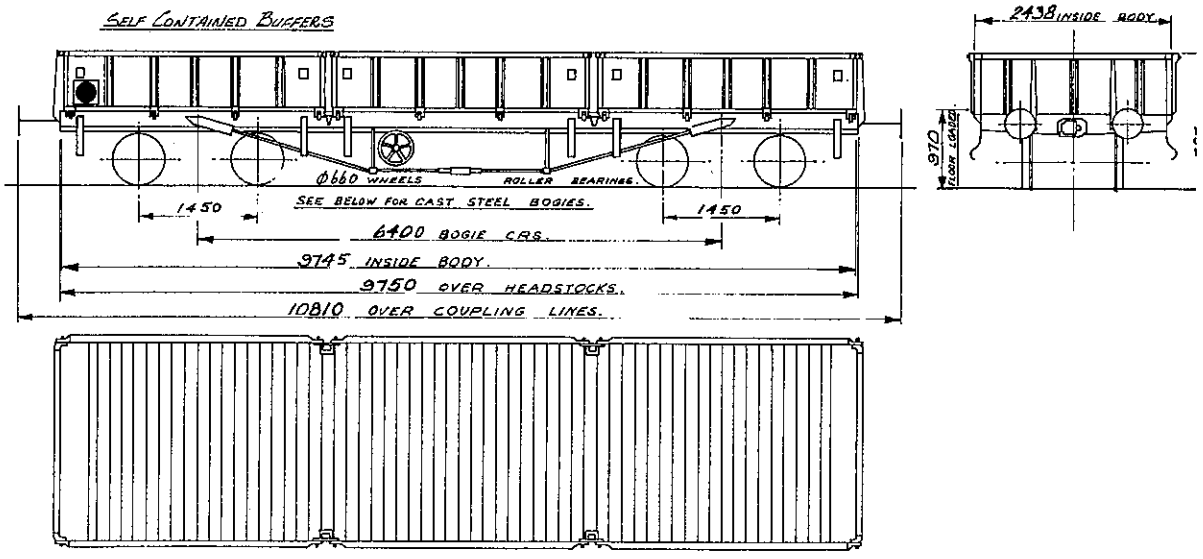

HWO WAGONS

Description: Eight-wheeled Steel Construction, Open Dropside Goods Wagon, Roller Bearings, suitable for Express Freight and Goods trains.

Carrying capacity	¶20.1, §28.2,	†42.4 tonnes
Average tare		20.6 tonnes
Inside dimensions	Imperial Length 50′2⅜″ Width 8′0″	
	Metric (mm) Length 15 300 Width 2 440	
Cubic capacity		28.9 cubic metres
Unit length		3.3
Drawgear class		D1
Diagram No.		347
Total number of standard pallets		24

Remarks: Composite steel and Hardwood Floor.

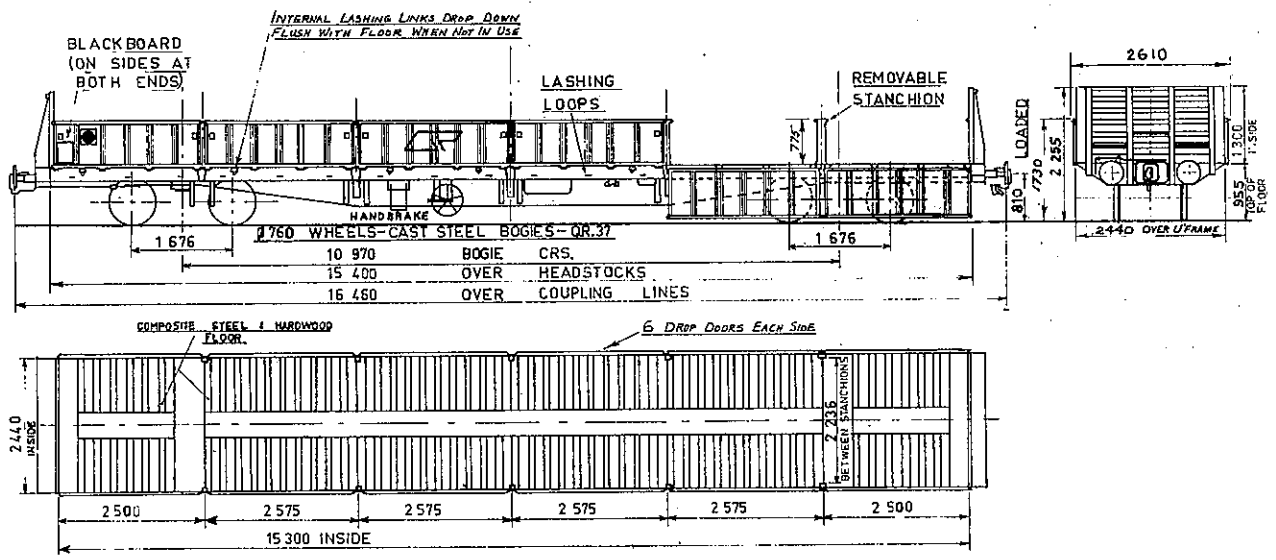

KA (LIVESTOCK) WAGONS

Description: Eight-wheeled Wooden Cattle Wagons, suitable for Express Freight and Goods trains.

Carrying capacity	16 head
Average tare	10.9 tonnes
Gross mass	32.5 tonnes

Inside dimensions	Imperial	Length 31′9″	Width 7′3″
	Metric (mm)	Length 9 675	Width 2 210
Doorway opening	Imperial	Width 7′10″	
	Metric (mm)	Width 2 390	

Unit length	2.1
Drawgear class	D4
Diagram No.	148

Remarks: 59 have plain bearings.

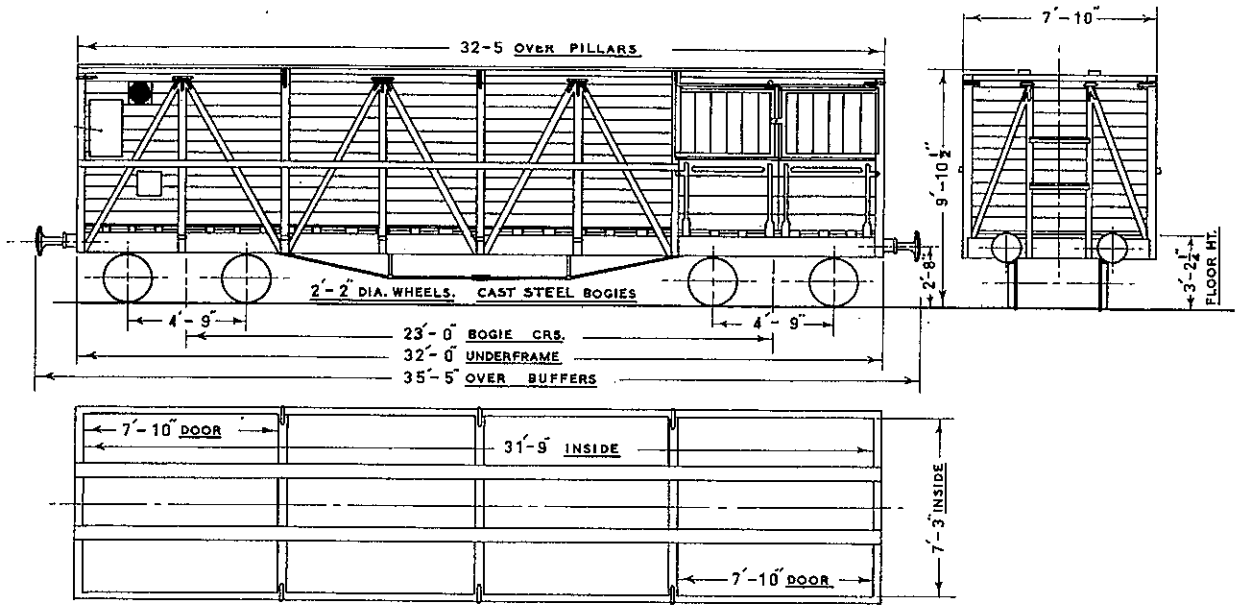

KL/KLS (LIVESTOCK) WAGONS

Description: Eight-wheeled Roller Bearing Steel Two-compartment Cattle Wagon, suitable for Express Freight and Goods trains.

Carrying capacity	24 to 26 head
Average tare	18.2 tonnes

Inside dimensions	Imperial	Length 24′9″	Width 7′3″
	Metric (mm)	Length 7 545	Width 2 215
Doorway opening	Imperial	Width 7′10″	
	Metric (mm)	Width 2 390	

Cubic capacity	65.6 cubic metres
Unit length	3.3
Drawgear class	D1
Diagram No.	135

Remarks: Wagons 38285 and 38286 have a sliding door in the centre partition and have been classified KLS.

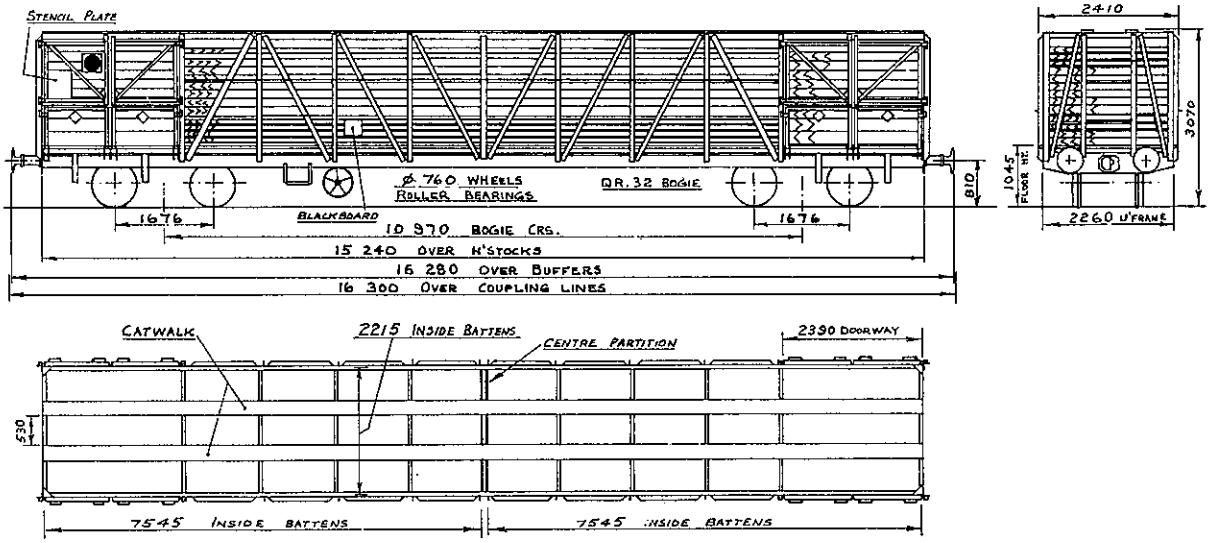

KSA/KSAT (LIVESTOCK) WAGONS

Description: Eight-wheeled Plain and Roller Bearing Steel Construction, suitable for Express Freight and Goods trains.

Carrying capacity			16 head
Average tare			12.2 to 13.4 tonnes
Gross mass		Plain Bearing 32.5, Rollers	36.6 tonnes
Inside dimensions	Imperial	Length 31′10¼″ Width 7′3¼″	
	Metric (mm)	Length 9 710 Width 2 215	
Doorway opening	Imperial	Width 7′10″	
	Metric (mm)	Width 2 390	
Cubic capacity			42.5 cubic metres
Unit length			2.1
Drawgear class			KSAT D1 KSA D2
Diagram No.			140, 141 & 142

Remarks: Some wagons have plain bearings (8″ × 4″ Journals). KSAT are equipped with Auto Couplers and Transition Couplings.

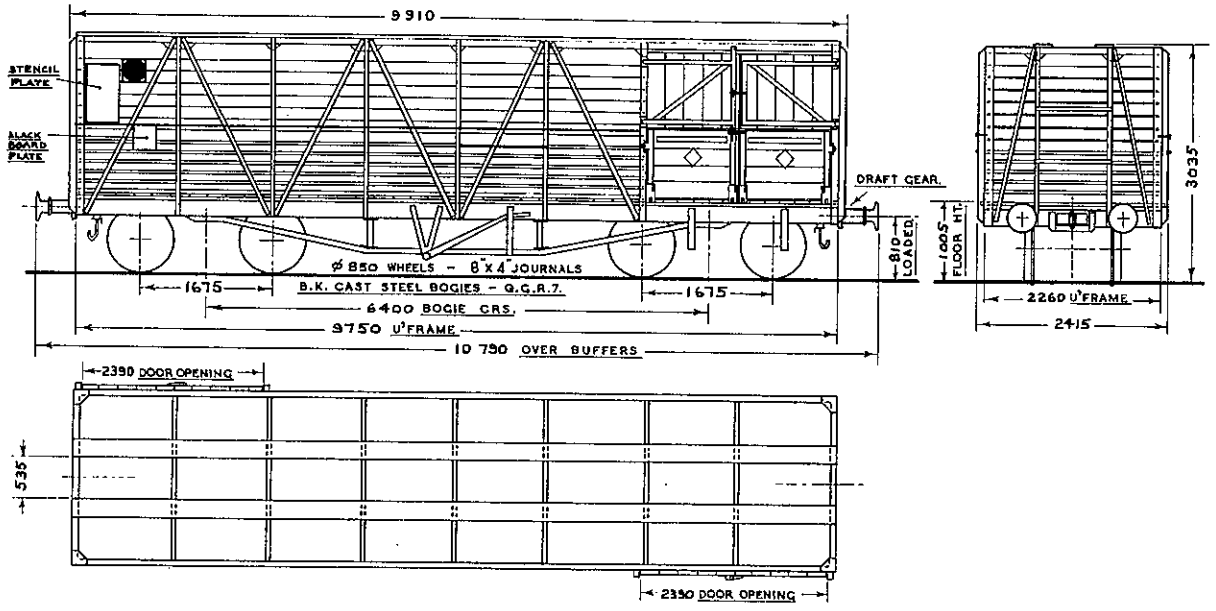

KWA (LIVESTOCK) WAGONS

Description: Eight-wheeled (50 Plain and 50 Roller Bearing) Steel Construction, suitable for Express Freight and Goods trains.

Carrying capacity			20 head
Average tare			14.0 tonnes
Inside dimensions	Imperial	Length 39′11¼″	Width 7′5″
	Metric (mm)	Length 12 170	Width 2 260
Doorway opening	Imperial	Width 7′10″	
	Metric (mm)	Width 2 390	
Cubic capacity			48.3 cubic metres
Unit length			2.6
Drawgear class			D3
Diagram No.			143

Remarks: Converted from MTW wagons. Serial Numbers 39752 to 39801 (Roller Bearings). Serial Numbers 40218 to 40267 (Plain Bearings).

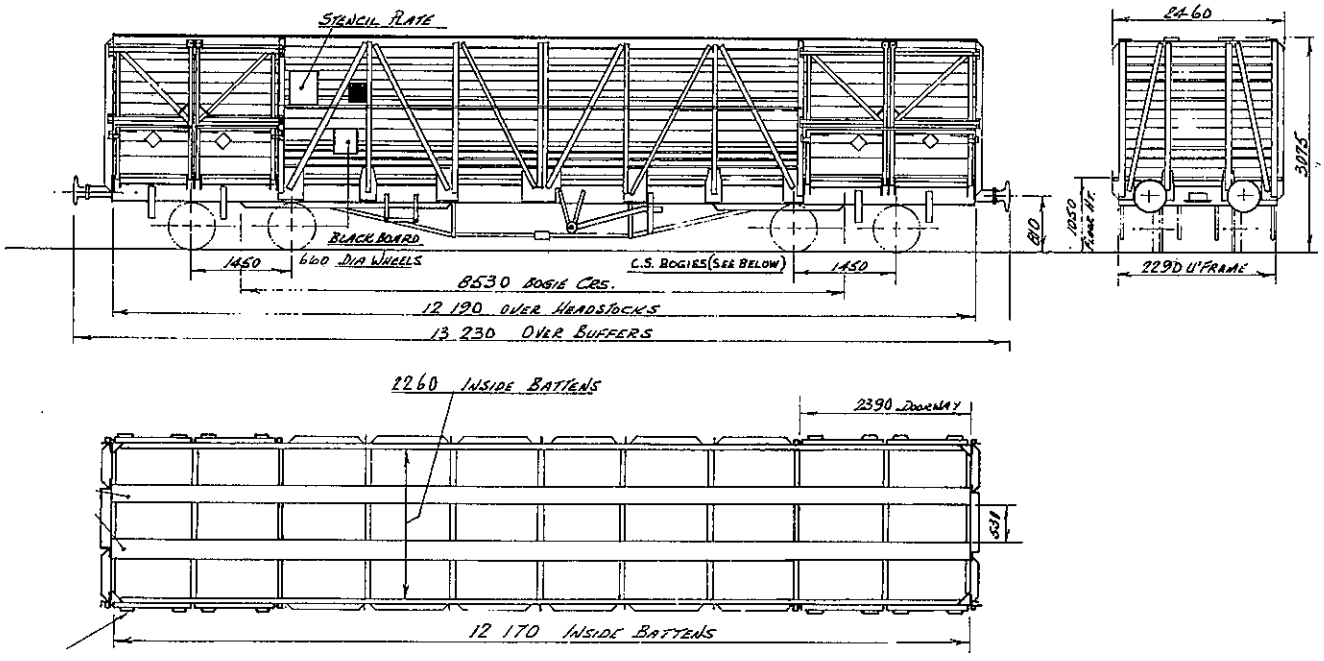

LRC WAGONS

Description: Eight-wheeled Roller Bearing Steel, suitable for Express Freight and Goods trains.

Gross mass	32.7 tonnes
Unit length	2.1
Drawgear class	D1
Diagram No. (Loco).....	37

Remarks: Locomotive Remote Control Unit. Two types in traffic Clyde and Clyde/EE.

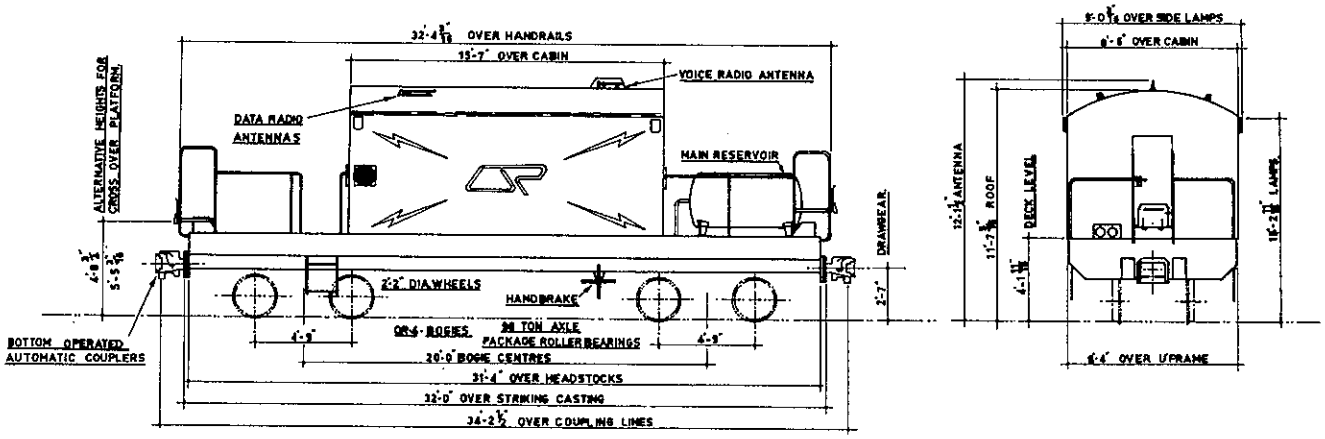

LSR (RUNNER) WAGONS

Description: Four-wheeled Loco Shunt Runner Wagon, Steel Construction, suitable for Goods trains.

Average tare			12.4 tonnes
Gross mass			17.3 tonnes
U'frame dimensions	Imperial	Length 17'6"	Width 7'10½"
	Metric (mm)	Length 5 335	Width 2 400
Unit length			1.3
Drawgear class			D4
Diagram No.			357

Remarks: Fitted with Automatic Couplers and Transition Links.

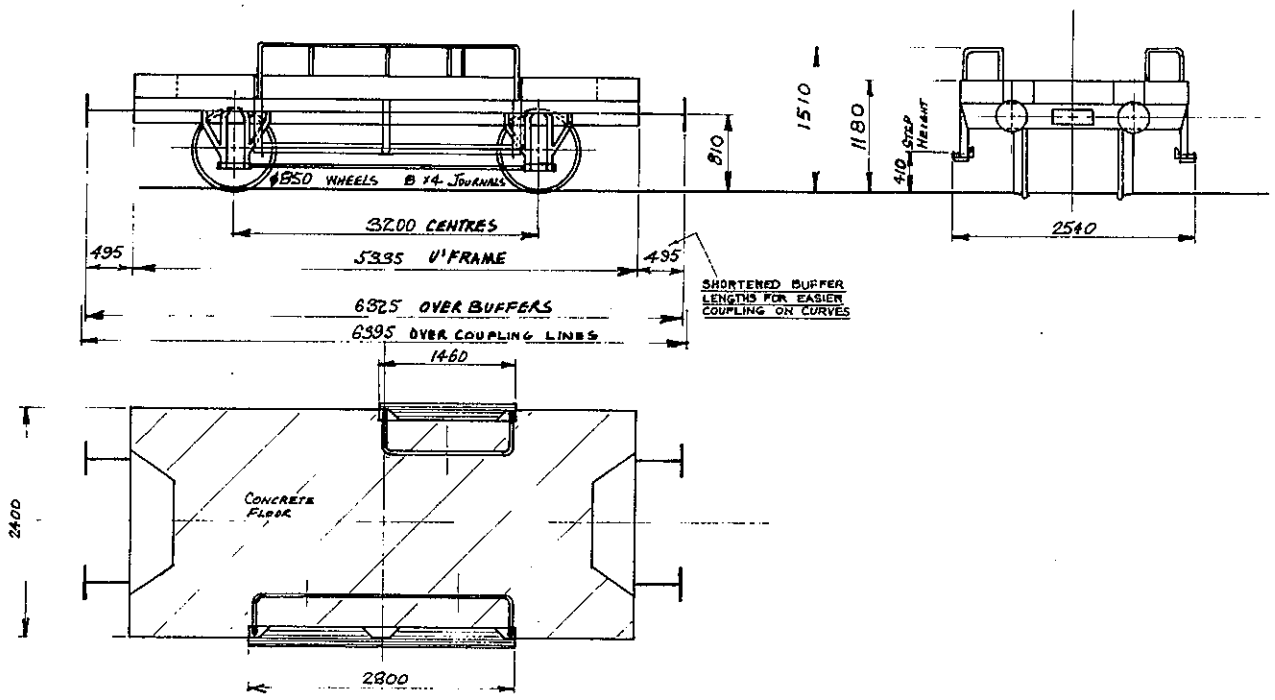

LSR (RUNNER) WAGONS

Description: Eight-wheeled Shunt Runner Wagon, Steel Construction, Plain Bearings, suitable for Goods trains only.

Average tare			20.8 tonnes
Gross mass			34.0 tonnes
U'Frame dimensions	Imperial	Length 32'0"	Width 8'0"
	Metric (mm)	Length 9 750	Width 2 440
Unit length			2.1
Drawgear class			D1
Diagram No.			407

Remarks: Converted from HJS wagons.

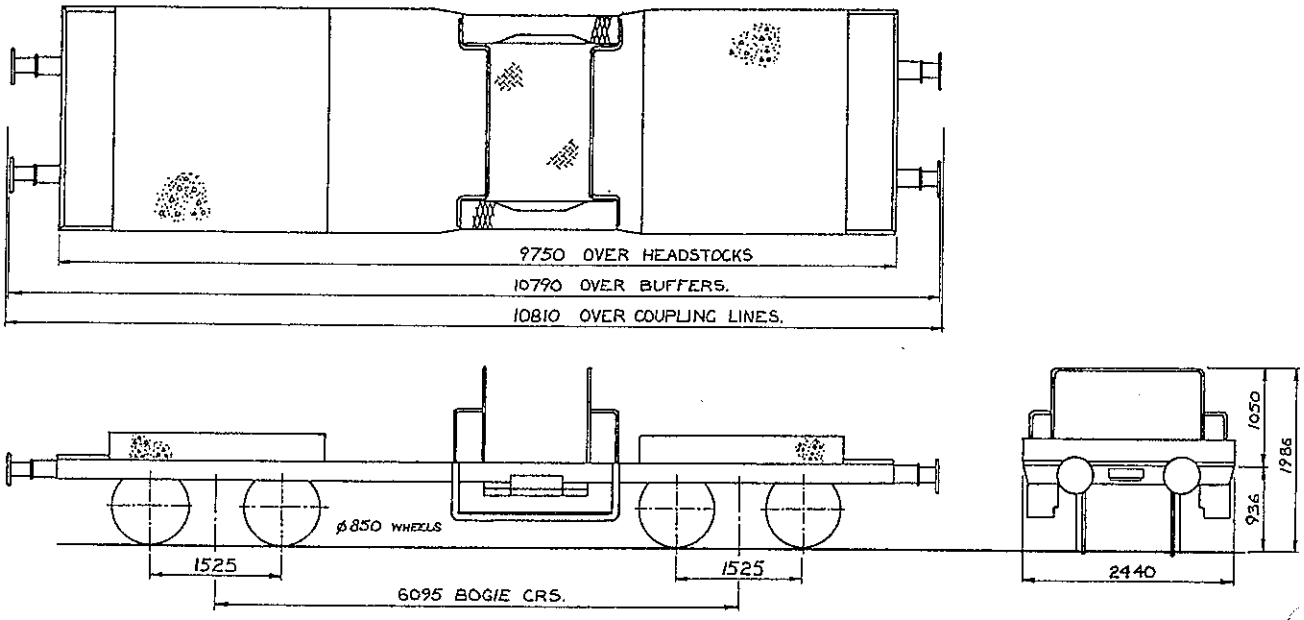

LSR (RUNNER) WAGONS

Description: Eight-wheeled Shunt Runner Wagon, Steel Construction, Roller Bearings, suitable for Express Freight and Goods trains.

Average tare	20.0 tonnes
Gross mass	36.5 tonnes

U'Frame dimensions	Imperial	Length 32'0"	Width 8'0"
	Metric (mm)	Length 9 750	Width 2 440

Unit length	2.1
Drawgear class	D1
Diagram No.	416

Remarks: Converted from CMIS underframe.

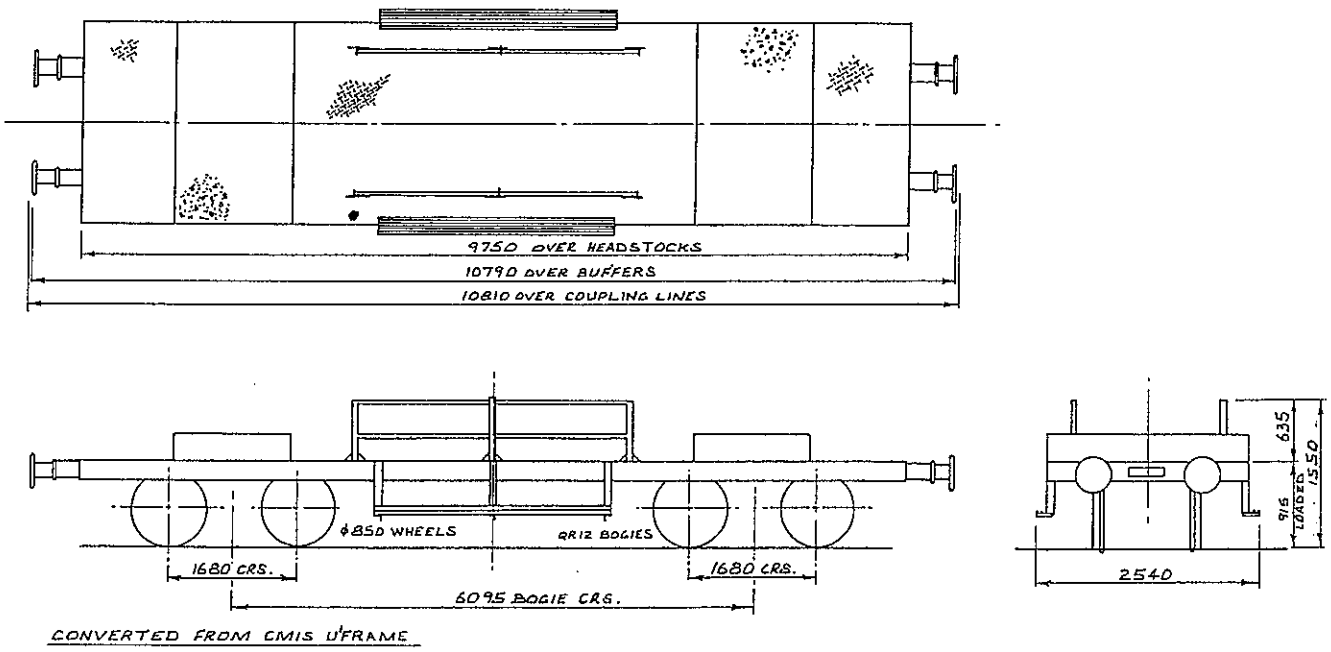

LTR (RUNNER) WAGONS

Description: Eight-wheeled Shunt Runner Wagon for use with D.H. Locomotives, Steel Construction, Plain Bearings, suitable for Goods train speeds only.

Average tare	18.0 tonnes
Unit length	1.5
Drawgear class	D3
Diagram No.	298

Remarks: Converted from C17 Tenders.

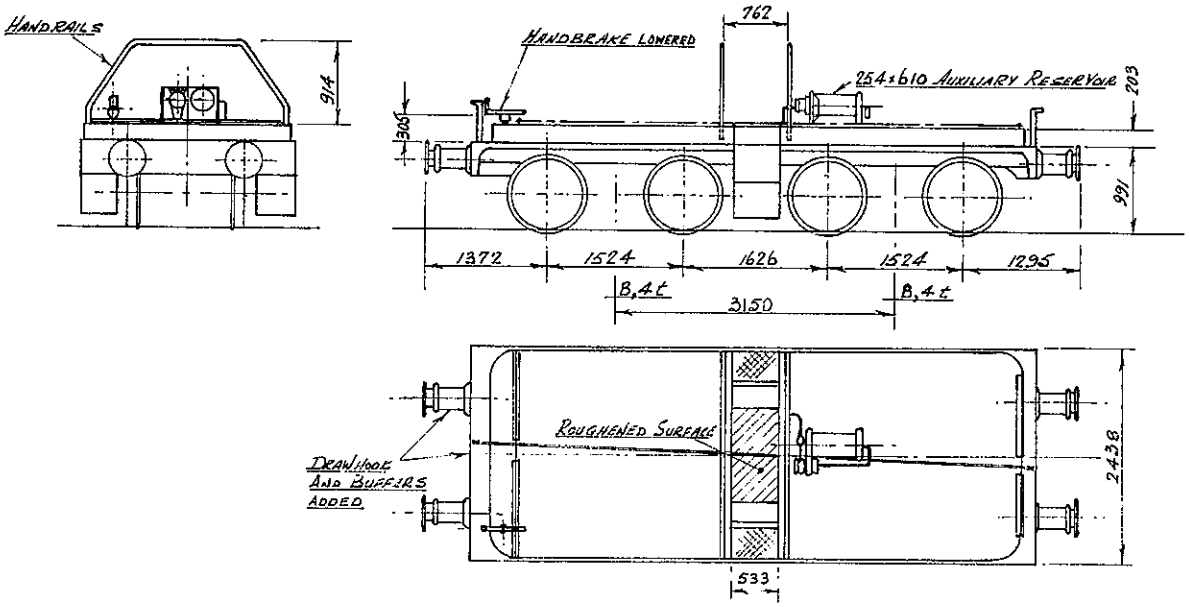

M (FLAT) WAGONS

Description: Eight-wheeled Platform Wagon for Motor Car Transport, suitable for Goods trains only, Steel Underframe, Plain Bearings.

Carrying capacity ..... 13.0 tonnes

Average tare ..... 7.7, 9.6 tonnes

Wagon dimensions	Imperial	Length 32′0″	Width 8′0″
	Metric (mm)	Length 9 750	Width 2 440

Unit length 2.1

Drawgear class D4

Diagram No. 359

Remarks: 'M' wagon underframes are various lengths exceeding 9 500 mm but less than 12 000 mm. Originally classified SML.

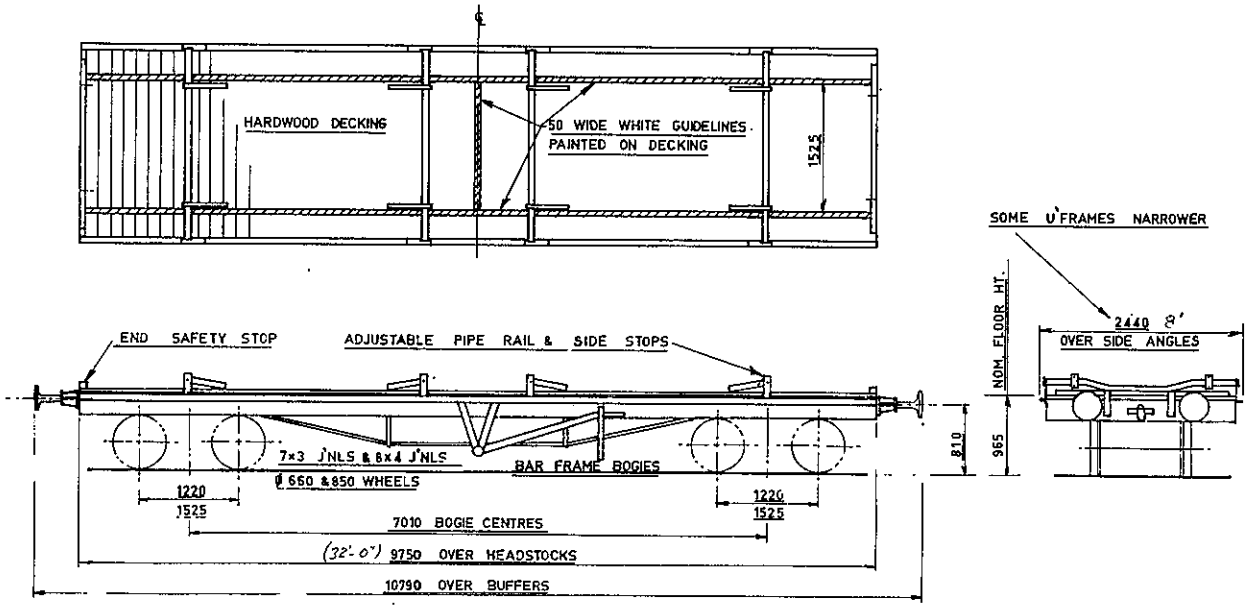

M (FLAT) WAGONS

Description: Eight-wheeled Platform Wagon for Motor Car Transport, suitable for Goods trains only, Timber or Steel Underframes, Plain Bearings.

Carrying capacity ..... 13.0 tonnes

Average tare ..... 10.3 tonnes

Wagon dimensions	Imperial	Length 32'0"	Width 8'0"
	Metric (mm)	Length 9 750	Width 2 440

Unit length 2.1

Drawgear class D4

Diagram No. 359A

Remarks: Converted from CMIS underframe.

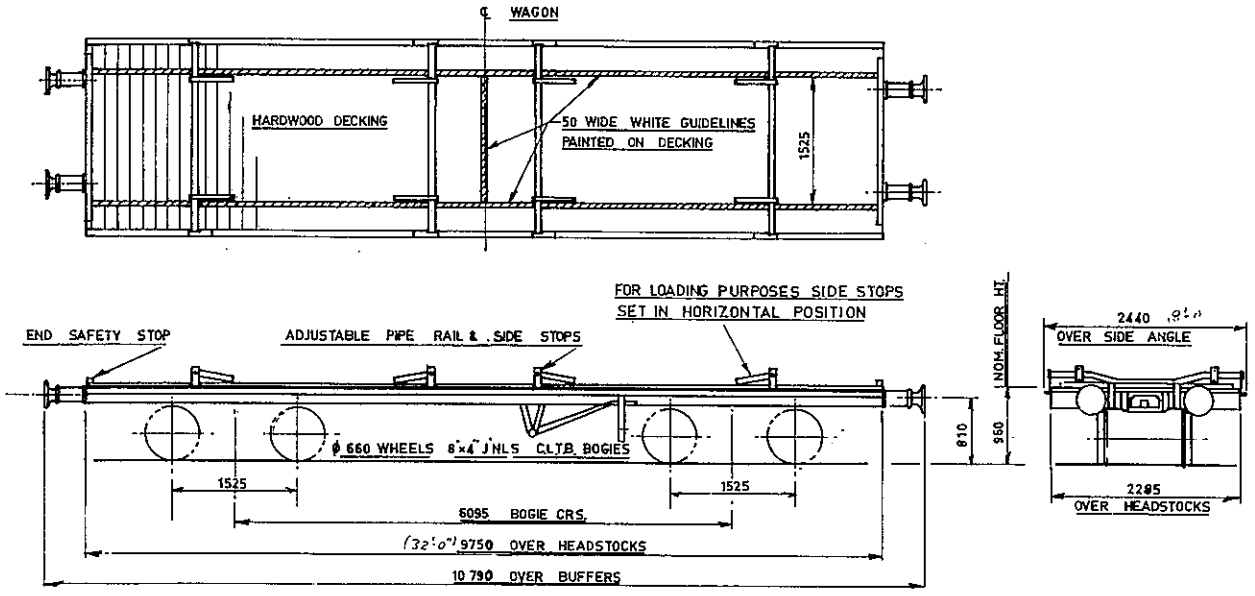

ML (FLAT) WAGONS

Description: Eight-wheel Platform Wagon for Motor Car Transport, suitable for Goods trains only, Wood Construction, Plain Bearings.

Carrying capacity	20.2 tonnes
Average tare	12.3 tonnes

Inside dimensions	Imperial	Length 40′0″	Width 8′6″
	Metric (mm)	Length 12 190	Width 2 590

Unit length	2.6
Drawgear class	D4
Diagram No.	360

Remarks: Reclassified ML ex SMW. 'ML' wagon underframes may be various lengths exceeding 12 000 mm.

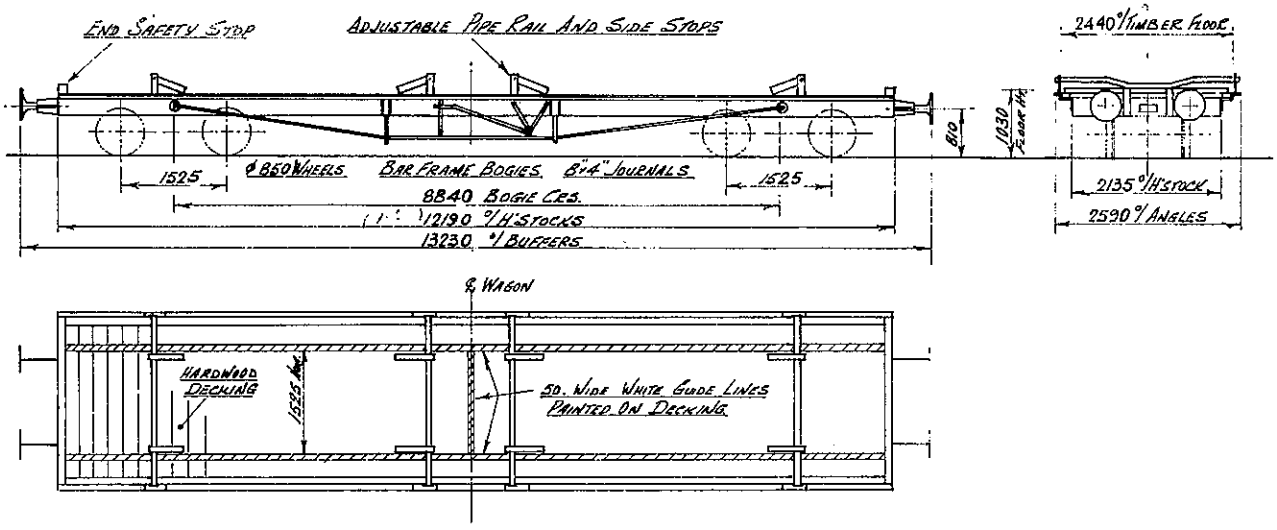

ML (FLAT) WAGONS

Description: Eight-wheeled Platform Wagon for Motor Car Transport, suitable for Goods trains only, Wood Construction, Plain Bearings.

Carrying capacity ..... 10.0 tonnes

Wagon dimensions	Imperial	Length 50'0"	Width 8'6"
	Metric (mm)	Length 15 240	Width 2 590

Unit length 3.3

Drawgear class D4

Diagram No. 360A

Remarks: 'ML' wagon underframes may be various lengths exceeding 12 000 mm.

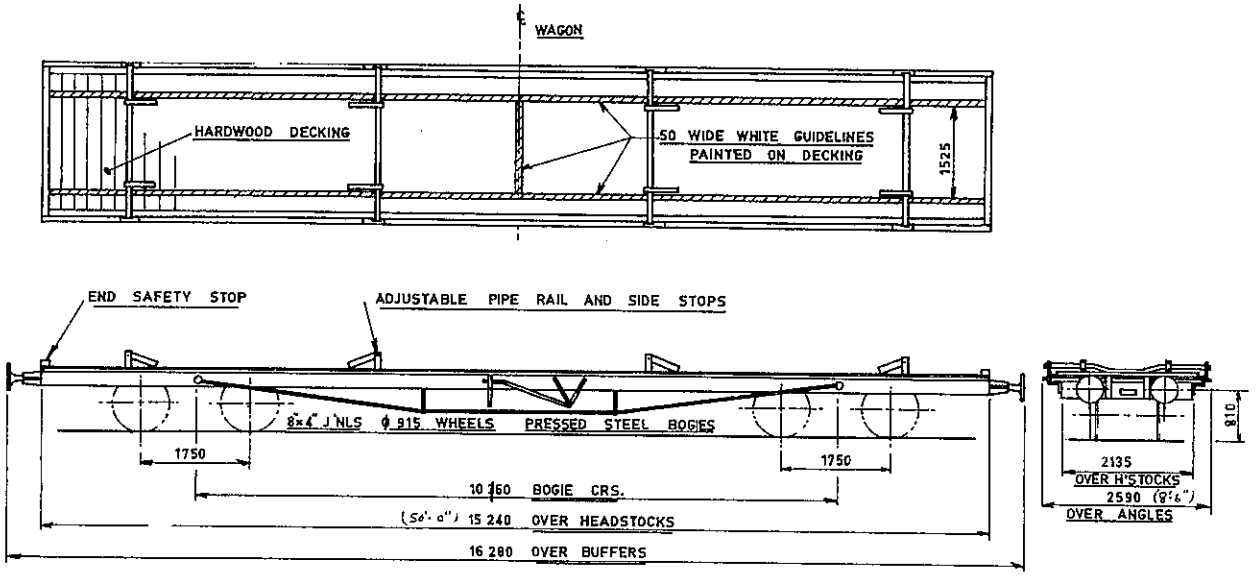

MO (TANK) WAGONS

Description: Eight-wheeled Molasses Tank Wagon, suitable for Express Freight and Goods trains, Steel Construction, Roller Bearings.

Carrying capacity	29 600 litres
Average tare	20.4 tonnes
Gross mass	63.0 tonnes

Tank dimensions	Imperial	Length 40′3½″	Diam. 6′1⅝″
	Metric (mm)	Length 12 280	Diam. 1 870

Cubic capacity	29 600 litres
Unit length	3.1
Drawgear class	D1
Diagram No.	158

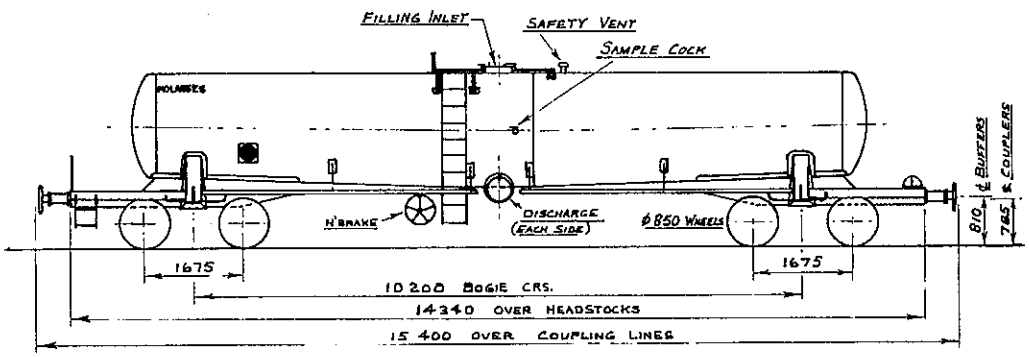

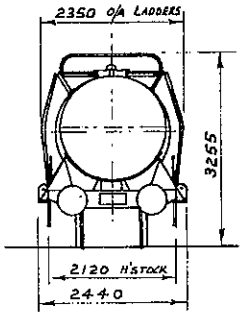

MR (MOTOR VEHICLE RAMP) WAGON

Description: Eight-wheeled Motor Vehicle Ramp Wagon, Steel Construction, Plain Bearings, for Captive Traffic Townsville only.

Carrying capacity	3 vehicles
Average tare	14.4 tonnes

U'Frame dimensions	Imperial	Length 50'0"	Width 9'4"
	Metric (mm)	Length 15 240	Width 2 845

Unit length	3.3
Drawgear class	NIL
Diagram No.	409

Remarks: Converted from an old carriage underframe to unload vehicles off DDM & DM on "The Queenslander" at Townsville.



(NOTE - FOR CAPTIVE TRAFFIC TOWNSVILLE ONLY)

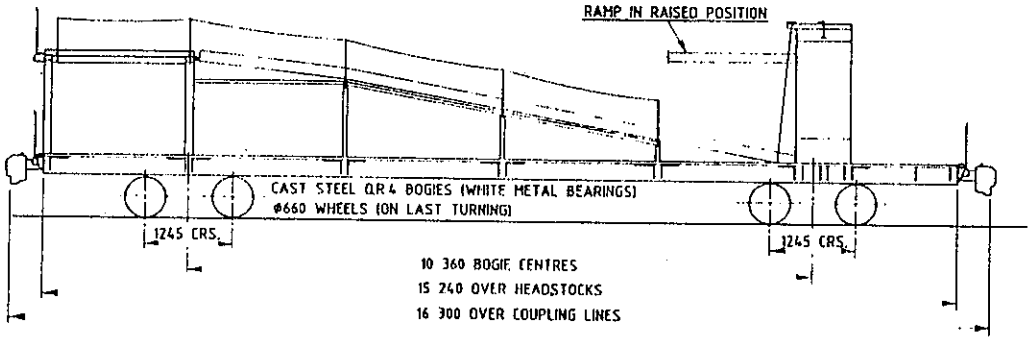

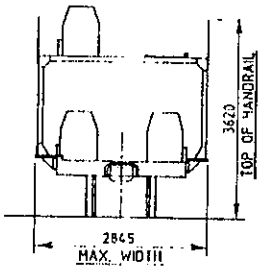

MTS/MTSF (FLAT) WAGONS

Description: Eight-wheeled Flat Wagon, Steel Construction, Plain Bearings, suitable for Goods trains only.

Carrying capacity	26.2 tonnes
Average tare	11.2 tonnes

Floor dimensions	Imperial	Length 40′0″	Width 8′0″
	Metric (mm)	Length 12 190	Width 2 440

Unit length	2.6
Drawgear class	D3, D1
Diagram No.	446

Remarks: Converted from MTW wagons.
Some MTS reclassified MTSF when fitted with ride control bogies and roller bearings, and stencilled with red circle.

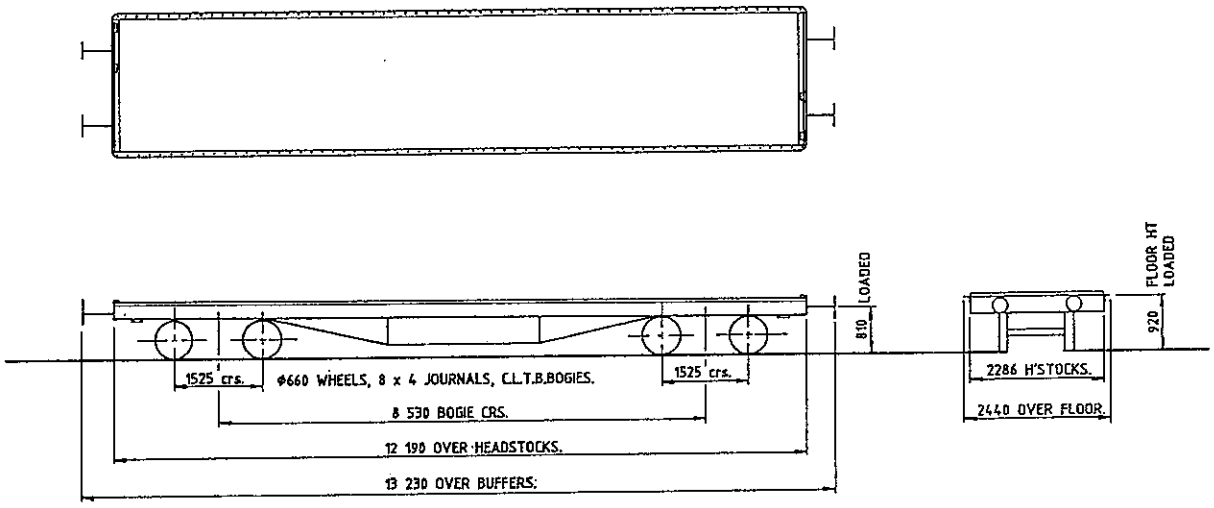

MTSC (FLAT) WAGONS

Description: Eight-wheeled Container Wagon, Steel Construction, Plain Bearings, suitable for Goods trains only.

Carrying capacity	26.2 tonnes
Average tare	11.2 tonnes

Floor dimensions	Imperial	Length 40′0″	Width 8′0″
	Metric (mm)	Length 12 190	Width 2 440

Unit length	2.6
Drawgear class	D3, D1
Diagram No.	447

Remarks: Converted from MTWC wagons.

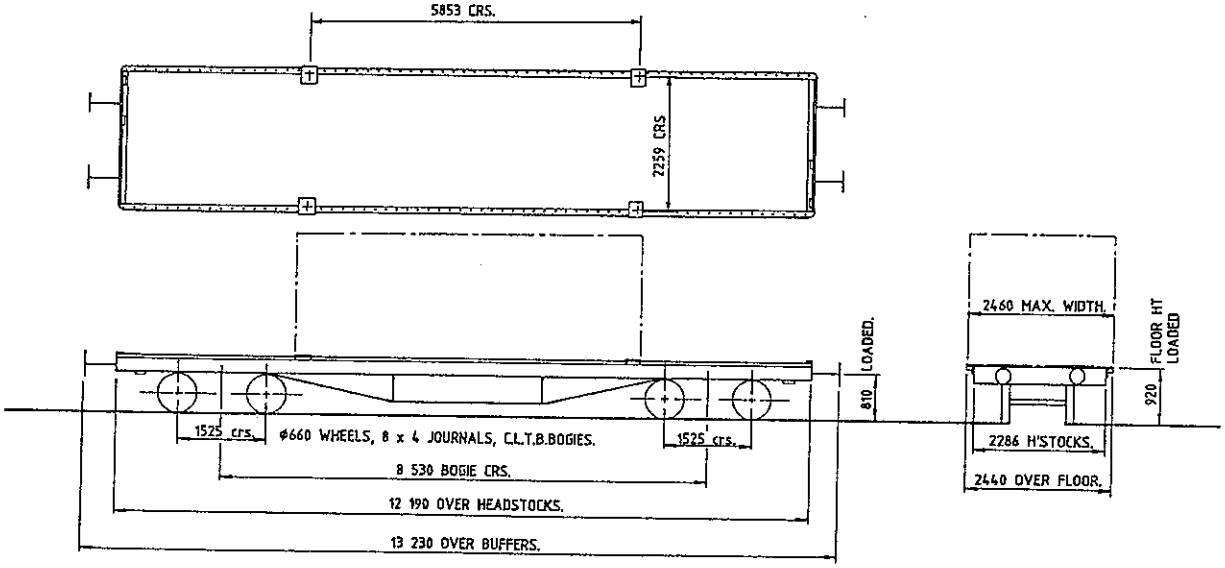

MTW/MMTW (FLAT) WAGONS

Description: Eight-wheeled Platform Wagon, Steel Underframe, Plain Bearings, Timber Floor, suitable for Goods trains.

Carrying capacity	26.5 tonnes
Average tare	10.8 tonnes

Inside dimensions	Imperial	Length 40′0″	Width 8′9″
	Metric (mm)	Length 12 190	Width 2 665

Unit length	2.6
Drawgear class	D3
Diagram No.	244

Remarks: Some wagons reclassified MMTW for departmental use.

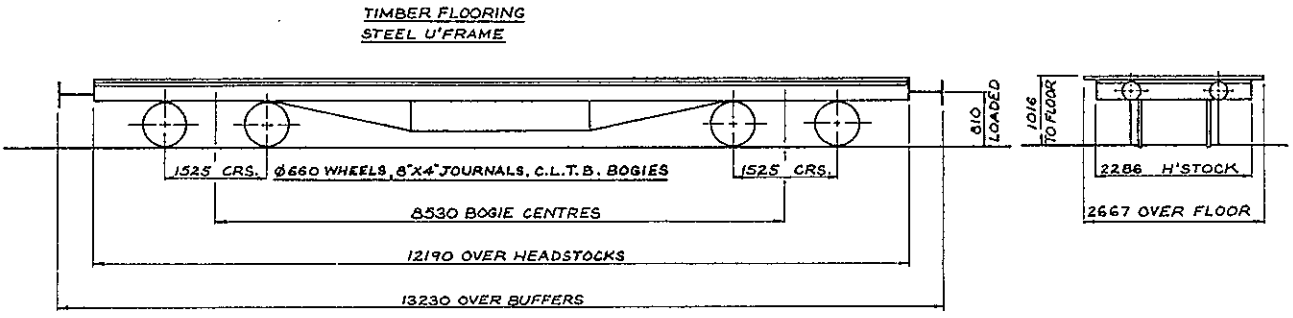

NOTES: 5 'MTW' WAGONS HAVE MOLASSES TANKS MOUNTED TO DRG. C-10628 AND RECLASSIFIED 'WM' REF. 63-914 MEMO 21-5-74

SOME CONVERTED TO CLASSES 'WBC' 'MTWG' 'WR' 'KWA' 'MTWC' 'NWB'

EST. HT. OF CENTRE OF GRAVITY OF TARE MASS IS 663 ABOVE RAIL - WHEN FULLY LOADED

BOGIE DRG.- K-6811, BOGIE BRAKE DRG. C-7702

MTWC (FLAT) WAGONS

Description: Eight-wheeled Platform Wagon for Containers, Steel Underframe, Plain Bearings, Wood Floor, suitable for Goods trains.

Carrying capacity	26.5 tonnes
Average tare	10.9 tonnes
Gross mass	37.4 tonnes

Floor dimensions	Imperial	Length 40′0″	Width 8′9″
	Metric (mm)	Length 12 190	Width 2 665

Unit length	2.6
Drawgear class	D3
Diagram No.	244B

Remarks: Fitted with removable spigots, suitable for carrying 1 only 20′ Container, or 1 only QRRC Container or 1 only SRC Container converted from MTW, for conversions after 1981, fixed spigots fitted.
Some wagons reclassified MTCF.

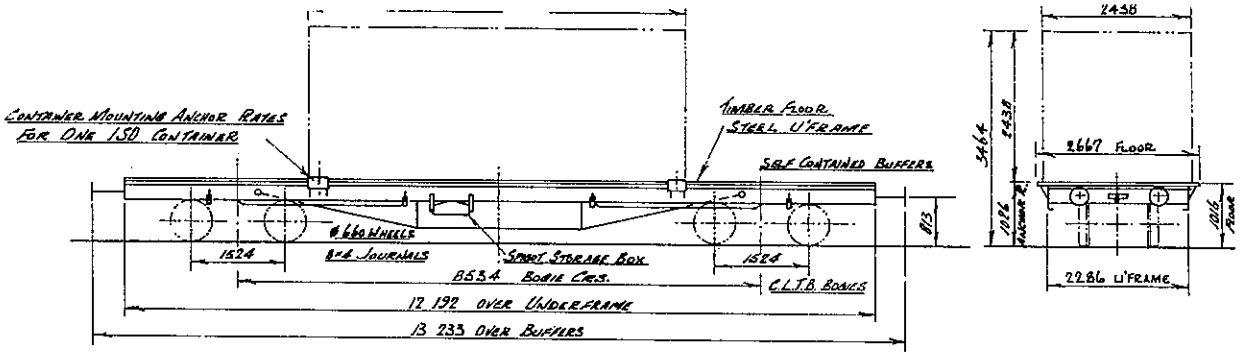

PB (FLAT) WAGONS

Description: Eight-wheeled platform wagon for carrying Particle Board, Steel Construction, Roller Bearings, suitable for Express Freight & Goods trains.

Average tare			14.0 tonnes
Gross mass			40.6 tonnes
Wagon dimensions	Imperial	Length 40'0"	Width 9'0½"
	Metric (mm)	Length 12 190	Width 2 755
Unit length			2.6
Drawgear class			D1
Diagram No.			388

Remarks: Based on BLC Underframe.

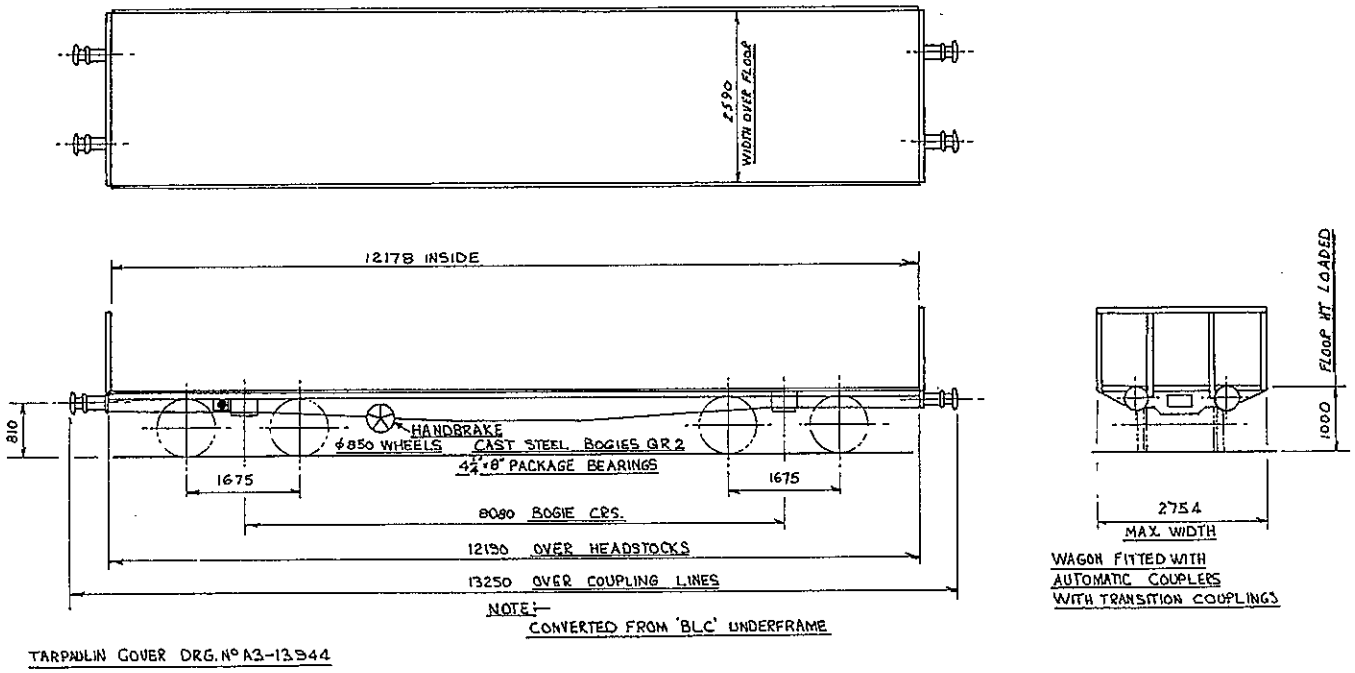

PC/PCR (FLAT) WAGONS

Description: Eight-wheeled Flat Wagon for the conveyance of containers, suitable for Express Freight trains, Steel Construction, Roller Bearing.

Carrying capacity	26.0 tonnes
Average tare	10.7 tonnes

Floor dimensions	Imperial	Length 37'0"	Width 8'0"
	Metric (mm)	Length 11 280	Width 2 440

Unit length	2.5
Drawgear class	D1
Diagram No.	279

Remarks: Container wagon, converted from "HJS" and "HRC" wagons. Suitable for one Transiflat or one 20'0" ISO Container, one QRRC or one SRC. Also may carry other combinations of containers. Fixed spigots. Wagon PC 29460 reclassified PCR and has QRPC 2142 fitted to it for the Westlander.

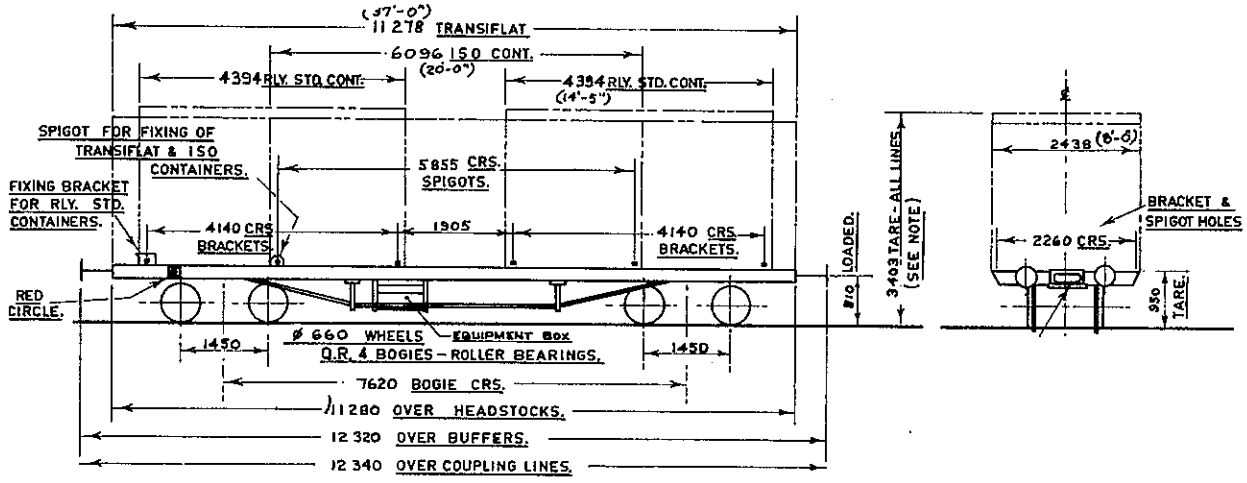

PCCL (BULK CEMENT) WAGONS

Description: Eight-wheeled Bulk Cement and Copper Anode Wagon, Steel Construction, Roller Bearings, suitable for Express Freight and Goods trains.

Average tare			17.3 tonnes
Gross mass			40 tonnes
U'frame dimensions	Imperial	Length 36'9"	Width 7'6"
	Metric (mm)	Length 11 200	2 285
Unit length			2.5
Drawgear class			D1
Diagram No.			274B

Remarks: Based on CMIS Underframe with 1 450mm section added at centreline. Fixed Cement Container owned by Mount Isa Mines. 22.3 tonnes of cement — Stuart to Mount Isa, 36 Copper Anodes at each end — Mount Isa to Stuart.

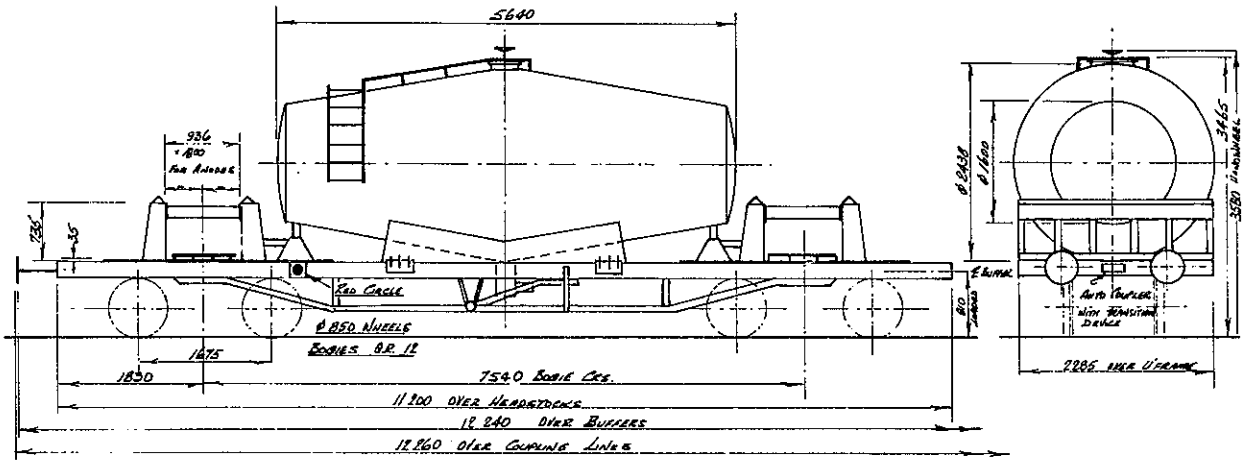

PCC (BULK CEMENT) WAGONS

Description: Eight-wheeled Bulk Cement and Copper Anode Wagon, suitable for Express Freight trains, Steel Construction, Roller Bearing.

Average tare			14.7 tonnes
Gross mass			36.6 tonnes
U'frame dimensions	Imperial	Length 32'0"	Width 8'0"
	Metric (mm)	Length 9 755	Width 2 440
Unit length			2.1
Drawgear class			D1
Diagram No.			274 & 274A

Remarks: Converted from HJS wagon. Fixed cement container owned by Mount Isa Mines. 22.3 Tonnes of cement — Stuart to Mount Isa, 36 Copper Anodes at each end — Mount Isa to Stuart.

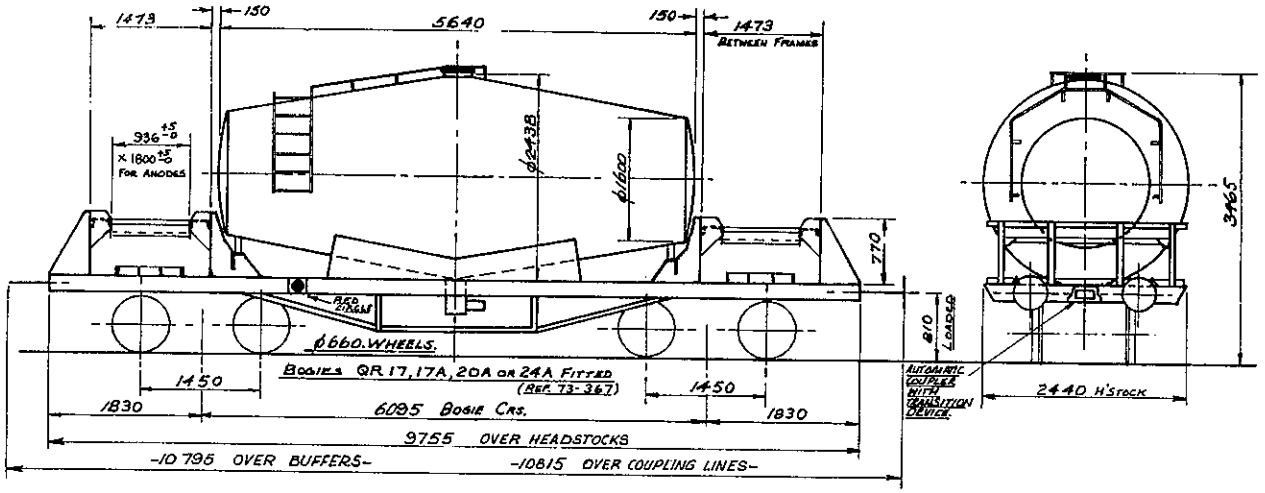

PCE/PCEP/PCET (CONTAINER) WAGONS

Description: Eight-wheeled Container Wagon, Steel Construction, Plain and some Package Bearings. Suitable for Express Freight and Goods trains.

Carrying capacity ..... 20.3 tonnes

Average tare ..... 9.1 tonnes

Wagon dimensions	Imperial	Length 32′0″	Width 8′0″
	Metric (mm)	Length 9 750	Width 2 440

Unit length 2.1

Drawgear class..... D3, D1

Diagram No. ..... 355 & 355A

Remarks: Some wagons based on CLC Under frame, others based on CMIS Underframe. Can carry one 6 100mm (20′) or one QRRC or one SRC Container. Fixed spigots.

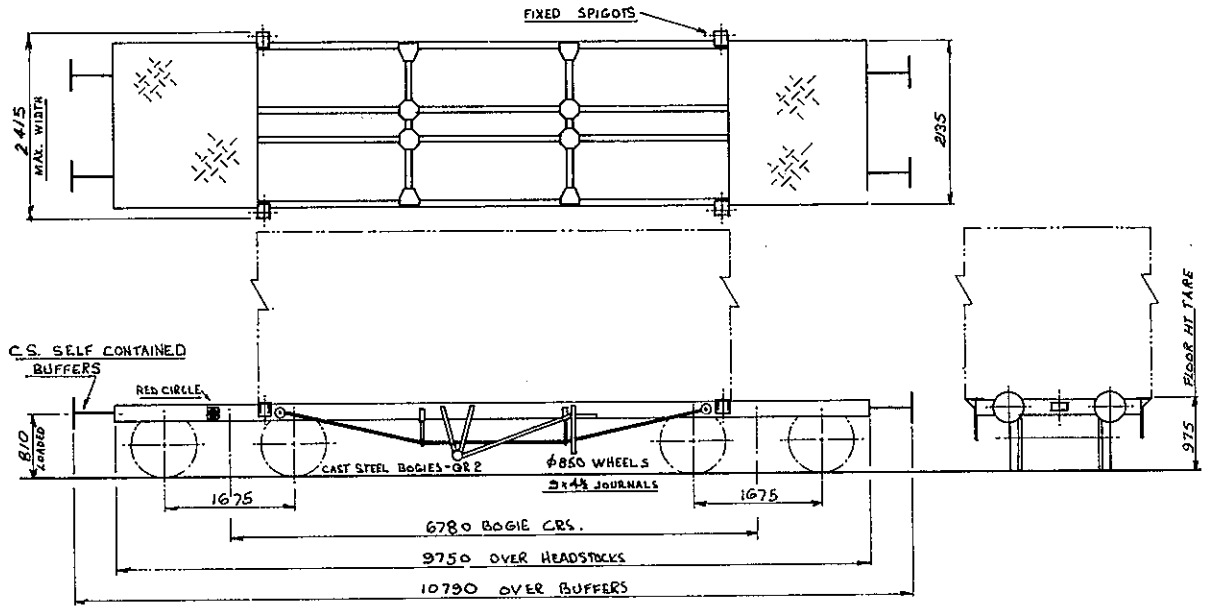

PCL (CONTAINER) WAGONS

Description: Eight-wheeled Container Wagon, Steel Construction, Roller Bearings, suitable for Express Freight and Goods trains.

Average tare	12.0 tonnes
Gross mass	36.6 tonnes

Wagon dimensions	Imperial	Length 40′0″	Width 8′6″
	Metric (mm)	Length 12 190	Width 2 590

Unit length	2.6
Drawgear class	D1
Diagram No.	364

Remarks: Based on BLC Underframe. Can carry one 6 100mm (20′) or one QRRC or one SRC Container. Fixed spigots.

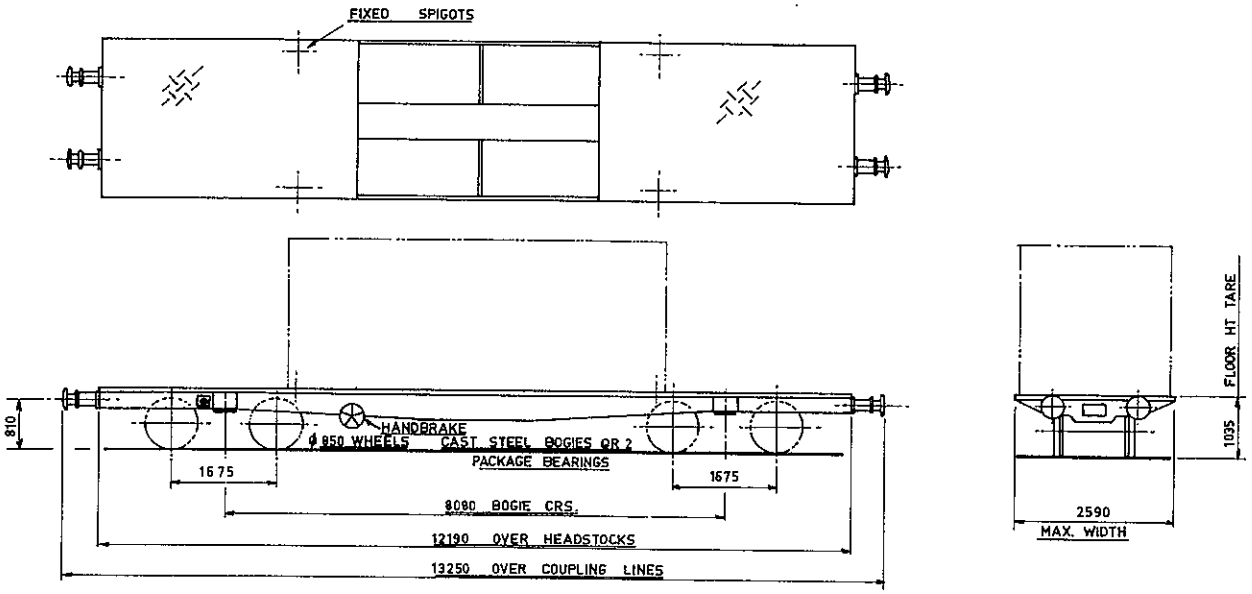

PCO (FLAT CONTAINER) WAGONS

Description: Eight-wheeled Container Wagon, Steel Construction, Roller Bearings, suitable for Express Freight trains.

Carrying capacity.....¶26.1, §34.2, ‡48.5 tonnes

Average tare..... 14.5 tonnes

U'frame dimensions	Imperial	Length 44'1"	Width 7'11⅝"
	Metric (mm)	Length 13 440	Width 2 430

Unit length 2.9

Drawgear class..... D1

Diagram No. 405

Remarks: Wagons have been designed to carry two 6.1m long containers up to the new I.S.O. Standard of 24t gross mass per container or one 12.2m long container up to the new I.S.O. Standard of 36t gross mass. Wagons may also carry one 6.1m long QRRC container or one 7.6m long QRC or SRC container.

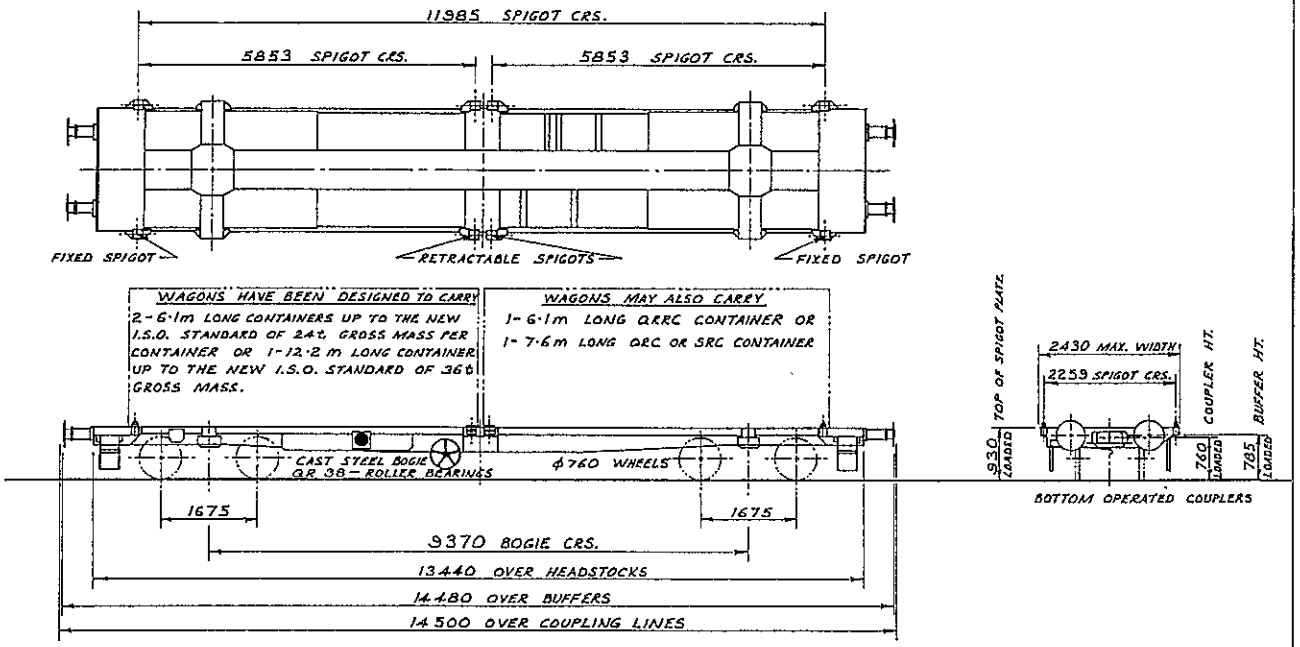

PCOP/PCOY (FLAT CONTAINER) WAGONS

Description: Eight-wheeled Container Wagon, Steel Construction, Roller Bearings, suitable for Express Freight trains.

Carrying capacity.....¶26.4, §34.5, ‡48.8 tonnes

Average tare..... 14.2 tonnes

U'frame dimensions	Imperial	Length 44'1"	Width 7'11⅝"
	Metric (mm)	Length 13 440	Width 2 430

Unit length 2.9

Drawgear class..... D1

Diagram No. ..... 405 sheet 2

Remarks: Wagons have been designed to carry two 6.1m long containers up to the new I.S.O. Standard of 24t gross mass per container or one 12.2m long container up to the new I.S.O. Standard of 36t gross mass. Wagons may also carry one 6.1m long QRRC container or one 7.6m long QRC or SRC container.

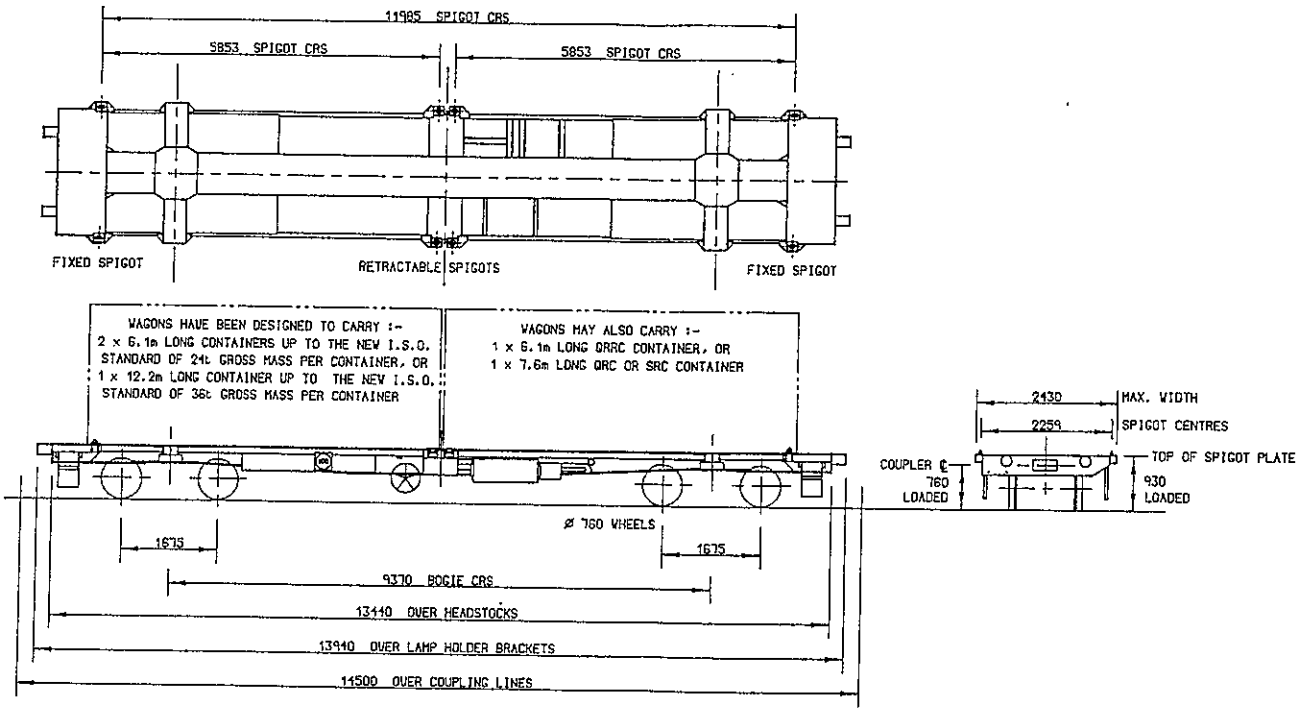

PCS/PCSS/PCST (FLAT) WAGONS

Description: Eight-wheeled Side Transfer Container Wagon, Roller Bearing, Steel Construction, suitable for Express Freight trains.

Carrying capacity ..... 25.0 tonnes

Average tare ..... 9.7 tonnes

Wagon dimensions	Imperial	Length 32'0"	Width 8'8½"
	Metric (mm)	Length 9 750	Width 2 655

Unit length 2.1

Drawgear class D3

Diagram No. 285

Remarks: Converted from HJS wagon, Fixed Spigots, suitable for one 20'0" container or one QRRC or one SRC. Can be fitted for Steadman side transfer frame. (PCSS have retractable legs.)
Some PCS reclassified PCST when fitted with Automatic Couplers with Transition Devices.

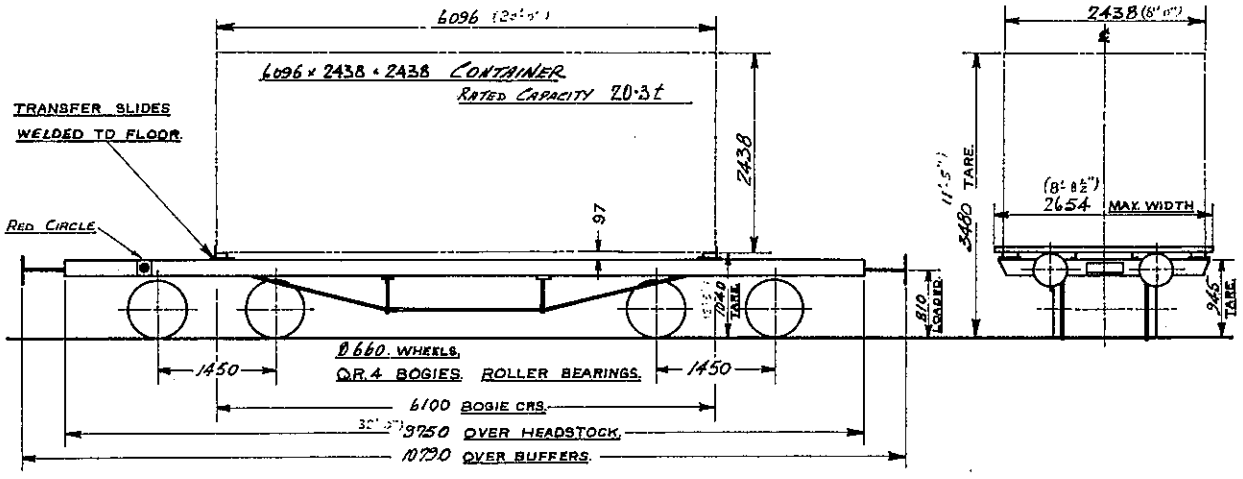

PCW & PCW/T (WATER TANKS) WAGONS

Description: Eight-wheeled Water Tank Wagon, suitable for Express Freight & Goods trains, Steel Tank & Underframe, Roller Bearings.

Carrying capacity				9 660 litres
Average tare				13.5 tonnes
Gross mass				25.0 tonnes
Inside dimensions	Imperial	Length 19′0″	Width 6′0″	Height 3′0″
	Metric (mm)	Length 5 790	Width 1 830	Height 915
Cubic capacity				9 660 litres
Unit length				2.2
Drawgear class				PCW-D3; PCW/T-D1
Diagram No.				389

Remarks: Water Tank (ex SGW Wagon) mounted on CMIS Underframe.

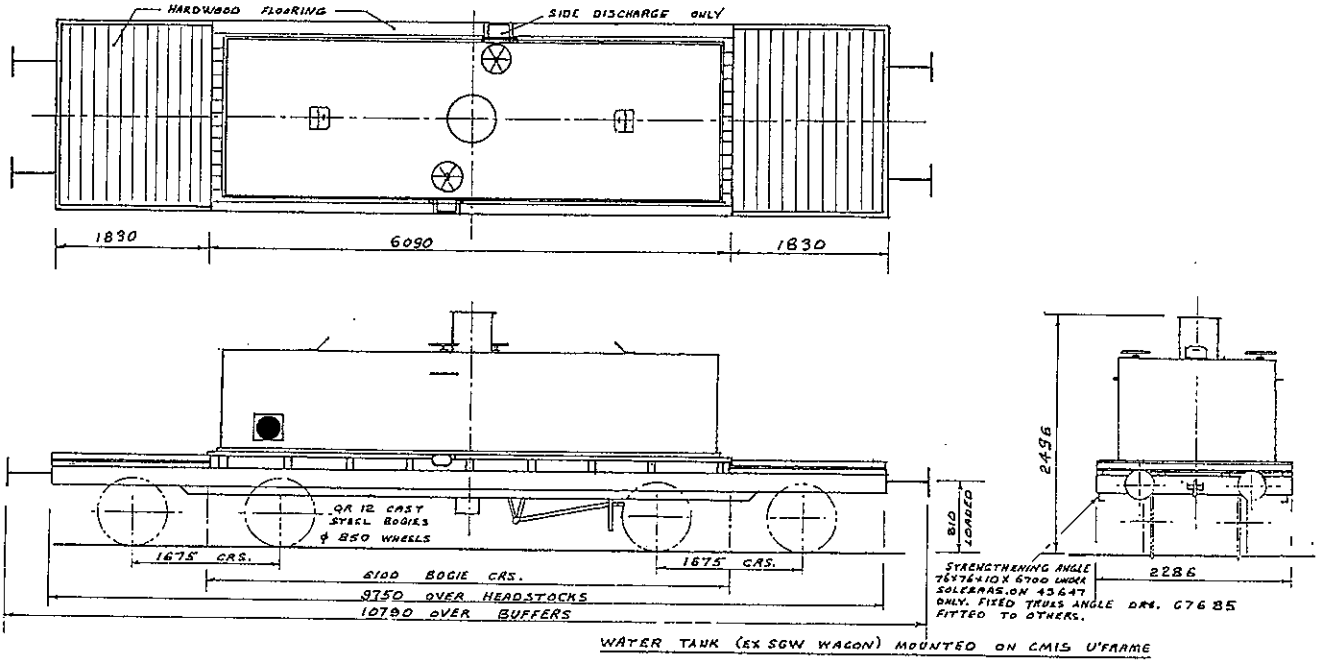

PCY (FLAT) WAGONS

Description: Eight-wheeled Platform Container Wagon, Steel Construction, Roller Bearings, suitable for Express Freight and Goods trains.

Carrying capacity ..... ¶26.5, §34.7, †34.7* tonnes

Average tare ..... 14.1 tonnes

Wagon dimensions	Imperial	Length 41′6″	Width 8′0″
	Metric (mm)	Length 12 650	Width 2 440

Unit length 2.7

Drawgear class D1

Diagram No. 356

Remarks: Container Traffic. *Two 20.3t containers can be carried as an allowable overload on S and A class lines. Can carry one QRRC container but not suitable for SRC containers. Originally QLX underframe.

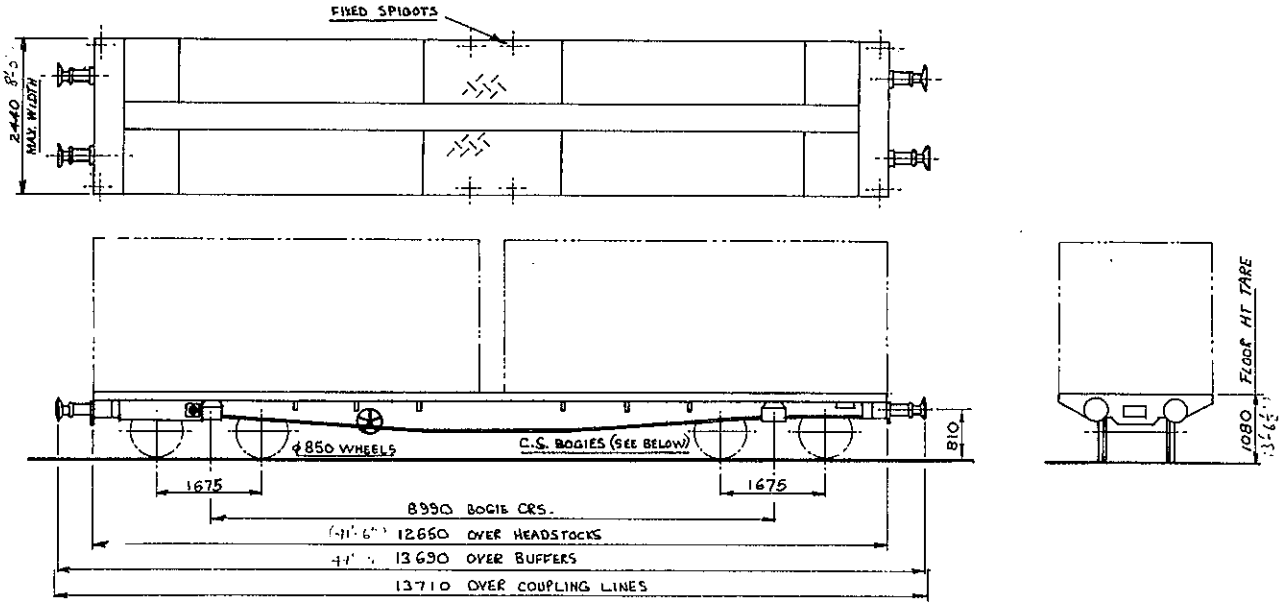

PE (FLAT) WAGONS

Description: Eight-wheeled Wagon for the conveyance of heavy machinery or heavy loading, Steel Construction, Roller Bearings, suitable for Express Freight trains.

Carrying capacity .....¶27.8 §36.0 tonnes

Average tare..... 12.8 tonnes

Inside dimensions	Imperial	Length 32′0″	Width 9′0″
	Metric (mm)	Length 9 750	Width 2 740

Unit length 2.1

Drawgear class..... D1

Diagram No. 184A

Remarks: Serial Numbers: 31609 to 31618. This class of wagon can carry a symmetrical load, but unlike the QC class wagons, its full load is not intended to be supported in the headstock areas. *Wagons have now been fitted with container spigots so they can also be used for carrying containers.*
All fitted with Auto Couplers.

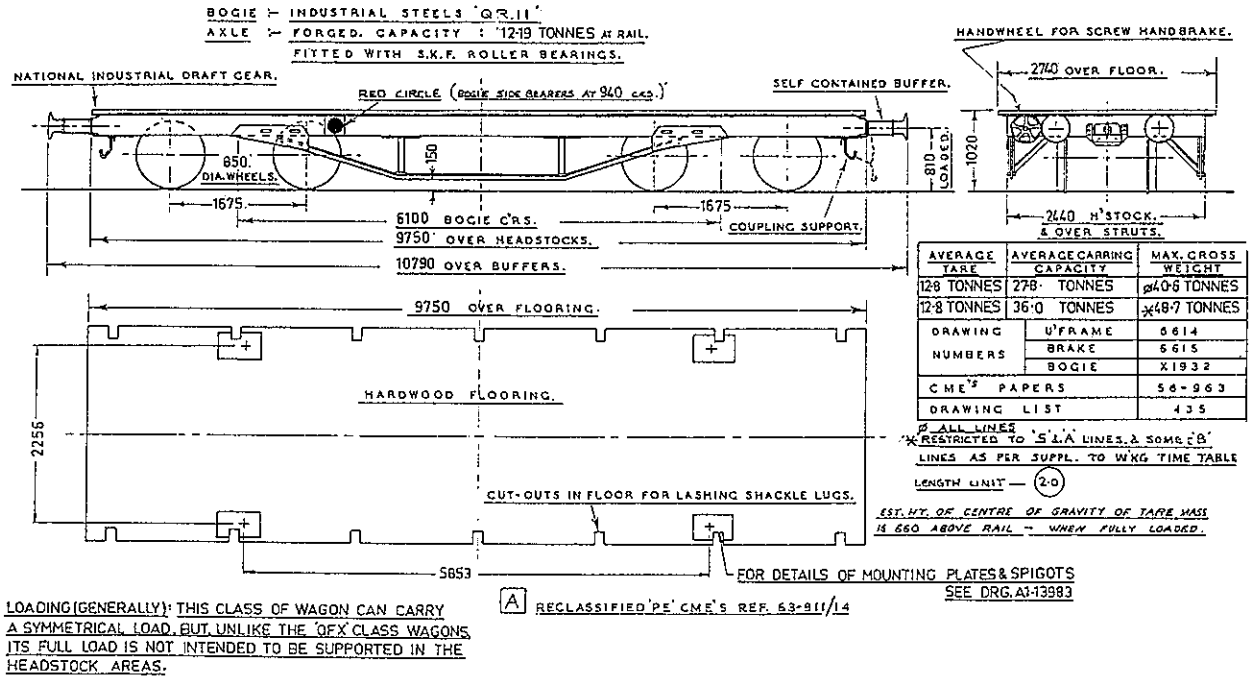

AVERAGE TARE	AVERAGE CARRING CAPACITY	MAX. GROSS WEIGHT
12·8 TONNES	27·8· TONNES	@40·6 TONNES
12·8 TONNES	36·0 TONNES	✳48·7 TONNES

DRAWING NUMBERS	U'FRAME	6614
	BRAKE	5615
	BOGIE	X1932
CME'S PAPERS		56-963
DRAWING LIST		435

PF (BULK COMMODITIES) WAGONS

Description: Eight-wheeled Bulk Commodities Wagon, Steel Construction, Plain Bearings, suitable for Express Freight trains.

Average tare		.....#13.3,	*13.1 tonnes
Gross mass		.....	36.6 tonnes
Wagon dimensions	Imperial	Length 43′0″	Loaded Height 12′6″
	Metric (mm)	Length 13 105	Loaded Height 3 810

Cubic capacity ..... 41.3 cubic metres

Unit length 2.8

Drawgear class D2

Diagram No. 271

Remarks: Serial Numbers: 34269,# When fitted with pneumatic discharge equipment for flour, etc. * When fitted with slide gates for malt, etc.

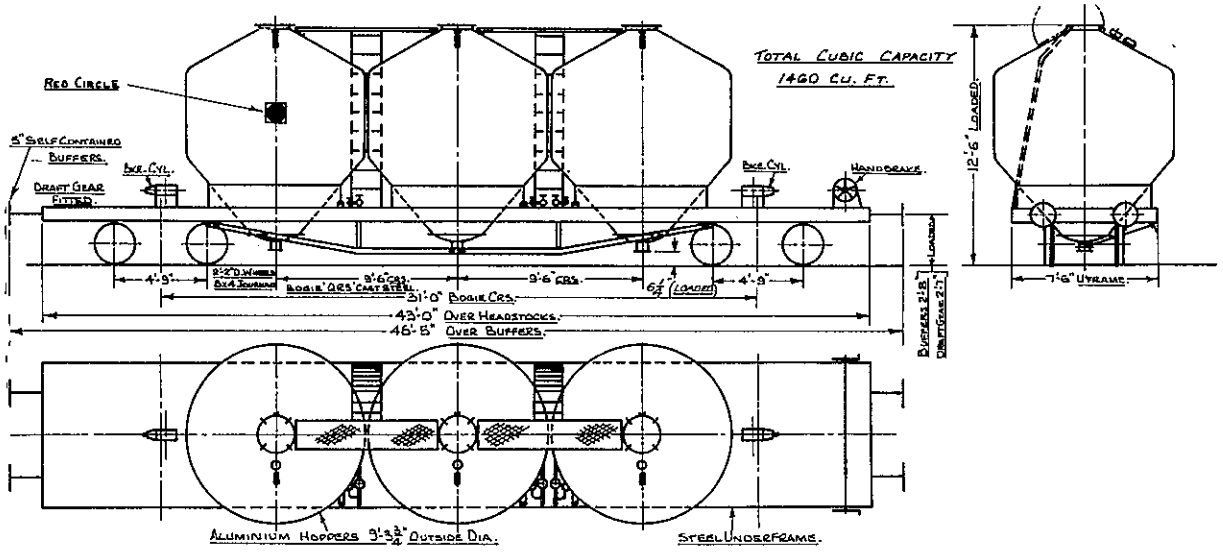

PFC AND PFCF (FLAT) WAGONS

Description: Eight-wheeled Container Wagon, Steel Construction, Plain Bearings, suitable only for Goods Trains, PFCF suitable for Express Freight trains.

Carrying capacity .....PFC 24.5, PFCF 26 tonnes

Average tare .....PFC 9.8, PFCF 8.7 tonnes

Inside dimensions	Imperial	Length 32'0"	Width 8'0"
	Metric (mm)	Length 9 750	Width 2 440

Unit length 2.1

Drawgear class D3

Diagram No. 297

Remarks: Wagons fitted with cast stell bogies (PFCF) are suitable for Express Freight. Suitable for one 20'0" Container or one QRRC or one SRC. Fixed Spigots. Some reserved for Austral Pacific Fertilizer Traffic and fitted with Tippler frame under container.

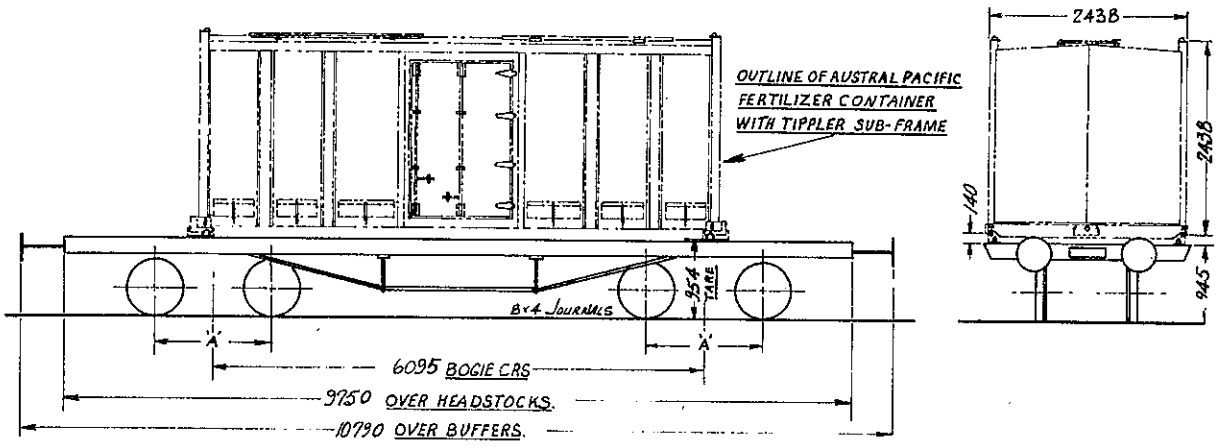

PFCC (FLAT) WAGONS

Description: Eight-wheeled Wagon fitted with Departmental bulk cement container, Steel Construction Plain Bearing, suitable for Goods trains only.

Average tare .....(without container) 10.0 tonnes, (with container)			13.7 tonnes
Gross mass			34.5 tonnes
U'frame dimensions	Imperial	Length 32'0"	Width 8'0"
	Metric (mm)	Length 9 750	Width 2 440
Cubic capacity			17.0 cubic metres
Unit length			2.1
Drawgear class			D3
Diagram No.			332

Remarks: Converted from HJS Wagon.

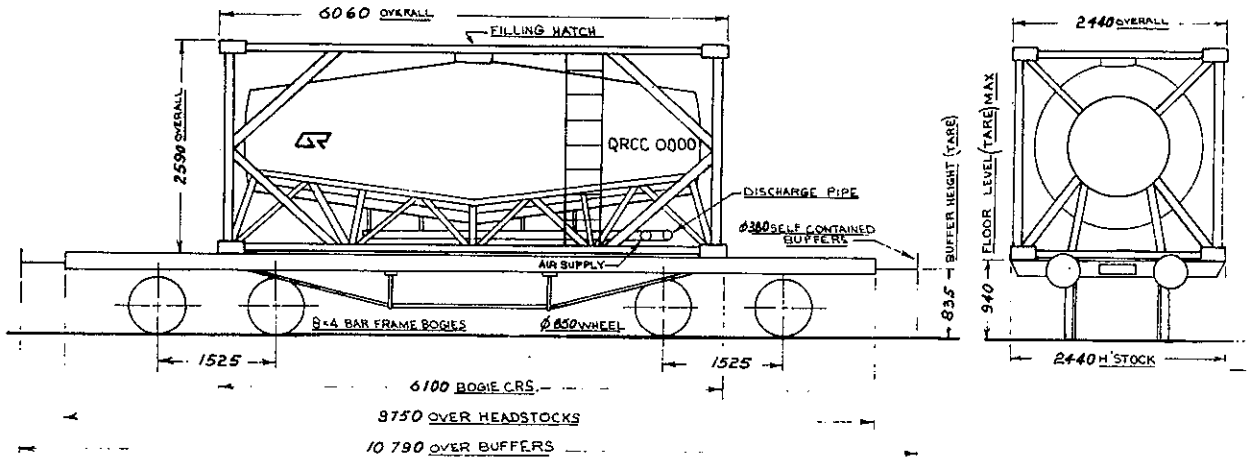

PHO, PHOS/PHOA (PLATFORM) WAGONS

Description: Eight-wheeled Platform Wagon, Steel Construction, Roller Bearings, suitable for Express Freight & Goods trains.

Average tare ..... 18.0 tonnes

Gross mass .....†63.0, §48.7, ¶40.6 tonnes

U'frame dimensions	Imperial	Length 46′3⅛	Width 8′5$^{15}/_{16}$″
	Metric (mm)	Length 14 100	Width 2 590

Unit length 3.0

Drawgear class..... D1

Diagram No. 414

Remarks: Converted from HO wagons. Some wagons are fitted with steel flooring and classified PHOS.

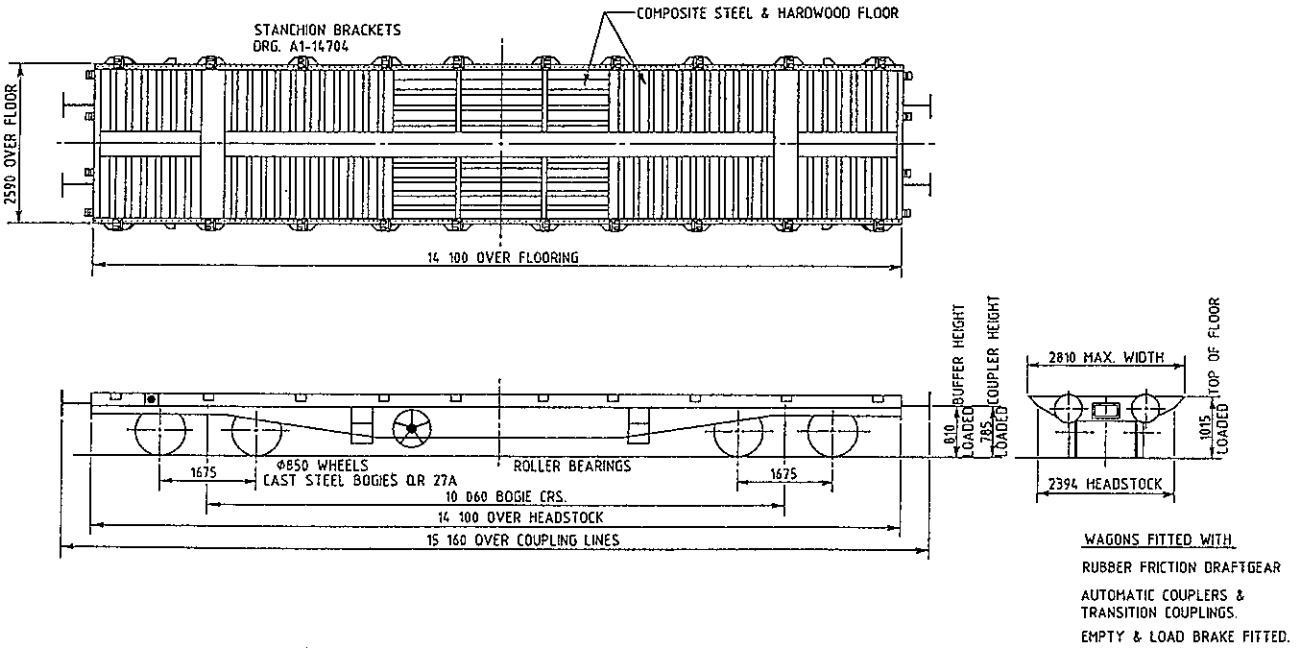

PHY (MINERAL CONCENTRATE) WAGONS

Description: Eight-wheeled wagon, Steel Construction Cast Steel Bogies, suitable for Express Freight and Goods trains.

Carrying capacity	*44.6 tonnes
Average tare	18.4 tonnes
Dimensions Metric (mm) Length 13 440 Width 2 486	
Unit length	2.9
Drawgear class	D1
Diagram No.	P469

Remarks: * Fully loaded wagons allowed to run on S and A Class lines.

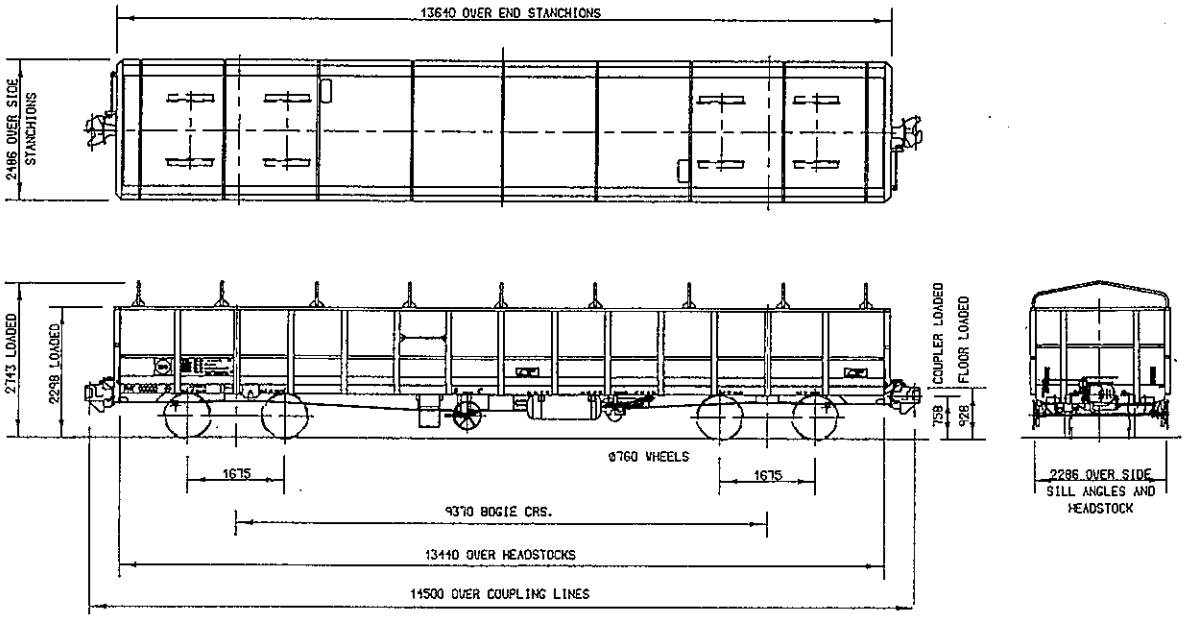

PJS/MPJS (FLAT) CONTAINER WAGONS

Description: Eight-wheeled Container Wagon, Steel Construction, Plain Bearings, suitable for Goods Trains only.

Average tare ..... 10.5 tonnes

Gross mass ..... 34.8 tonnes

Floor dimensions	Imperial	Length 32′0″	Width 8′0″
	Metric (mm)	Length 9 750	Width 2 440

Unit length 2.1

Drawgear class D3

Diagram No. 420

Remarks: Converted from HJS Wagons.
Some PJS reclassified MPJS when ends are removed and stencilled "Ipswich ↔ Moolabin Only".

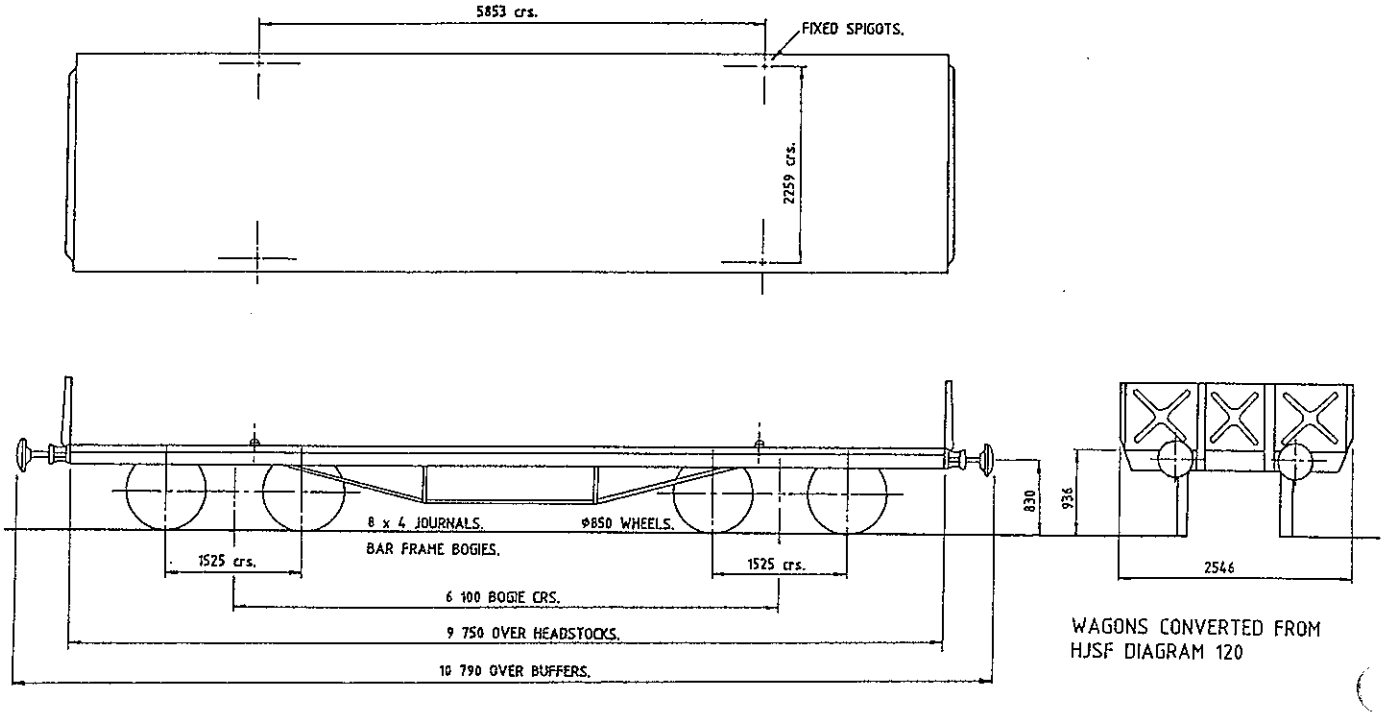

PJSF (FLAT) WAGONS

Description: Eight-wheeled Container Wagon, Steel Construction, Roller Bearings, suitable for Express Freight & Goods trains.

Average tare			9.3 tonnes
Gross mass			34.8 tonnes
Floor dimensions	Imperial	Length 32′0″	Width 8′0″
	Metric (mm)	Length 9 750	Width 2 440
Unit length			2.1
Drawgear class			D3
Diagram No.			420A

Remarks: Converted from HJSF wagon.

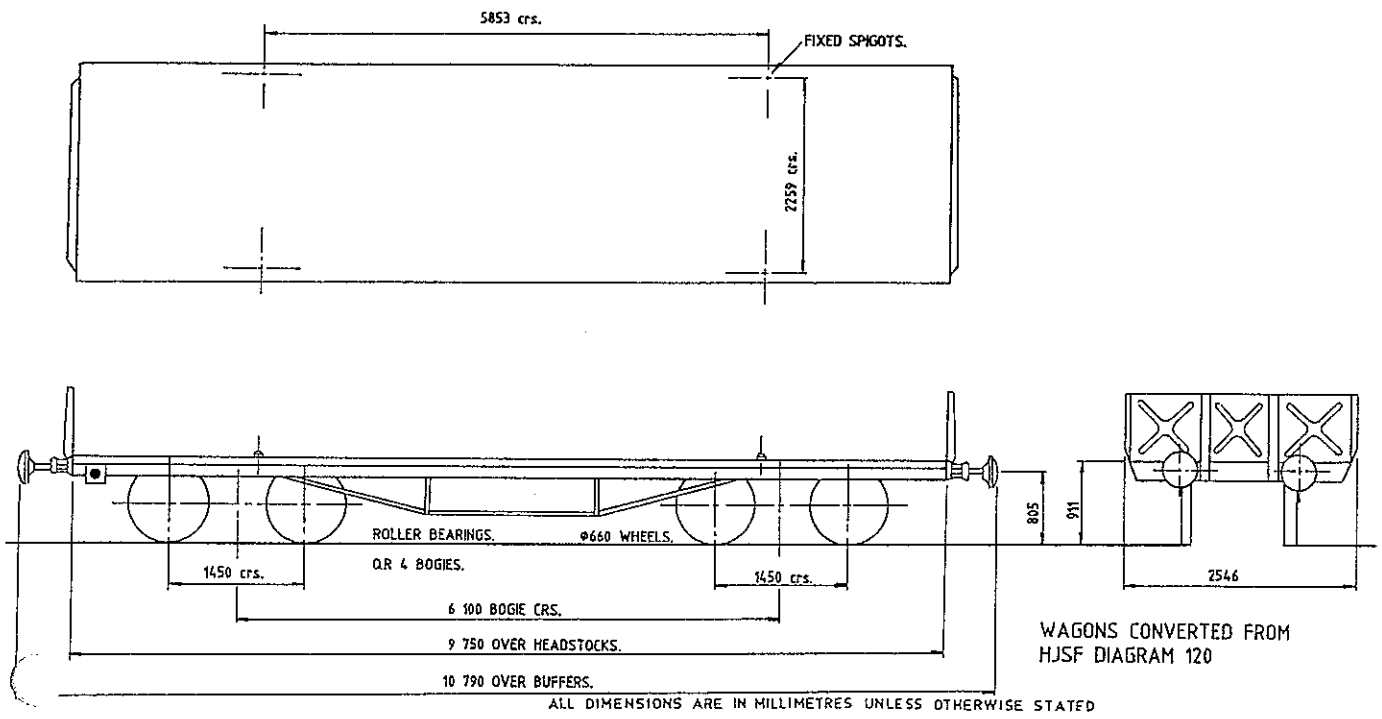

PJW (DROP CENTRE) WAGON

Description: Twelve-wheeled Drop Centre Wagon for the conveyance of large, heavy loading which cannot be carried on ordinary rollingstock, suitable for Goods trains only, Steel Construction, Plain Bearing.

Carrying capacity ..... 37.5 tonnes

Average tare ..... 17.3 tonnes

Well dimensions	Imperial	Length 16′3″	Width 7′9″
	Metric (mm)	Length 4 950	Width 2 360

Unit length 2.9

Drawgear class D3

Diagram No. 183

Remarks: PJW 30700. For allowable overloads, restrictions, etc., see wagon diagram 183 sheets 1 and 2, "General Instructions for the Acceptance and marshalling of out of gauge, exceptionally long and/or heavy loading" and "Supplement to Working Time Tables". This wagon has no Westinghouse Brake, being fitted with trainpipe and Handbrake only. Caution must be exercised during shunting.

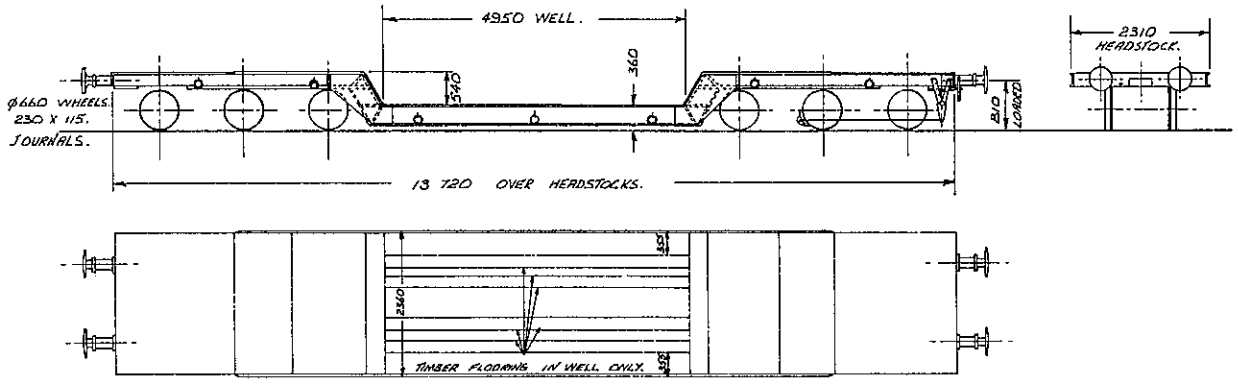

PM (TANK) WAGONS

Description: Eight-wheeled Molasses Tank Wagon, Steel Construction, Roller Bearings, suitable for Express Freight trains.

Carrying capacity	15 800 litres
Average tare	15.3 tonnes
Gross mass	37.7 tonnes

U'frame dimensions	Imperial	Length 40'0"	Width 8'6"
	Metric (mm)	Length 12 190	Width 2 590

Unit length	2.6
Drawgear class	D1
Diagram No.	404

Remarks: Converted from a BLCT Underframe.

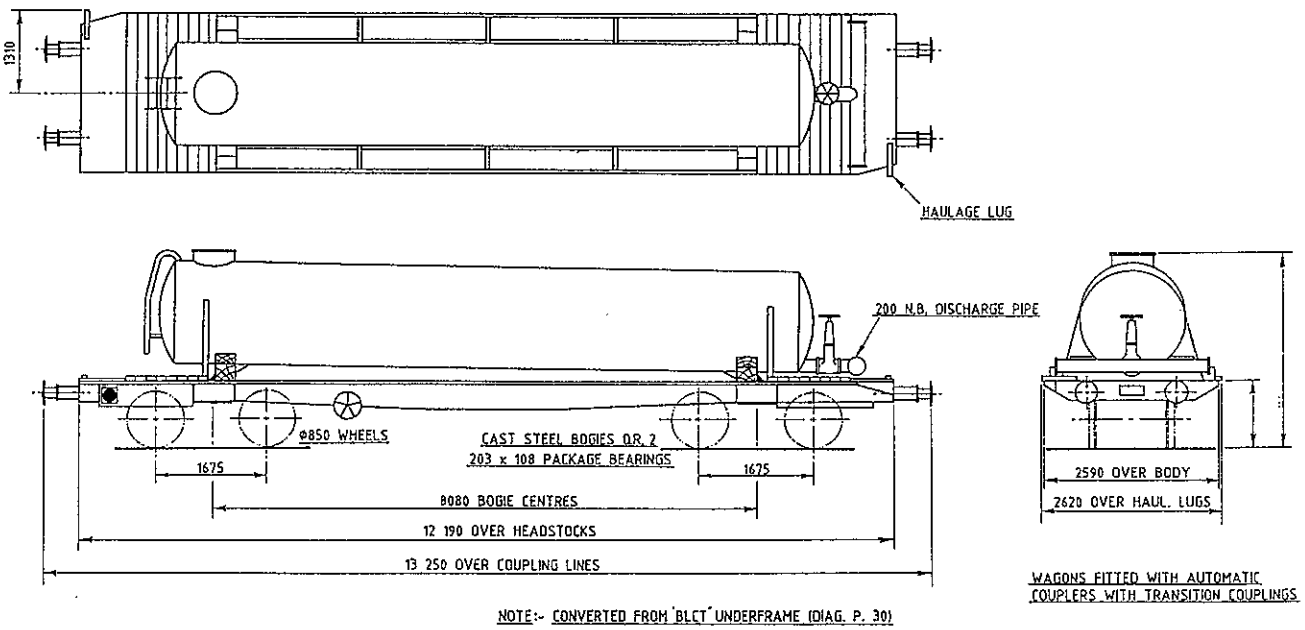

PO (PLATFORM) WAGONS

Description: Eight-wheeled, Steel Construction, Roller Bearings Platform Wagon.

Carrying capacity ..... •43.0 tonnes

Average tare ..... 20.0 tonnes

Dimensions Metric (mm) Length 16 740 Width 2 590

Unit length 3.6

Drawgear class D1

Diagram No. P463

Remarks: Converted from CLO wagon fitted with Rubber-Friction Draftgear and Automatic Couplers (• S Class lines and some A Class lines).

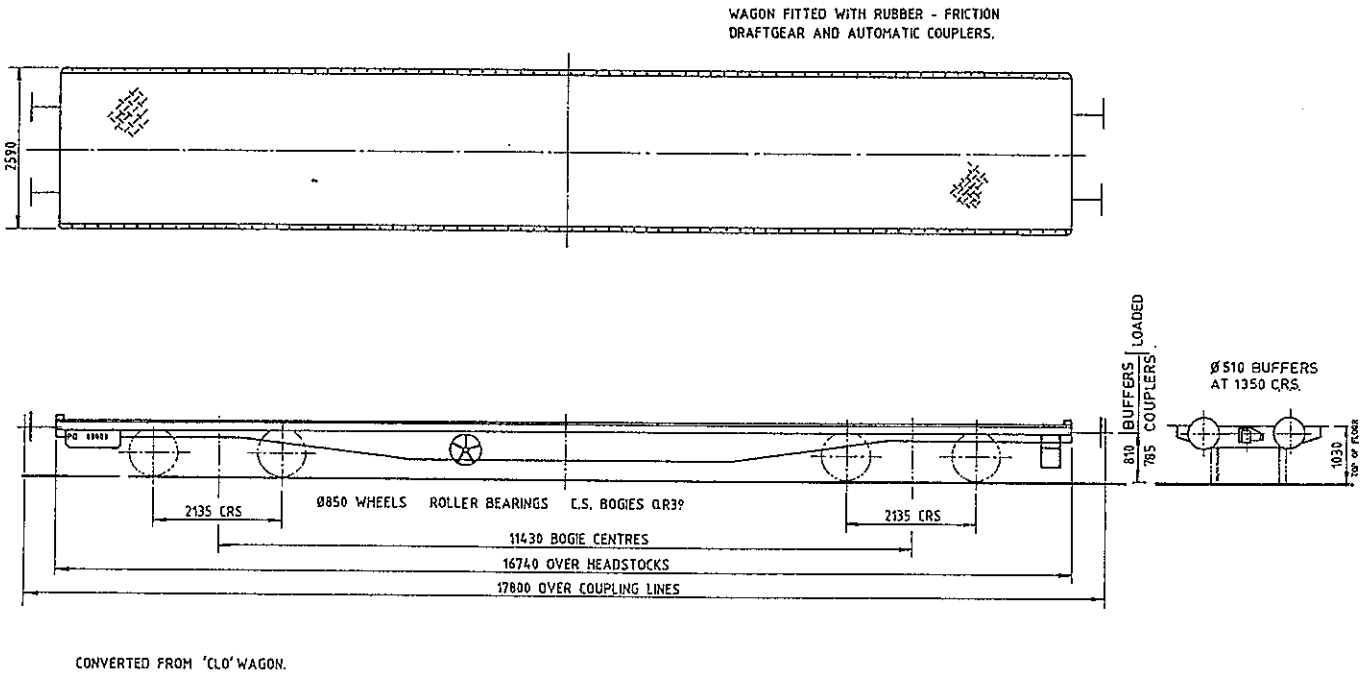

CONVERTED FROM 'CLO' WAGON.

PR WAGONS

Description: Eight-wheeled Runner Wagon, Steel Construction, suitable for Express Freight trains.

Carrying capacity	28.5 tonnes
Average tare	12.1 tonnes
Dimensions Metric (mm) Length 12 190 Width 2 590	
Unit length	2.6
Drawgear class	D1
Diagram No.	P394

Remarks: Runner Wagon converted from a BLC underframe.

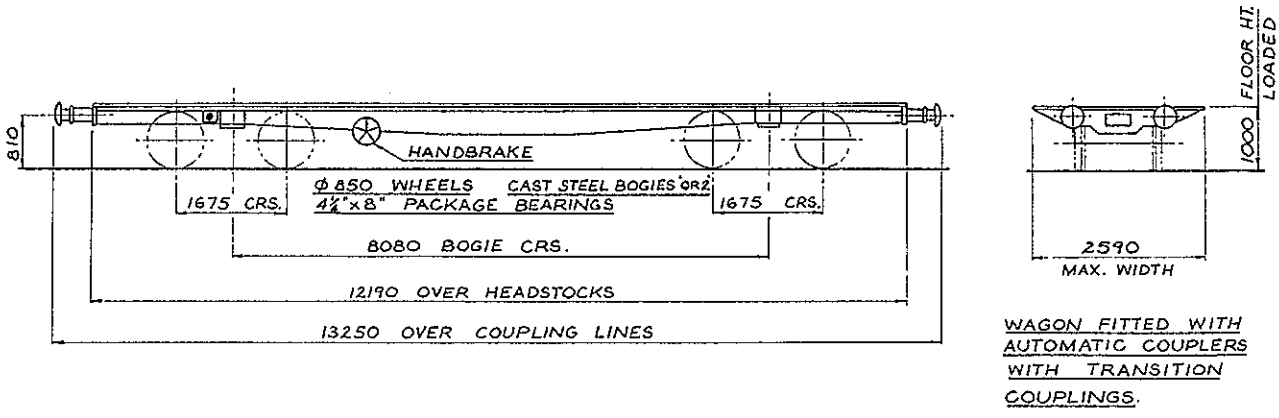

NOTE! CONVERTED FROM 'BLC' UNDERFRAME

PRB (RUNNER) WAGON

Description: Eight-wheeled Runner Wagon for Rail Recovery Gantry Train, Steel Construction, Roller Bearings, suitable for Express Freight trains.

Average tare			13.0 tonnes
Gross mass			36.6 tonnes
U'frame dimensions	Imperial	Length 40'0"	Width 8'6"
	Metric (mm)	Length 12 190	Width 2 590
Unit length			2.6
Drawgear class			D1
Diagram No.			401

Remarks: Converted from a BLC underframe. Used to carry Gantry Booms, Posts and Operators Platforms when train is in transit.

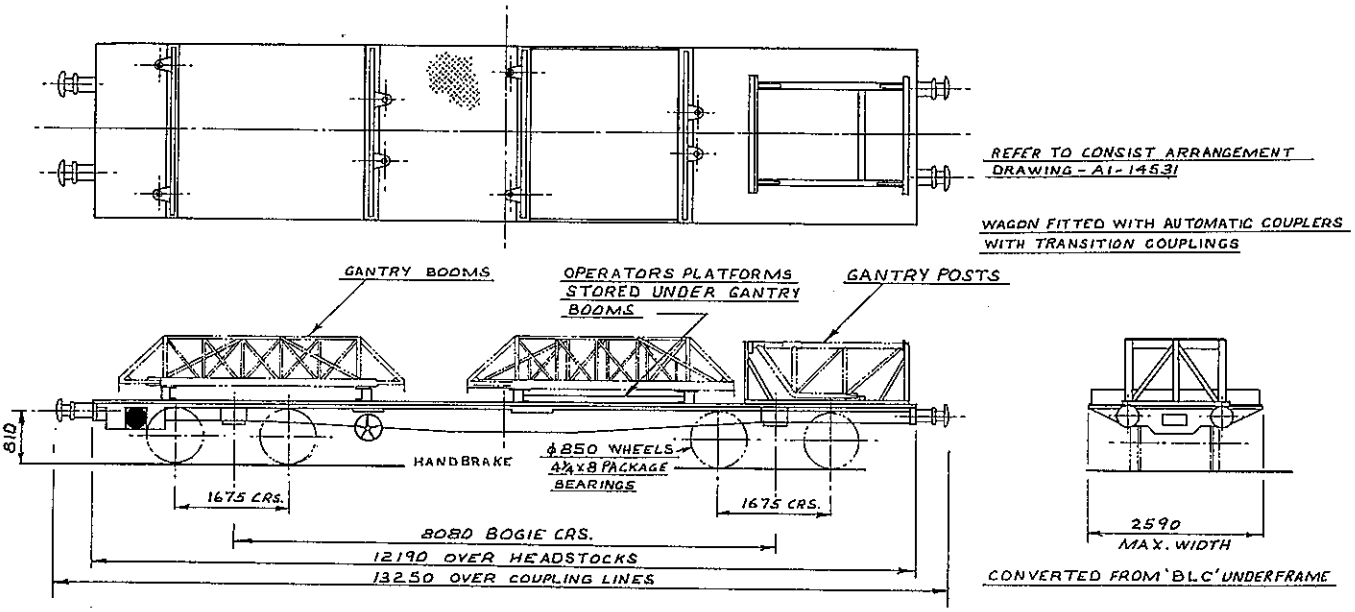

PSC (CONTAINER) WAGONS

Description: Eight-wheeled Sheep Container Wagon, Steel Construction, Roller Bearings, suitable for Express Freight & Goods trains.

Average tare	(Wagon only)	10.9 tonnes
	(Wagon & Containers)	18.6 tonnes
Gross mass		43.6 tonnes

U'frame dimensions	Imperial	Length 40'0"	Width 8'0"
	Metric (mm)	Length 12 190	Width 2 440

Unit length	2.6
Drawgear class	D1
Diagram No.	445

Remarks: Converted from WHET wagons & fitted with two Sheep Containers.

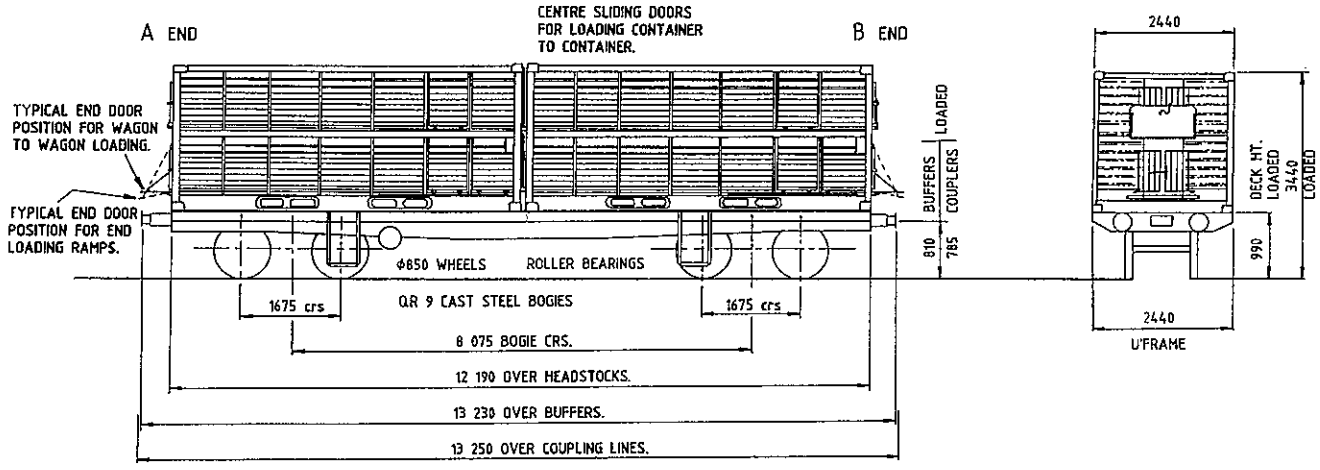

PST (SAND) CONTAINER

Description: Eight-wheeled Sand Container Wagon with pneumatic discharge, Steel Construction, Roller Bearings, suitable for Express Freight & Goods trains.

Average tare	18.3 tonnes
Gross mass	40.6 tonnes
Inside dimensions Imperial	Length 40′0″ Width 8′6″
Inside dimensions Metric (mm)	Length 12 190 Width 2 590
Cubic capacity	12 cubic metres
Unit length	2.6
Drawgear class	D1
Diagram No.	89C

Remarks: PST 30990 used to convey dry sand to Pring Diesel Shed. Based on BLC Underframe.

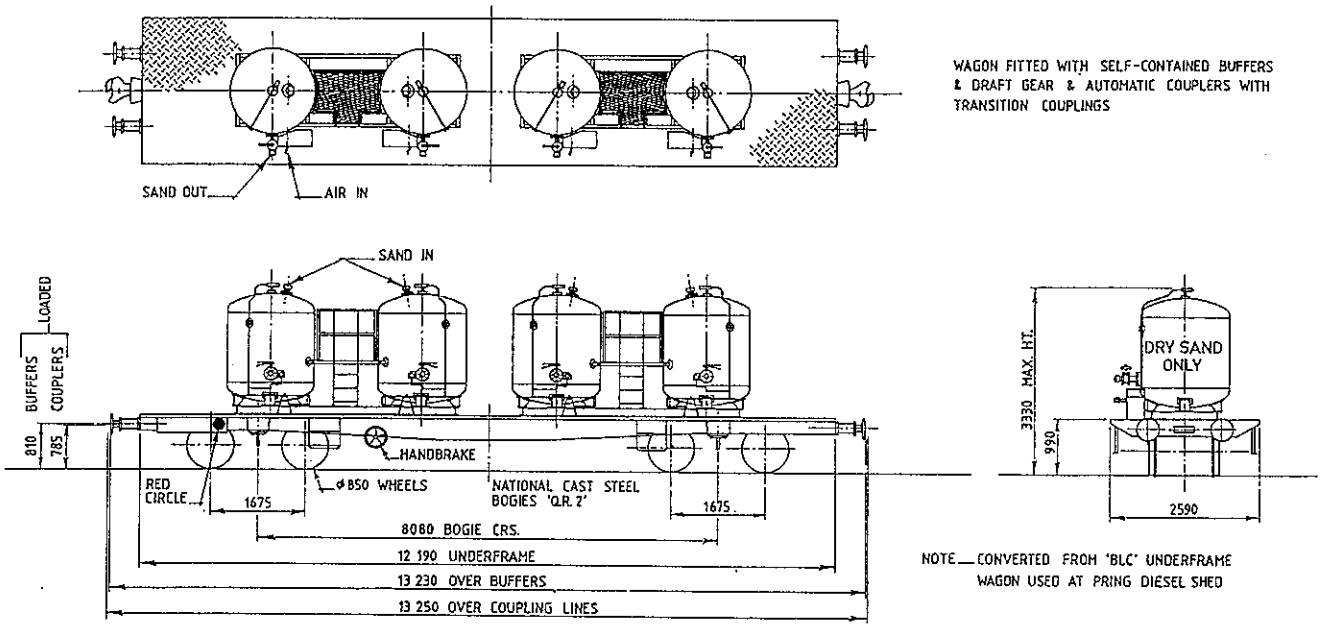

PST (SAND CONTAINER) WAGONS

Description: Eight-wheeled Sand Container Wagon with pneumatic discharge, Steel Construction, Roller Bearings, suitable for Express Freight and Goods trains.

Average tare	19.1 tonnes
Gross mass	40.6 tonnes
Inside dimensions Imperial	Length 40′0″ Width 8′6″
Inside dimensions Metric (mm)	Length 12 190 Width 2 590
Cubic capacity	12 cubic metres
Unit length	2.6
Drawgear class	D1
Diagram No.	89D

Remarks: PST 30998 used to convey dry sand to Toowoomba Diesel Shed. PST 44998 used to convey dry sand to Callemondah Diesel Shed. PST 44999 used to convey dry sand to Jilalan Diesel Shed. Based on BLC Underframe and fitted with Main Reservoid and Shop Air Supply.

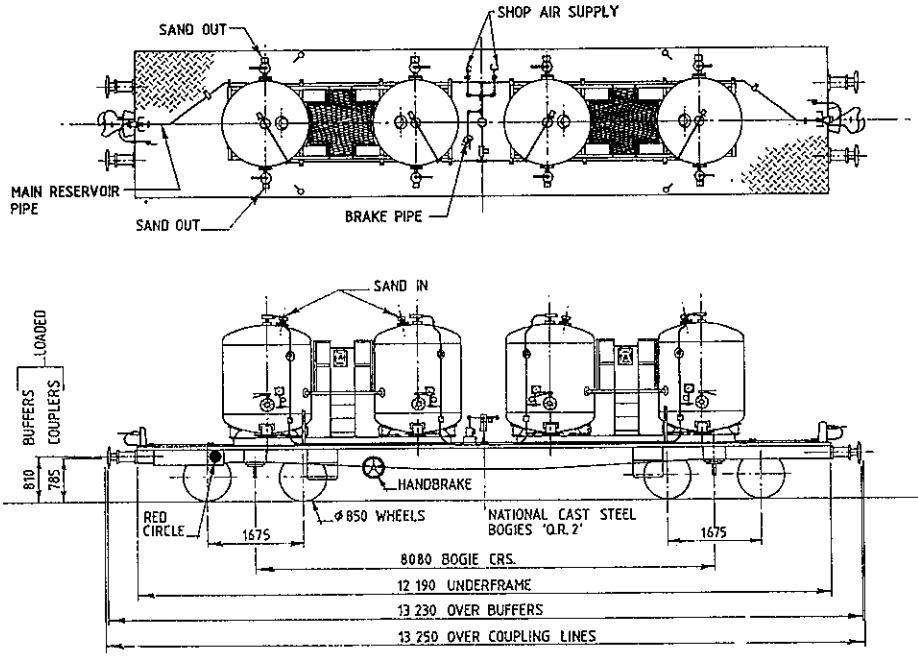

WAGON FITTED WITH SELF-CONTAINED BUFFERS & DRAFT GEAR & AUTOMATIC COUPLERS WITH TRANSITION COUPLINGS

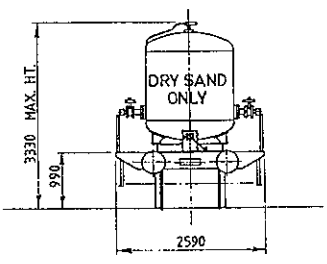

NOTE — CONVERTED FROM 'BLC' UNDERFRAME
WAGON 30998 USED AT TOOWOOMBA DIESEL SHED.
WAGON 44998 USED AT CALLEMONDAH DIESEL DEPOT.
WAGON 44999 USED AT JILALAN DIESEL DEPOT.

PT (FLAT) WAGON

Description: Eight-wheeled Flat Wagon for carrying two Transformers, Steel Construction, Roller Bearings, suitable for Express Freight trains.

Carrying capacity .....(2 transformers)		25.6 tonnes
Average tare		9.5 tonnes
U'frame dimensions	Imperial Length 32'0" Width 7'6"	
	Metric (mm) Length 9 750 Width 2 285	
Unit length		2.1
Drawgear class		D1
Diagram No.		411

Remarks: Converted from a PCET wagon.

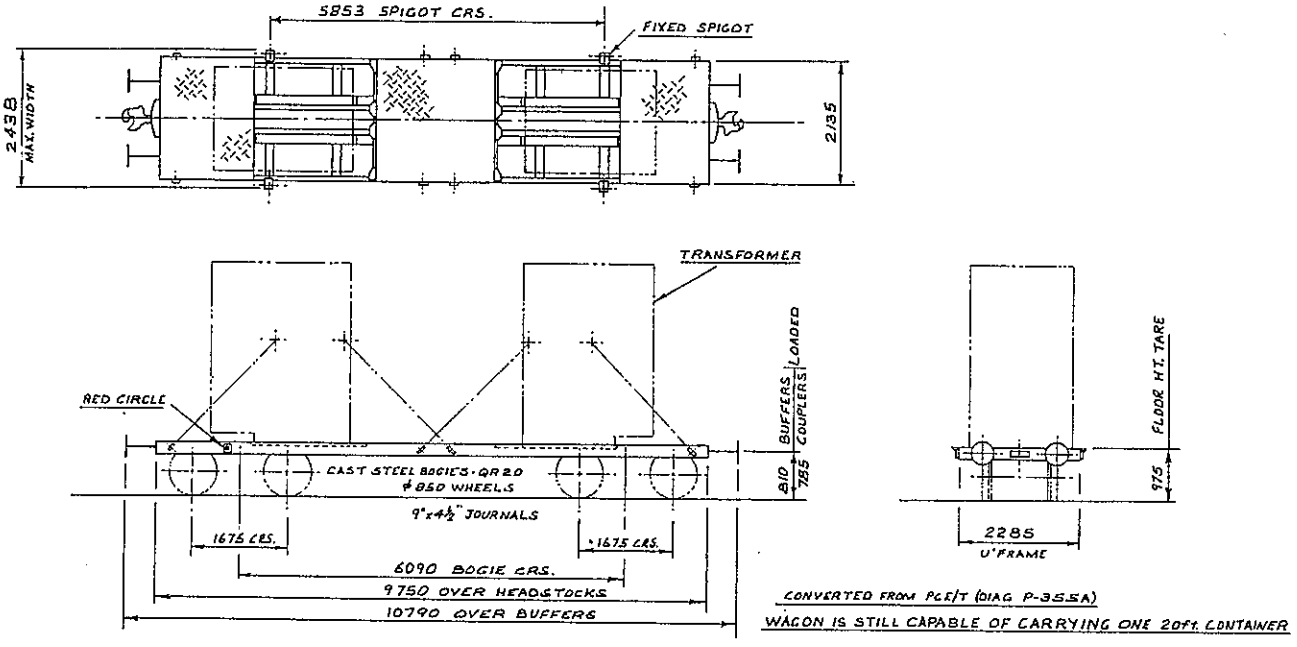

PTM (MOLASSES) WAGONS

Description: Eight-wheeled Molasses Tank Wagon, Steel Construction, some fitted with Roller Bearings, suitable for Goods trains only (see remarks).

Average tare	Small Tank	12.8	tonnes
	Large Tank	14.8	
Gross mass		36.0	tonnes
Unit length		2.1	
Drawgear class		D3	
Diagram No.		419	

Remarks: These wagons consist of a bulk Molasses Tank mounted on a steel HJS or HJCF Underframe.
These wagons vary in tare mass because of the large variations in dimensions of the bulk tanks and in the type of bogies fitted, e.g., bar frame (plain bearings), QR.4 cast steel (plain or package bearings), or QR.20A cast steel (roller bearings).
The wagons retain the running numbers of the HJS wagons from which they were converted.
The red circle classification, i.e. suitable for Express Freight, will only apply to PTM wagons with cast steel friction snubbed bogies.

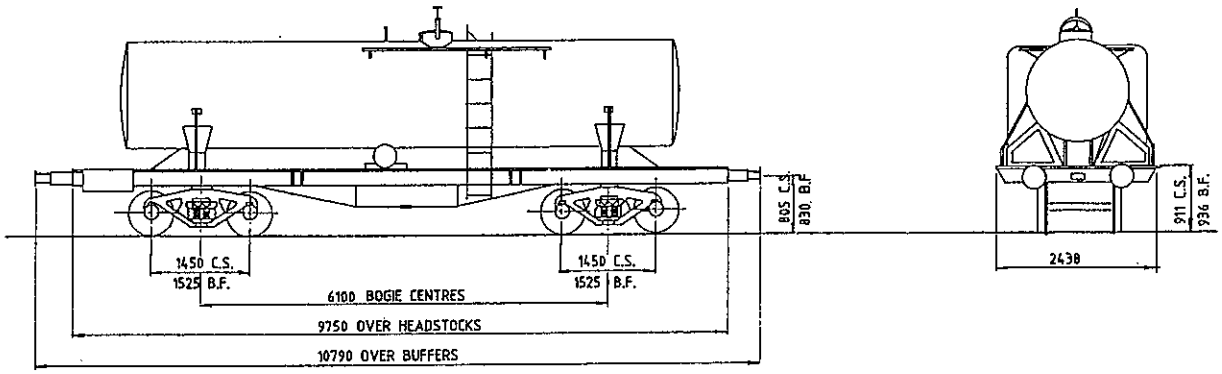

PW WAGONS

Description: Eight-wheeled, Steel Construction, Roller Bearing Loco Bogie Wagon.

Carrying capacity ..... 26.2 tonnes

Average tare ..... 13.8 tonnes

Dimensions Metric (mm) Length 12 190 Width 2 440

Unit length 2.6

Drawgear class D1

Diagram No. P455

Remarks: Loco Bogie wagon converted from WHE wagon.

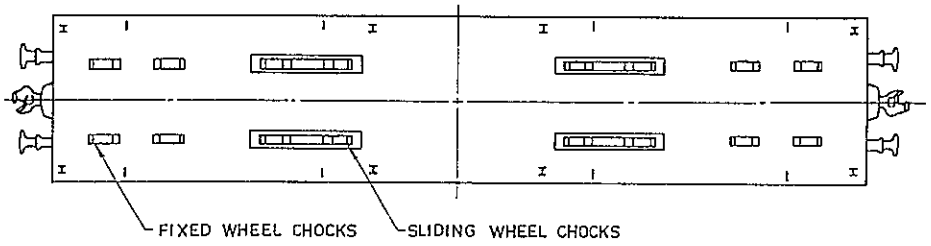

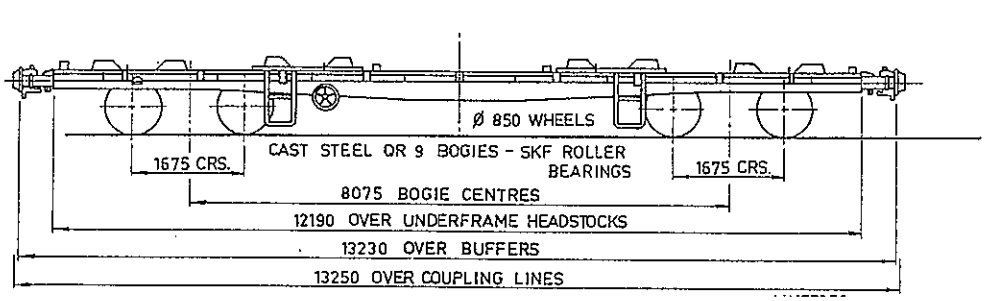

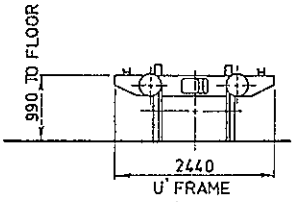

PWA WAGONS

Description: Eight-wheeled, Steel Construction Flat Top Wagon, suitable for Express Freight trains.

Carrying capacity	29.7 tonnes
Average tare	10.0 tonnes
Dimensions Metric (mm) Length 12 190 Width 2 290	
Unit length	2.6
Drawgear class	D3
Diagram No.	P454

Remarks: Utilised in the Pineapple traffic, converted from WHA wagon.

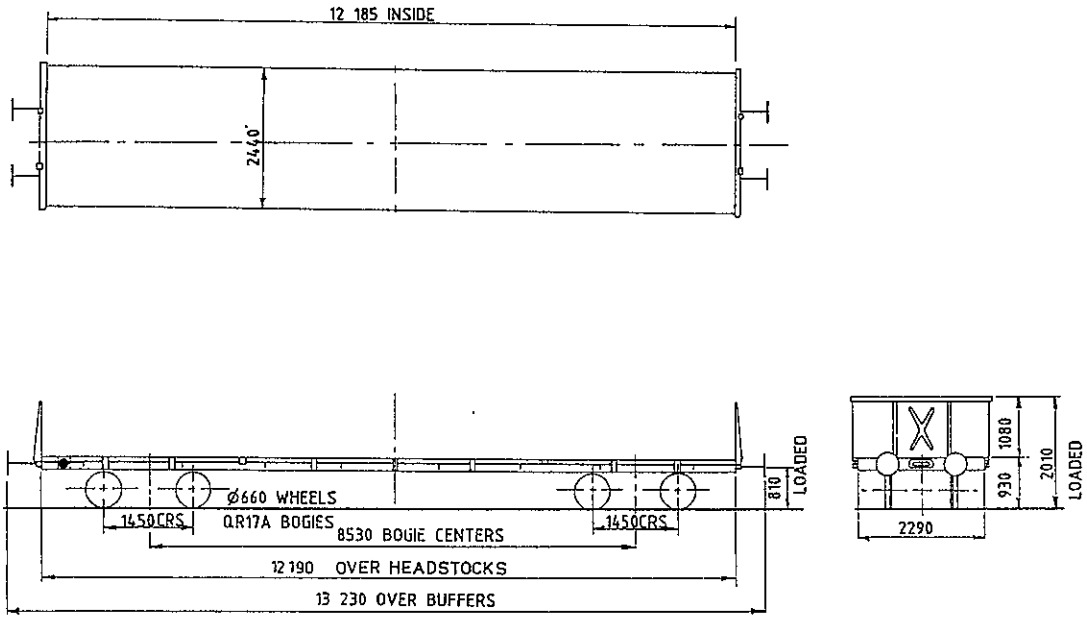

PWE (DROP CENTRE) WAGONS

Description: Four-wheeled Drop Centre Wagons (Electrification Work train), Steel Construction, Plain Bearings, suitable for Goods trains only.

Carrying capacity	13.1 tonnes
Average tare	6.9 tonnes

Well dimensions	Imperial	Length 12′0″	Width 7′9″
	Metric (mm)	Length 3 660	Width 2 360

Unit length	1.6
Drawgear class	D4
Diagram No.	351

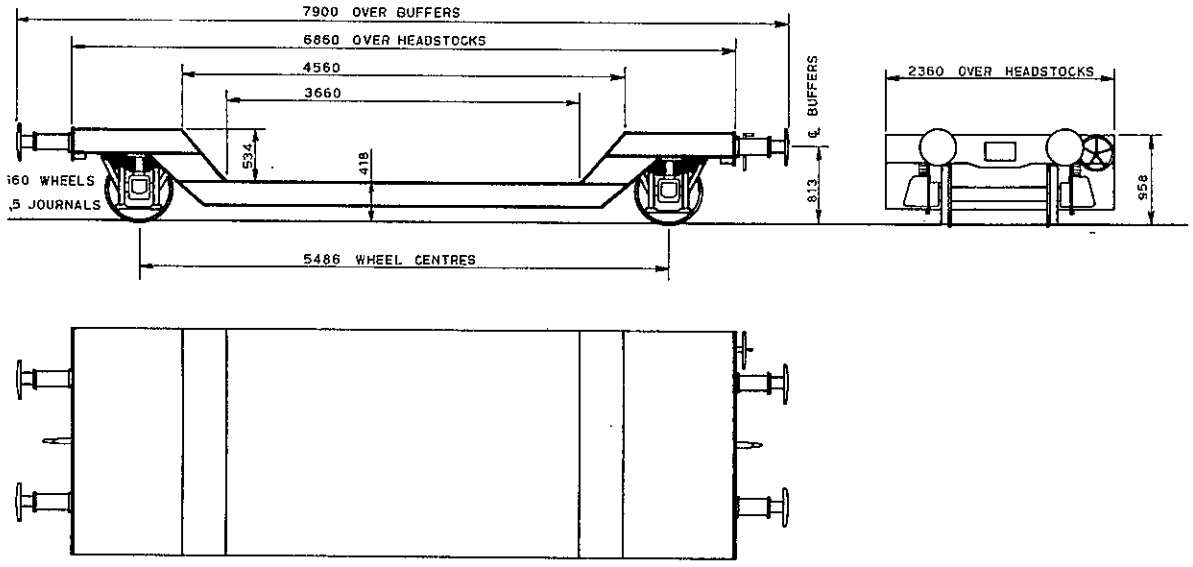

PWH WAGONS

Description: Eight-wheeled, Steel Construction Flat Top Wagon, suitable for Express Freight trains.

Carrying capacity	29.2 tonnes
Average tare	11.4 tonnes
Dimensions Metric (mm) Length 12 190 Width 2 440	
Unit length	2.6
Drawgear class	D1
Diagram No.	P453

Remarks: Utilised in the Pineapple Traffic, converted from WHET wagon.

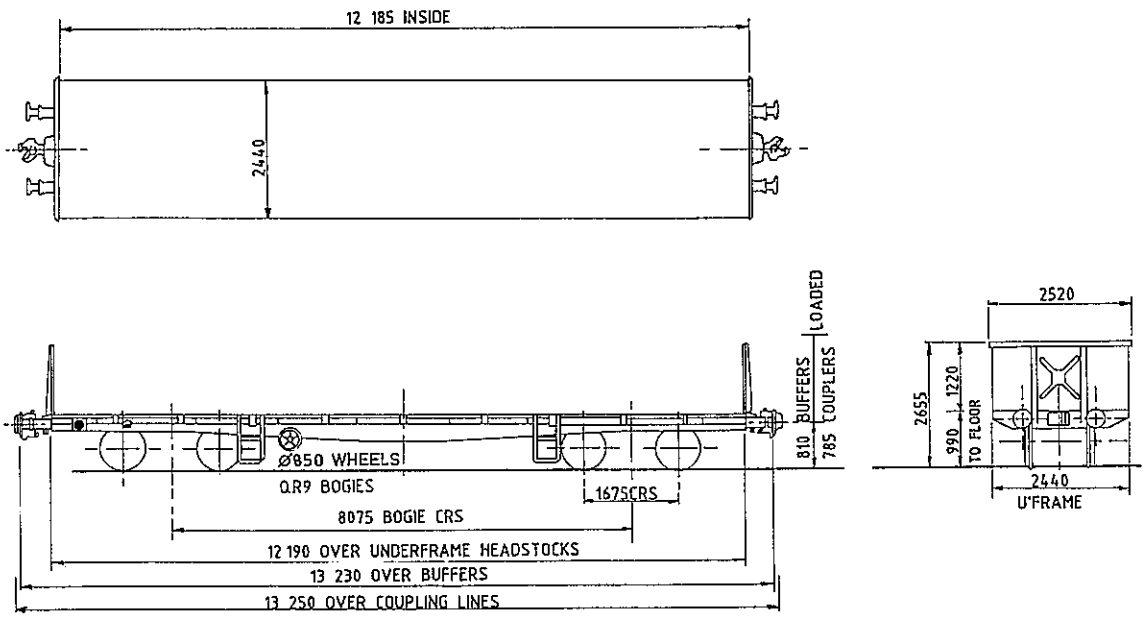

PWZT (DROP CENTRE) WAGON

Description: Sixteen-wheeled Drop Centre Wagon for conveyance of very large, heavy, and out-of-gauge loading, Steel Construction, Roller Bearing, suit for Express Freight trains when empty.

Average tare			27.3 tonnes
Well dimensions	Imperial	Length 19'4"	Width 7'7"
	Metric (mm)	Length 5 890	Width 2 310
Unit length			4.1
Drawgear class.....			D1
Diagram No.			184

Remarks: PWZT 31608, used for the conveyance of heavy machinery and loading. Requests for the use of this wagon must be made to the O/C out-of-gauge Loading C/o G.M. Freight Operations Brisbane. See "General Instructions for the Acceptance and marshalling of out of gauge, Exceptionally Long and or heavy Loading" and "Supplement to Working Time Tables" and abovementioned diagrams for general conditions of loading and travel.

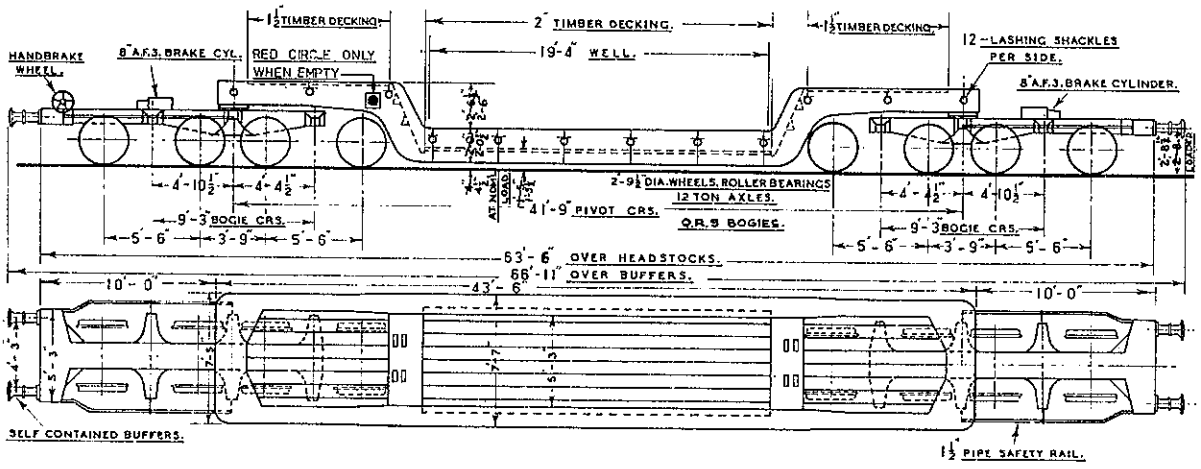

PWZT (FLAT) WAGONS

Description: Sixteen-wheeled Drop Centre Wagon for the conveyance of very large heavy and out-of-gauge loading, Steel Construction, Roller Bearing, suitable for Express Freight trains when empty.

Average tare			31.2 tonnes
Inside dimensions	Imperial	Length 19'3"	Width 7'7"
	Metric (mm)	Length 5 865	Width 2 310
Unit length			4.1
Drawgear class			D1
Diagram No.			333

Remarks: PWZT 38287. Requests for the use of this wagon must be made to the O/C Out-of-Gauge Loading C/o G.M. Freight Operations Brisbane. See "General Instructions for the acceptance and marshalling of out of Gauge, Exceptionally long and or Heavy Loading" and "Supplement to Working Time Tables", and abovementioned diagrams, for general conditions of Loading and travel.

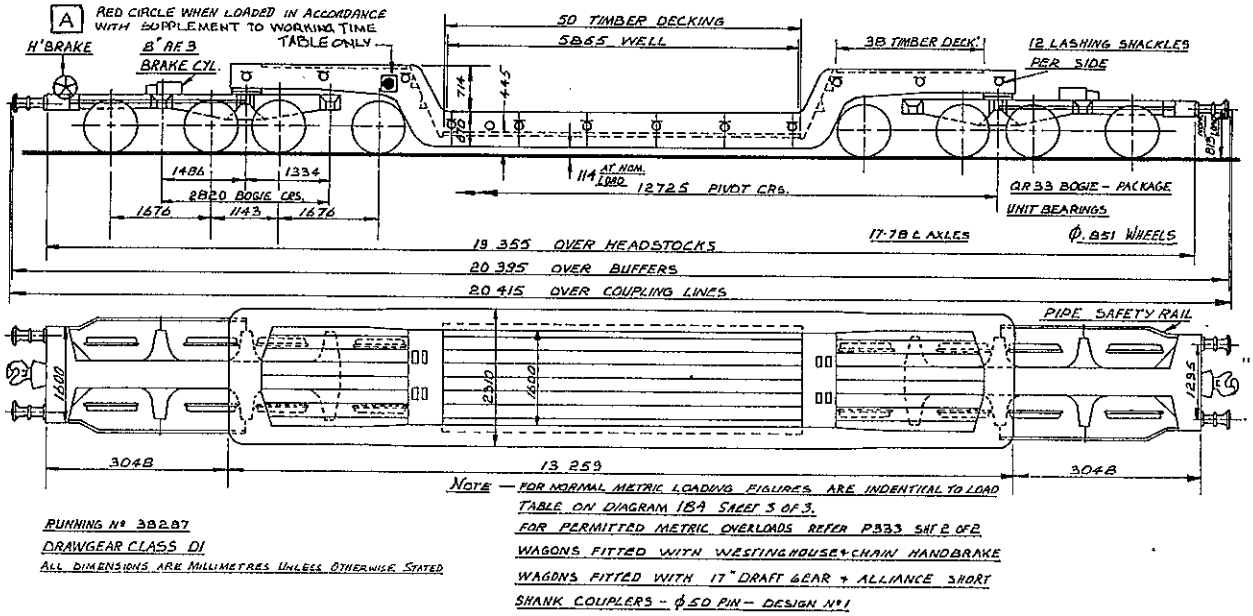

PYC/PYCC/PYCL/PYCM (FLAT) WAGONS

Description: Eight-wheeled Platform and Container Wagon, Steel Construction, Roller Bearing, suitable for Express Freight trains.

Carrying capacity .....§34.8, ¶26.6 tonnes

Average tare ..... 14.0 tonnes

Wagon dimensions	Imperial	Length 40′0″	Width 8′2¾″
	Metric (mm)	Length 12 190	Width 2 510

Unit length 2.6

Drawgear class D1

Diagram No. 319

Remarks: Serial Numbers: 39202 to 39251; 39025 to 39074; 38405 to 38454; and 37619 to 37668. Can carry 4 sugar boxes. Some wagons reclassified PYCL when fitted with special "High Li Twistlocks for Transiflat Containers. Equipped with retractable twistlocks. Can carry two 20′ or one 40′ or one 37′ Transiflat or one QRRC or one SRC. Some wagons have had uncoupling rods and brackets modified for Mackay Sugar Traffic. These wagons have been reclassified PYCM.
Some PYCM not required for Mackay Sugar Traffic are restencilled PYCC.
PYC 37653 & 38436 have been fitted with Power Containers and reclassified PYCR wagons. These 2 wagons are stencilled red diamond stock and are suitable for Passenger trains.

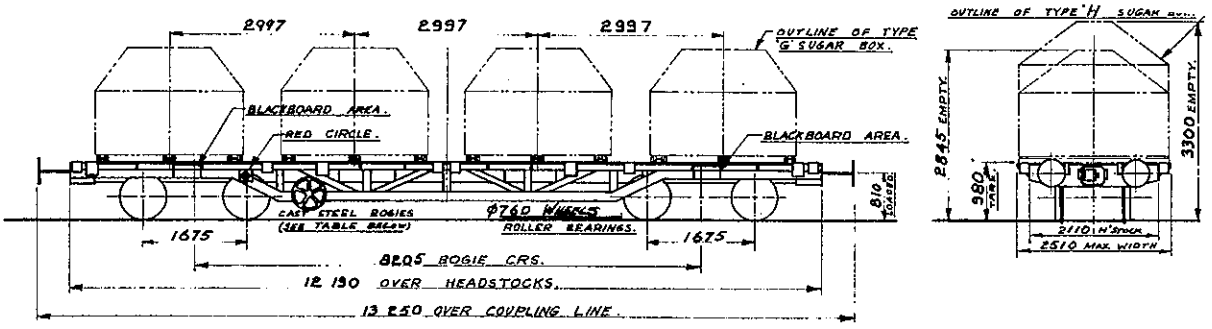

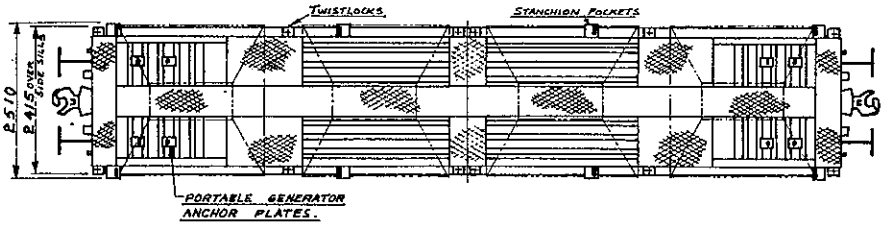

PYCR (FLAT) WAGONS

Description: Eight-wheeled Platform & Container Wagon with Electric Feeders, Steel Construction, Roller Bearings, suitable for Express Freight & Passenger trains.

Average tare				13.9 tonnes
Gross mass				22.7 tonnes
Floor dimensions	Imperial	Length 40′0″	Width 7′11″	
	Metric (mm)	Length 12 190	Width 2 415	
Unit length				2.6
Drawgear class				D1
Diagram No.				383

Remarks: Converted from PYC class, can carry one 6 100mm (20′) Power Container class QRPC.

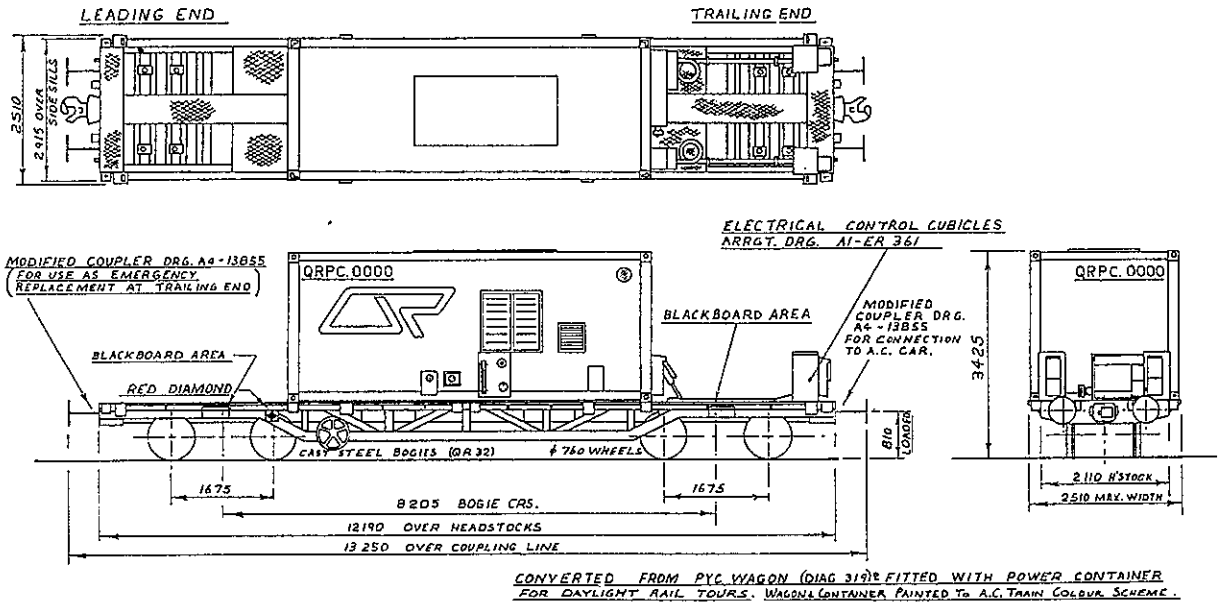

QC/QCA (CONTAINER) WAGONS

Description: Eight-wheeled Container Wagon, Steel Construction, Roller Bearings, suitable for Express Freight & Goods trains.

Average tare ..... 17.5 tonnes

Gross mass .....†63.0, §48.7, ¶40.6 tonnes

Floor dimensions	Imperial	Length 50′0″	Width 9′0¼″
	Metric (mm)	Length 15 240	Width 2 750

Unit length 3.3

Drawgear class..... D1

Diagram No. 413

Remarks: Converted from QFC wagons.
QCA wagons are QC wagons with buffers removed.

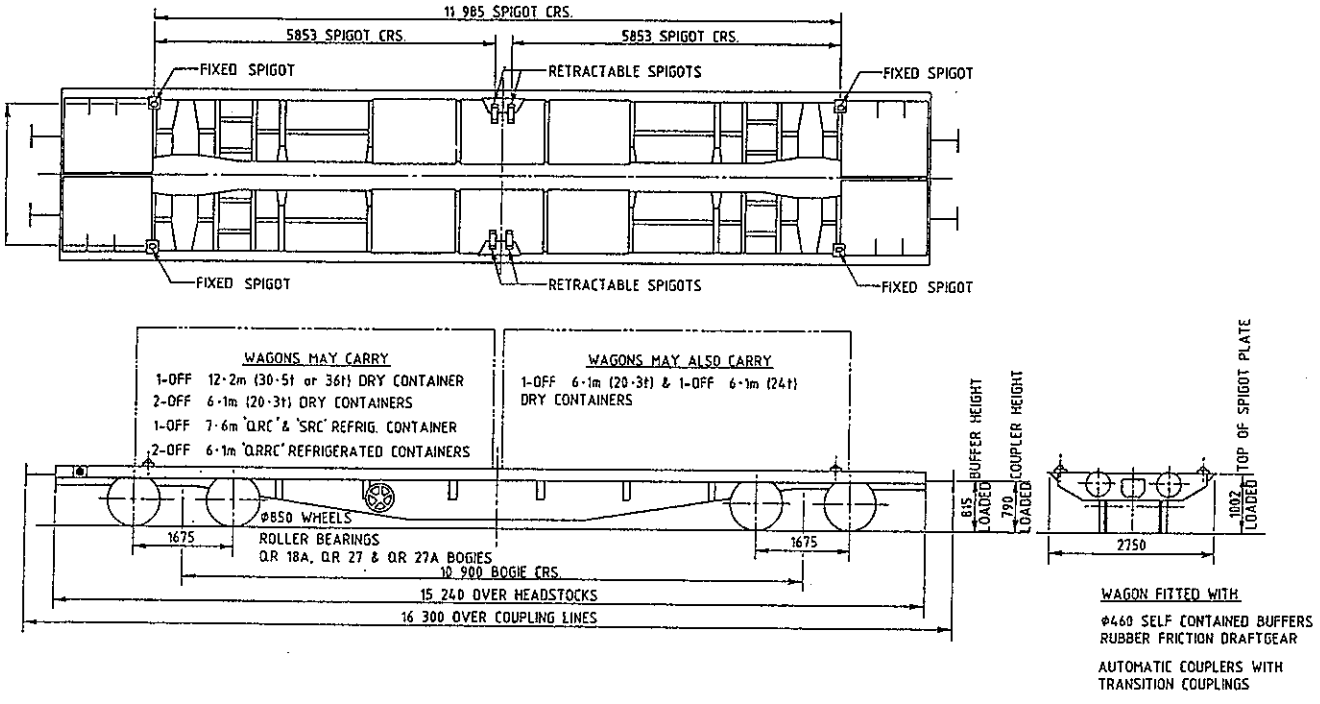

QFC/QFCA (FLAT) WAGONS

Description: Eight-wheeled Platform and Container Wagon, Steel Construction, Roller Bearings, suitable for Express Freight trains.

Carrying capacity	†42.8, §28.6,	¶20.4 tonnes
Average tare	(without container)	20.2 tonnes

Floor dimensions	Imperial	Length 50′0″	Width 9′4″
	Metric (mm)	Length 15 240	Width 2 845

Unit length	3.3
Drawgear class	D1
Diagram No.	278

Remarks: Serial Numbers: 38555 to 38654; 37879 to 37953; 36676 to 36725; 35660 to 35809; and 34424 to 34498. QFC fitted with removable spigots, and suitable for carrying one 40′ or two 20′ or two QRRC or one SRC. QFCA wagons are QFC wagons with buffers removed.

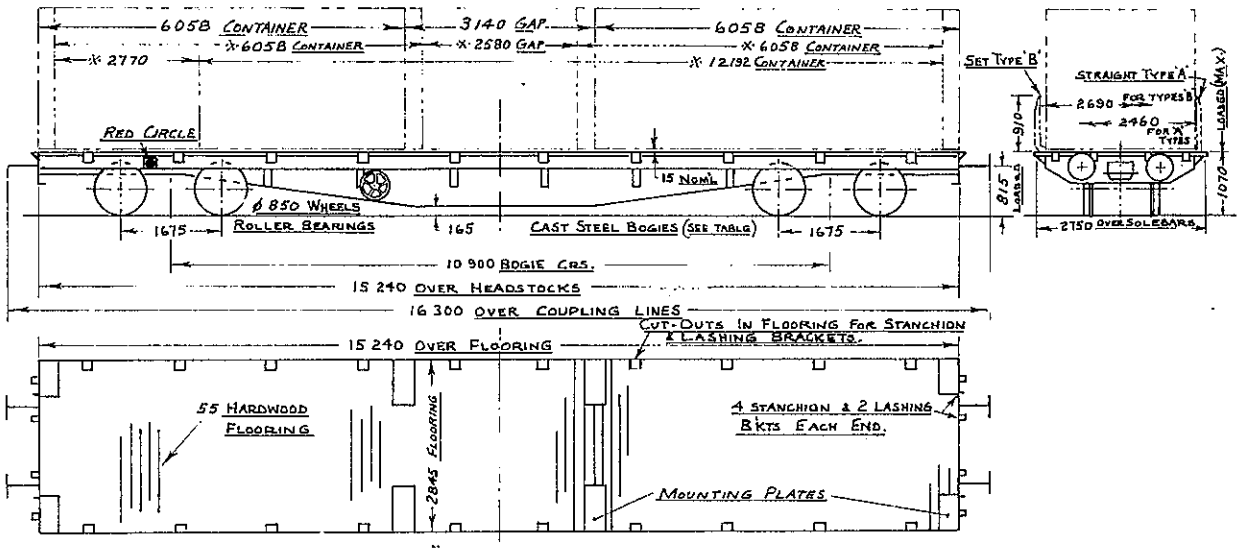

QFCR (FLAT) WAGONS

Description: Eight-wheeled Platform and Container Wagon with Electric Feeders, Steel Construction Roller Bearings, suitable for Express Freight and Goods trains.

Carrying capacity	¶20.4, §28.6	†42.8 tonnes
Average tare		20.1 tonnes

Floor dimensions	Imperial	Length 50′0″	Width 9′4″
	Metric (mm)	Length 15 240	Width 2 845

Unit length	3.3
Drawgear class	D1
Diagram No.	295

Remarks: Converted from QFC and QFX classes. Can carry one 12 200 mm (40′) Container, or two 6 100 mm (20′) Containers or two QRRC or one SRC Container. Removable spigots.

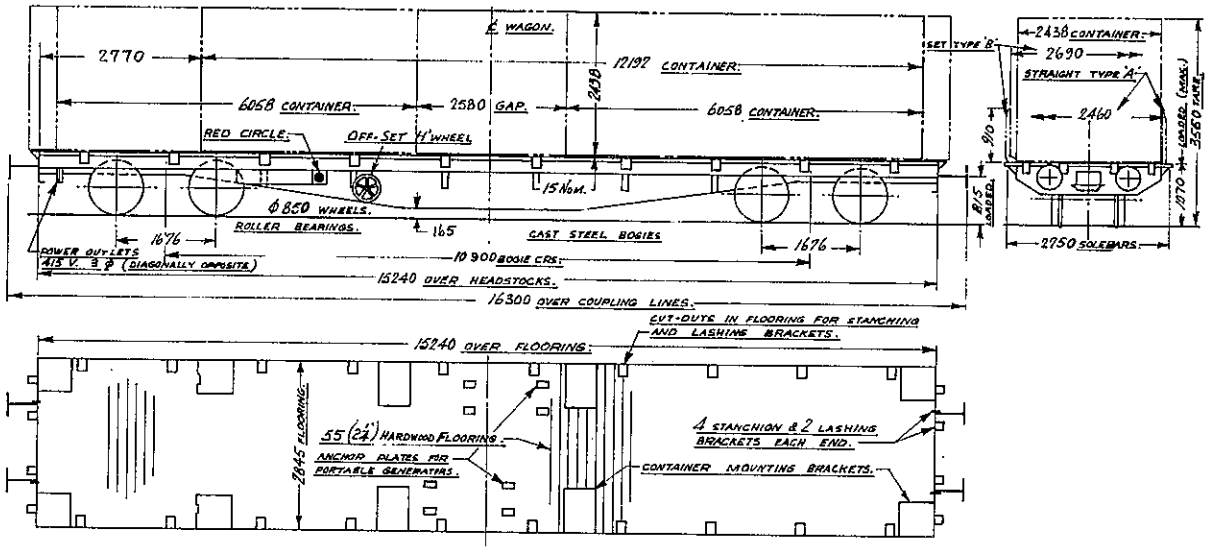

QFP (FLAT) WAGONS

Description: Eight-wheeled Bulk Cement Container Wagon, Steel Construction, Roller Bearings, suitable for Express Freight and Goods trains.

Carrying capacity	¶18.2, §26.3, †Cement 37, Fly Ash	33 tonnes
Average tare		22.5 tonnes
Floor dimensions	Imperial Length 50′0″ Width 9′4″ Metric (mm) Length 15 240 Width 2 845	
Unit length		3.3
Drawgear class		D2
Diagram No.		362

Remarks: Converted from QFX class.

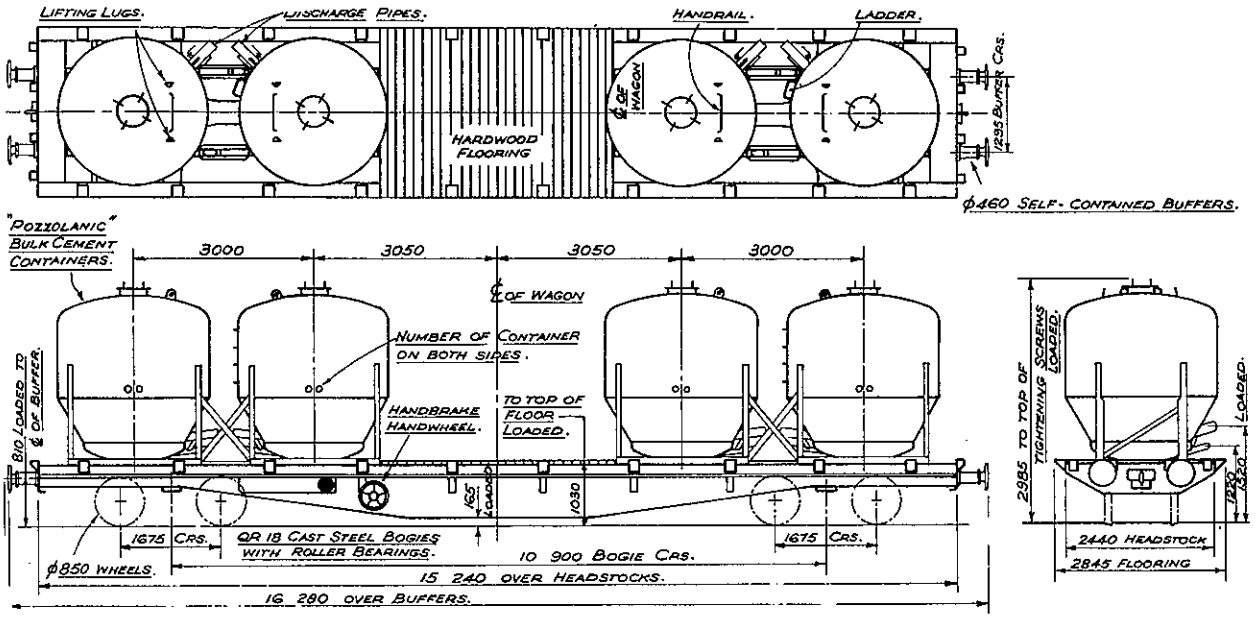

QFQ (FLAT) WAGONS

Description: Eight-wheeled Bulk Cement Container Wagon, Steel Construction, Roller Bearings, suitable for Express Freight & Goods trains.

Average tare	25.0 tonnes
Gross mass	*63.0 tonnes

Floor dimensions	Imperial	Length 50′0″	Width 9′4″
	Metric (mm)	Length 15 240	Width 2 845

Unit length	3.3
Drawgear class	D2
Diagram No.	362A

Remarks: Converted from QFX wagons & fitted with eight five-tonne containers.
*Fully loaded wagons allowed to run only on S & A class lines

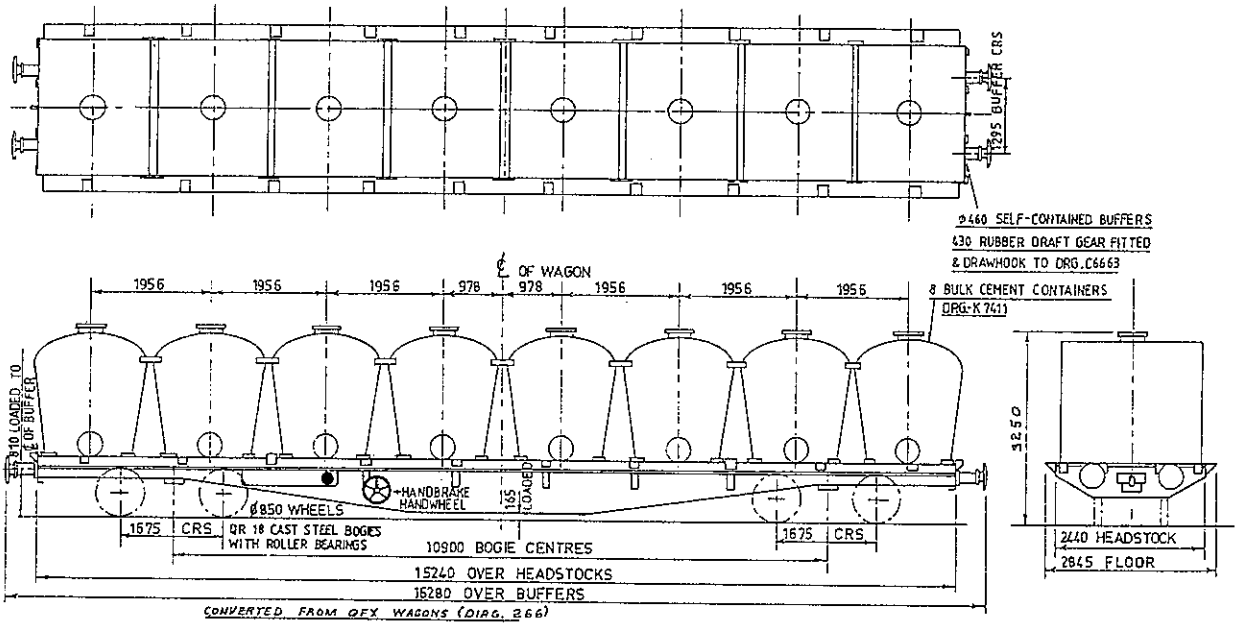

QFQ (FLAT) WAGONS

Description: Eight-wheeled Bulk Cement Container Wagon, Steel Construction, Roller Bearings, suitable for Express Freight & Goods trains.

Average tare	24.5 tonnes
Gross mass	*63.0 tonnes

Floor dimensions	Imperial	Length 50′0″	Width 9′4″
	Metric (mm)	Length 15 240	Width 2 845

Unit length	3.3
Drawgear class	D2
Diagram No.	362B

Remarks: Converted from QFX wagons & fitted with two ten-tonne & four five-tonne containers. *Fully loaded wagons allowed to run only on S & A class lines.

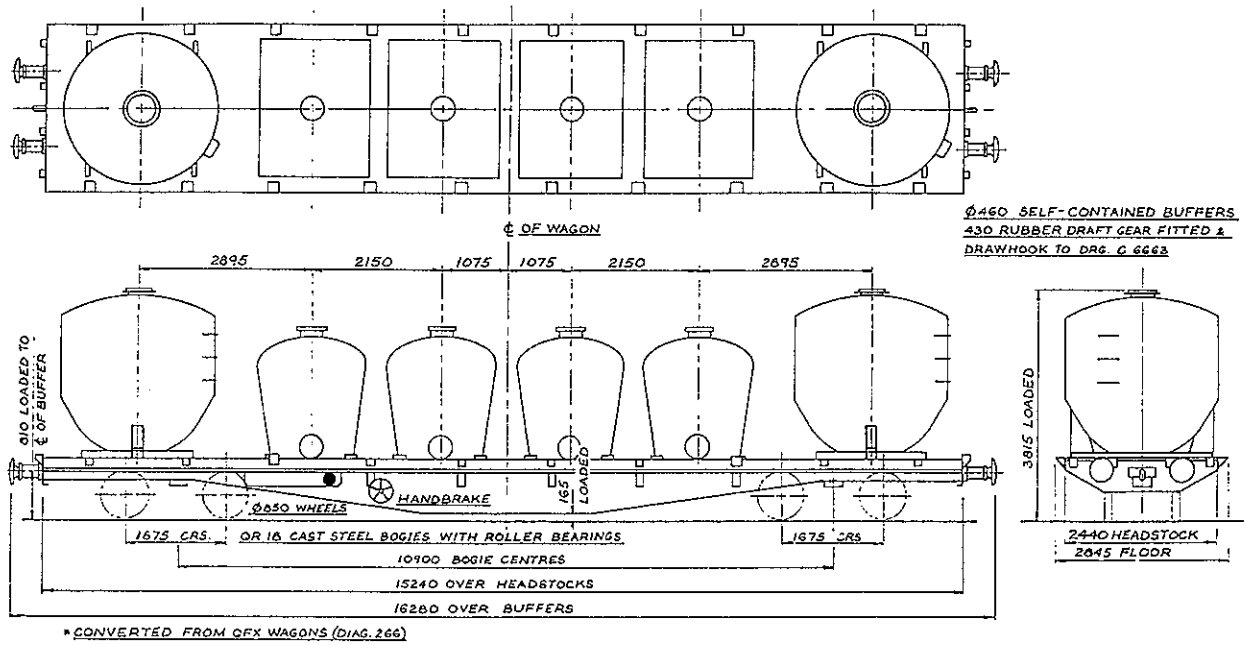

QFQ (FLAT) WAGONS

Description: Eight-wheeled Bulk Cement Container Wagon, Steel Construction, Roller Bearings, suitable for Express Freight & Goods trains.

Average tare			23.5 tonnes
Gross mass			*63.0 tonnes
Floor dimensions	Imperial	Length 50'0"	Width 9'4"
	Metric (mm)	Length 15 240	Width 2 845
Unit length			3.3
Drawgear class			D2
Diagram No.			362C

Remarks: Converted from QFX wagons & fitted with four ten-tonne containers.
*Fully loaded wagons allowed to run only on S & A class lines.

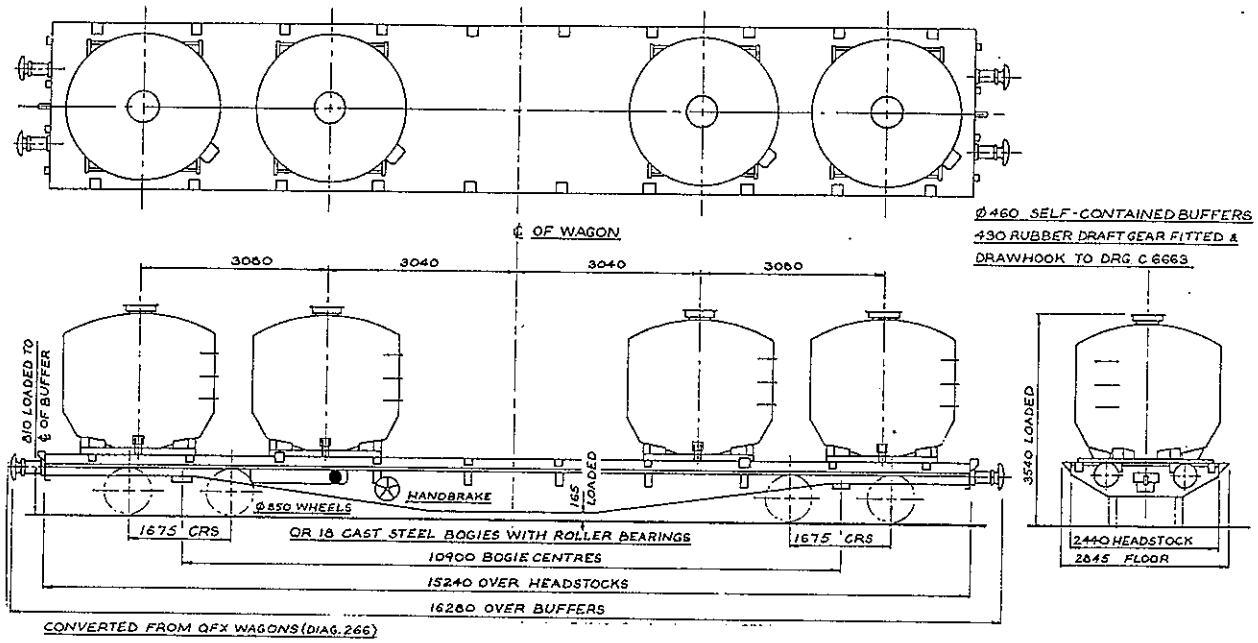

QFQ (FLAT) WAGONS

Description: Eight-wheeled Bulk Cement Container Wagon, Steel Construction, Roller Bearings, suitable for Express Freight & Goods trains.

Average tare	20.6 tonnes
Gross mass	*63.0 tonnes

Floor dimensions	Imperial	Length 50′0″	Width 9′4″
	Metric (mm)	Length 15 240	Width 2 845

Unit length	3.3
Drawgear class	D2
Diagram No.	362D

Remarks: Converted from QFX wagons & fitted with a forty-tonne container.
*Fully loaded wagons allowed to run only on S & A class lines.

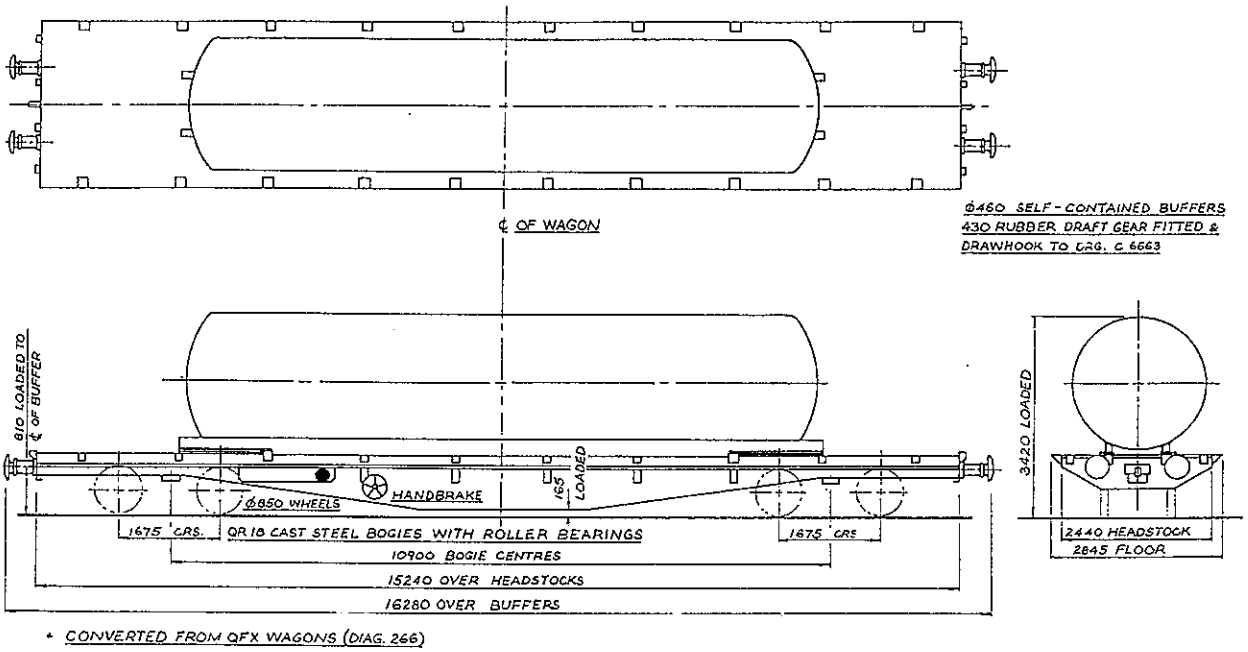

* CONVERTED FROM QFX WAGONS (DIAG. 266)

QFQ (FLAT) WAGONS

Description: Eight-wheeled Bulk Cement Container Wagon, Steel Construction, Roller Bearings, suitable for Express Freight & Goods trains.

Carrying capacity ..... 39.0 tonnes

Average tare ..... 20.3 tonnes

Floor dimensions	Imperial	Length 50′0″	Width 9′4″
	Metric (mm)	Length 15 240	Width 2 845

Unit length 3.3

Drawgear class D1

Diagram No. 362E

Remarks: Converted from QFX wagons & fitted with four ten-tonne containers owned by Northern Certified Concrete, Cairns, and wagons are for captive traffic between Stuart & Cairns.

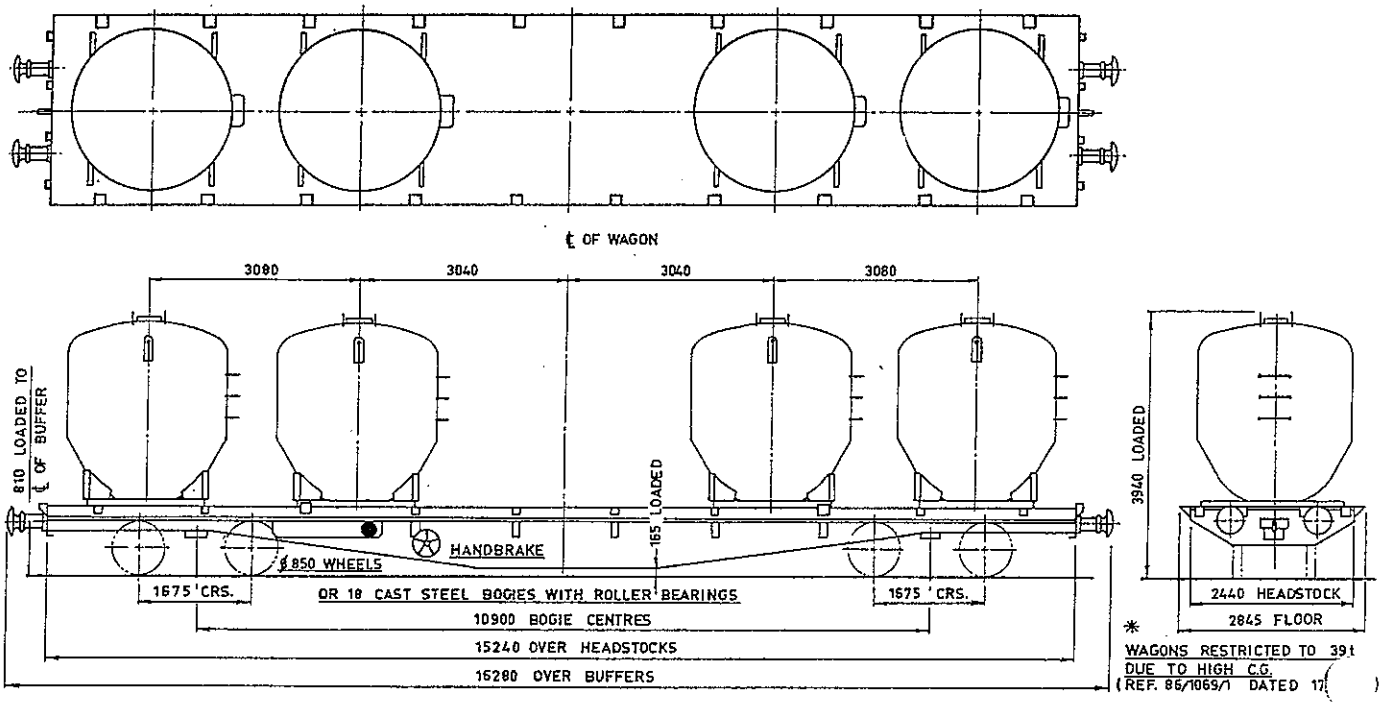

QFS FLAT WAGONS

Description: Eight-wheeled, Steel Construction, Container/Motor Vehicle Flat Wagon, suitable for Express Freight trains.

Carrying capacity	•42.6 tonnes
Average tare	20.4
Dimensions Metric (mm) Length 15 240 Width 2 690	
Unit length	3.3
Drawgear class	D1
Diagram No.	P462

Remarks: • S Class lines and some A class lines converted from QFC wagons.

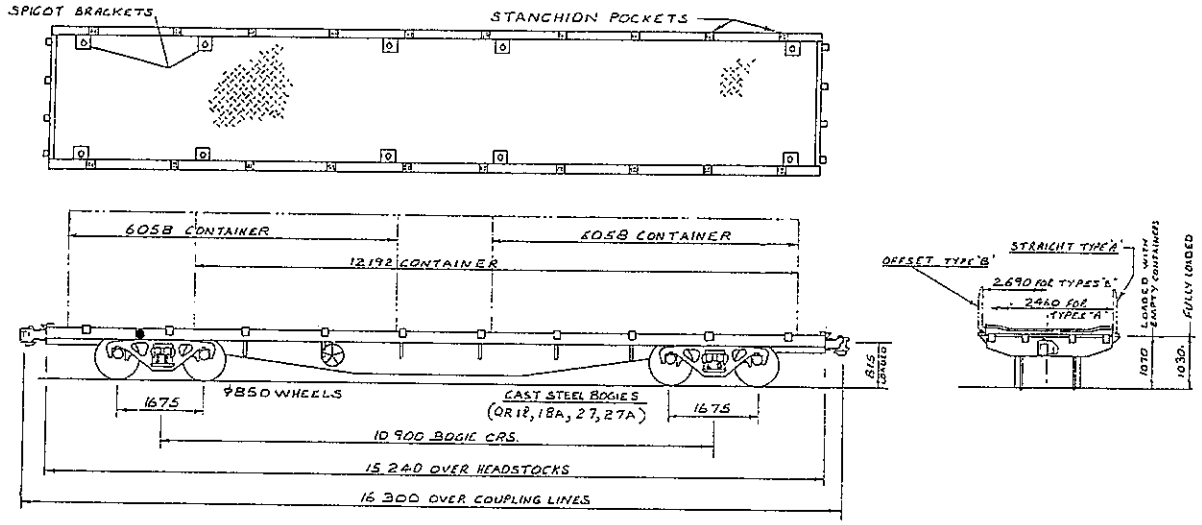

QGX/QGA (BULK GRAIN) WAGONS

Description: Eight-wheeled Covered Aluminium Bulk Grain Hopper Wagon, Roller Bearings, suitable for Express Freight trains.

Average tare			12.2 tonnes
Gross mass .....See note re carrying capacity for other lines			¶40.6 tonnes
Inside dimensions	Imperial	Length 27′0″	Width 9′5⅜″
	Metric (mm)	Length 8 230	Width 2 880
Cubic capacity			46.7 cubic metres
Unit length			2.5
Drawgear class			D1
Diagram No.			211 Sheet 1

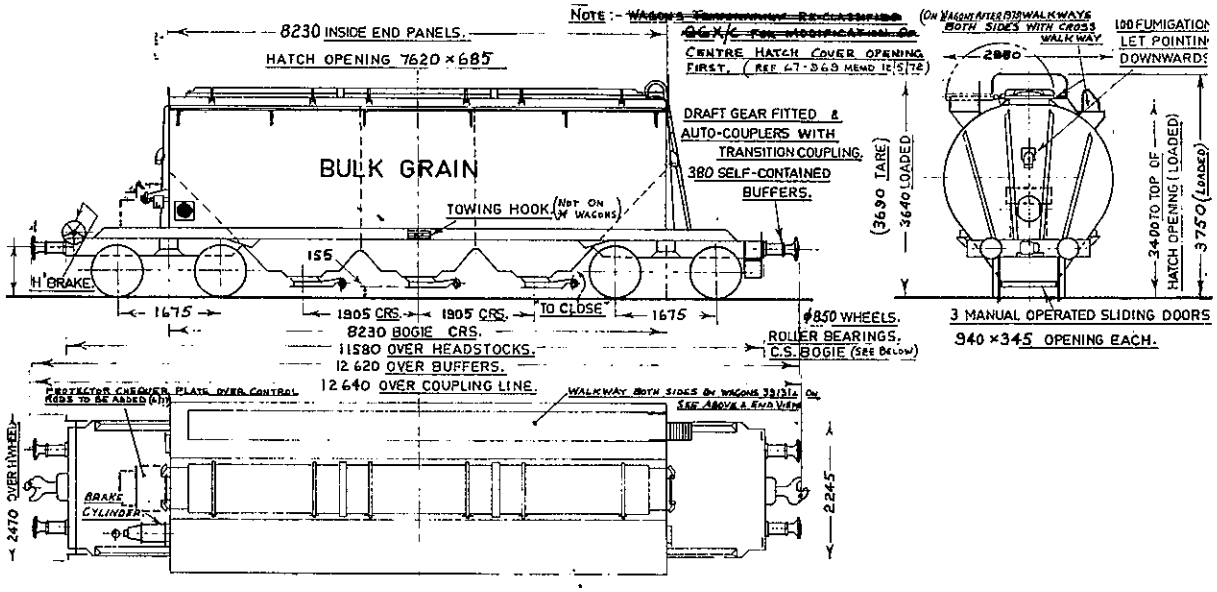

QGX/QGA (BULK GRAIN) WAGONS

Description: Eight-wheeled Covered Aluminium Bulk Grain Hopper Wagon, with full-length lid, Roller Bearings, suitable for Express Freight trains.

Average tare			13.0 tonnes
Gross mass		¶40.6, §42.6	†48.7 tonnes
Inside dimensions	Imperial	Length 27′0″	Width 9′5⅜″
	Metric (mm)	Length 8 230	Width 2 880

Cubic capacity ..... 46.7 cubic metres

Unit length 2.5

Drawgear class D1

Diagram No. ..... 211 sht 2

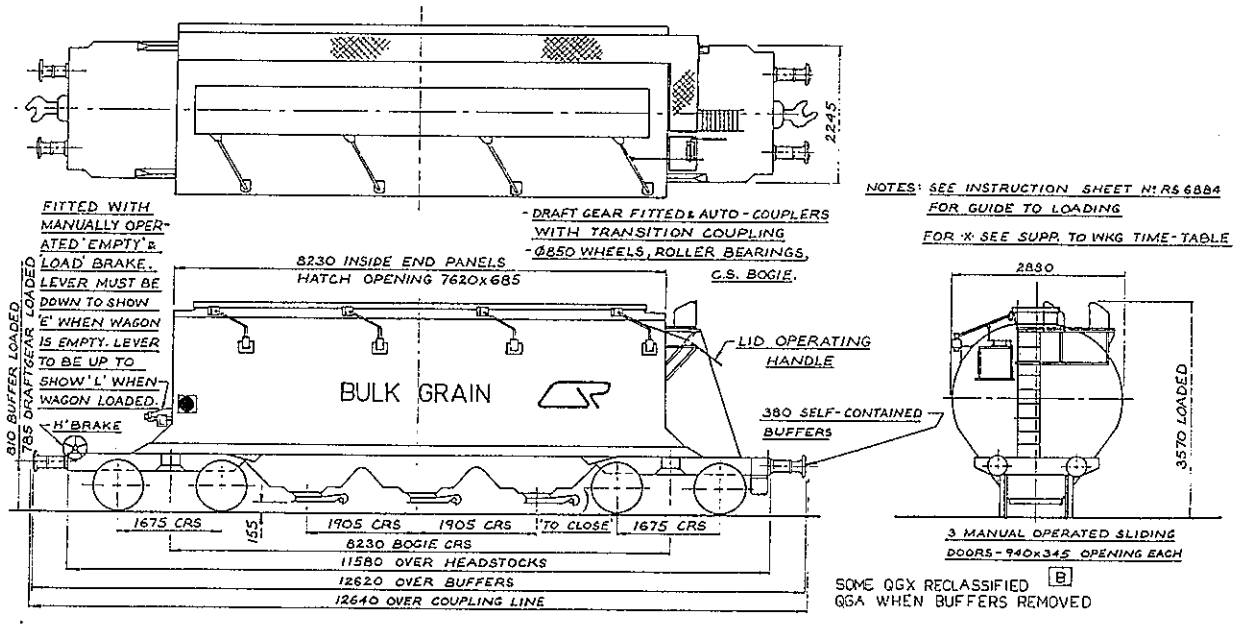

QLP (POWER & STORAGE) WAGON

Description: Eight-wheeled Power and Storage Wagon for Rail Recovery Gantry Train, Steel Construction, Roller Bearings, suitable for Express Freight trains.

Average tare				23.1 tonnes
Gross mass				40.6 tonnes
Inside dimensions	Imperial	Length 20'6⅜"	Width 8'1"	Height 7'3¾"
	Metric (mm)	Length 6 255	Width 2 460	at Side 2 230
Doorway opening	Imperial	Width 8'1½"	Height 6'9⅝"	
	Metric (mm)	Width 2 475	Height 2 070	
Unit length				2.7
Drawgear class				D1
Diagram No.				403

Remarks: Converted from a QLX wagon. Wagon used to supply power and storage for the train.

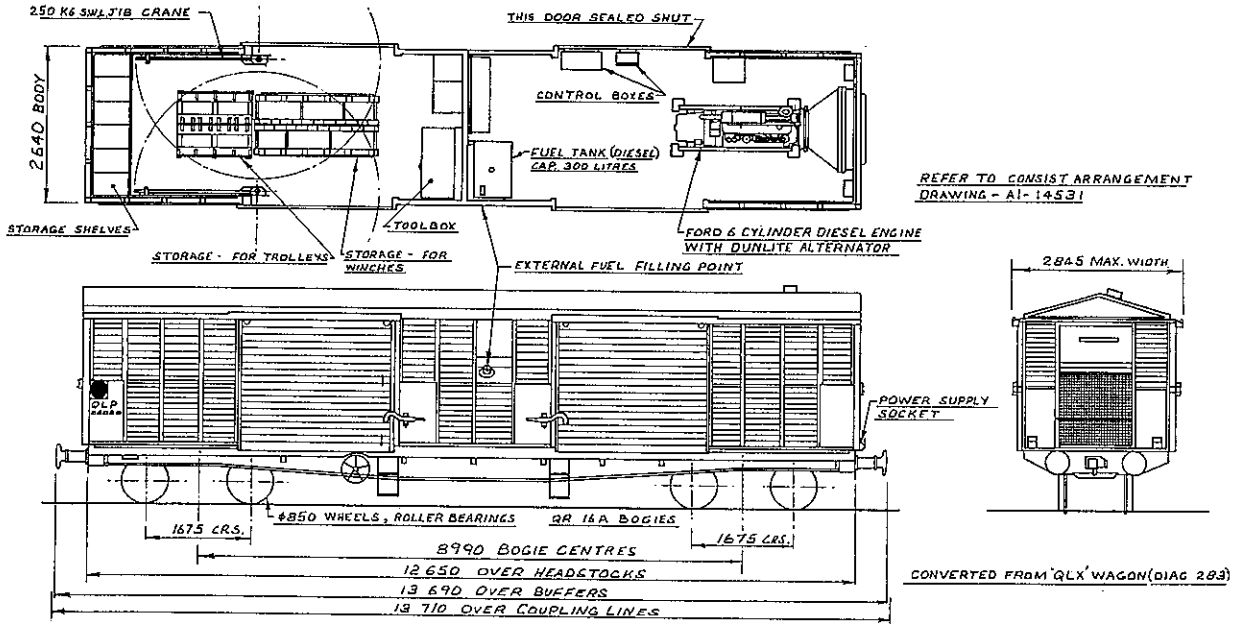

QLX/QLXP/QLXW/QLXM/MQLX (BOX) WAGONS

Description: Eight-wheeled Louvred Wagon with 2 compartments, Steel Construction, Roller Bearings, suitable for Express Freight and Passenger trains.

Carrying capacity	§29.4,	¶21.2 tonnes		
Average tare		18.8 tonnes		
Inside dimensions	Imperial	Length 20′6⅜″	Width 8′1″	Height 7′3¾″
	Metric (mm)	Length 6 255	Width 2 460	at Side 2 230
Doorway opening	Imperial	Width 8′1½″	Height 6′9⅝′	
	Metric (mm)	Width 2 475	Height 2 070	
Cubic capacity		68.8 cubic metres		
Unit length		2.7		
Drawgear class		D1		
Diagram No.		255 & 283		
Total number of standard pallets		20		

Remarks: Serial Numbers 32369 to 32668; 36339 to 36438; 35270 to 35369; 34767 to 34866; 34324 to 34423; and 34274 to 34323. The inside dimensions shown above are for each compartment. Insulated roof. Bracing rails for use either near or across doorways, except Nos. 32369 to 32668.
Some QLX reclassified QLXP for passenger traffic painted charcoal roof, light grey body and non welded wheels.
Some QLX reclassified QLXW when fitted with W Type Triple Valves.
Some QLX reclassified QLXM when fitted with upgraded brake equipment.
Some QLX reclassified MQLX for departmental use (Shunters' School).

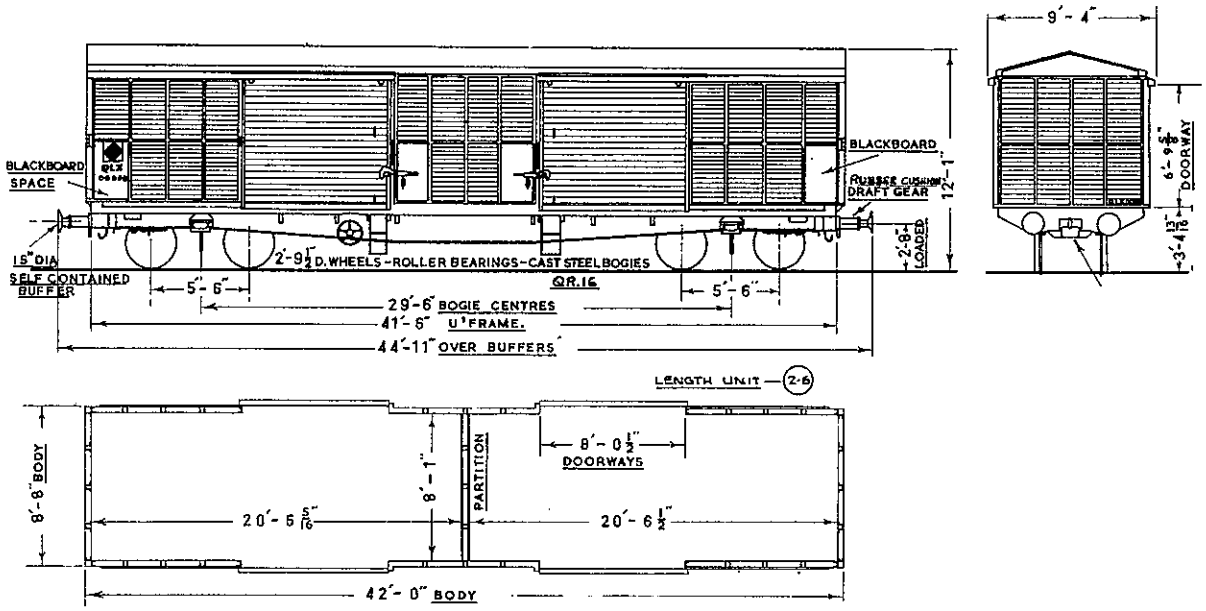

QPC (FLAT) WAGONS

Description: Eight-wheeled Bulk Cement Container Wagon, Steel Construction, Roller Bearings, suitable for Express Freight & Goods trains.

Average tare	23.9 tonnes
Gross mass	*63.0 tonnes

Floor dimensions	Imperial	Length 50′0″	Width 9′4″
	Metric (mm)	Length 15 240	Width 2 845

Unit length	3.3
Drawgear class	D1
Diagram No.	451

Remarks: Converted from QFC wagon & fitted with a forty-tonne container (Pozzolanic). *Fully loaded wagon allowed to run only on S & A class lines.

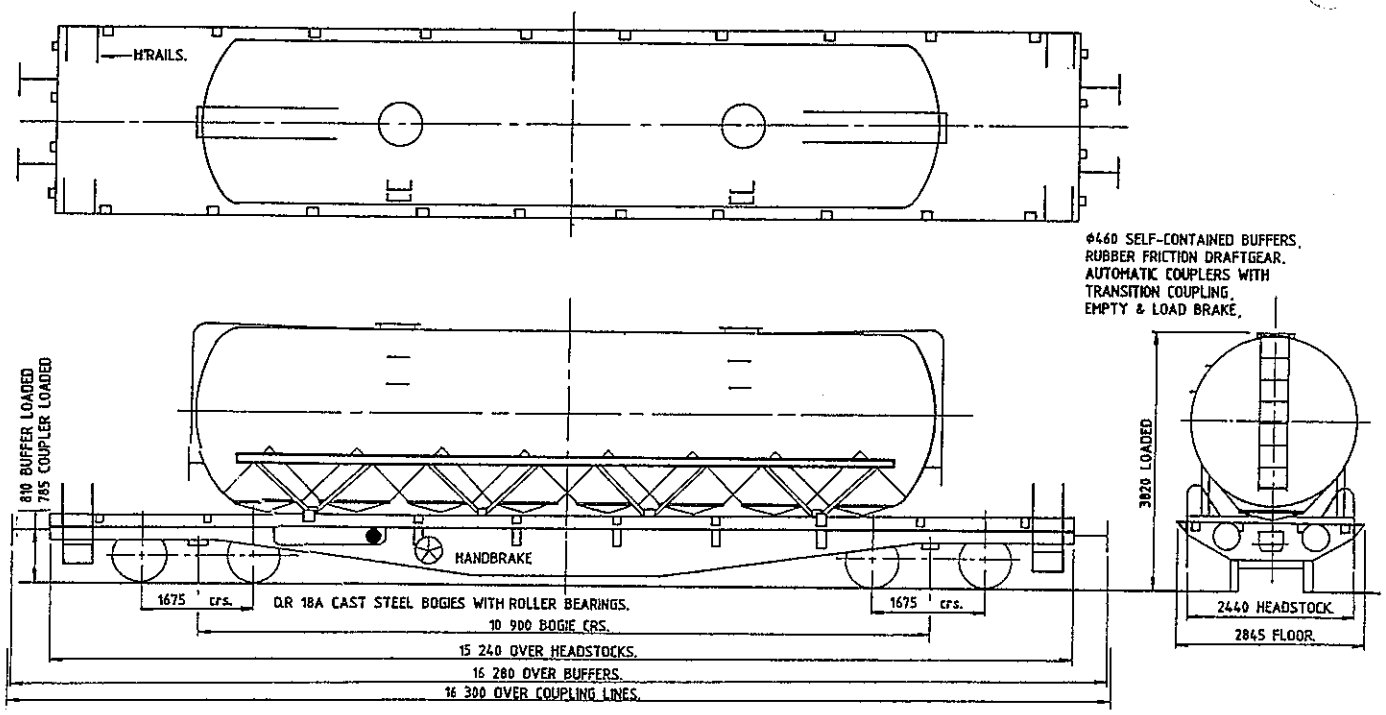

QPS (POWER) WAGONS

Description: Eight-wheeled Power Wagon, Steel Construction, Roller Bearings, suitable for Express Freight trains.

Average tare ..... 26.9 tonnes

Gross mass ..... 30.0 tonnes

Dimensions Metric (mm) Length 12 800 Width 2 640

Unit length 2.7

Drawgear class D1

Diagram No. P470

Remarks: Converted from MLBC or QLX wagons. Some wagons previously classified MPCW.

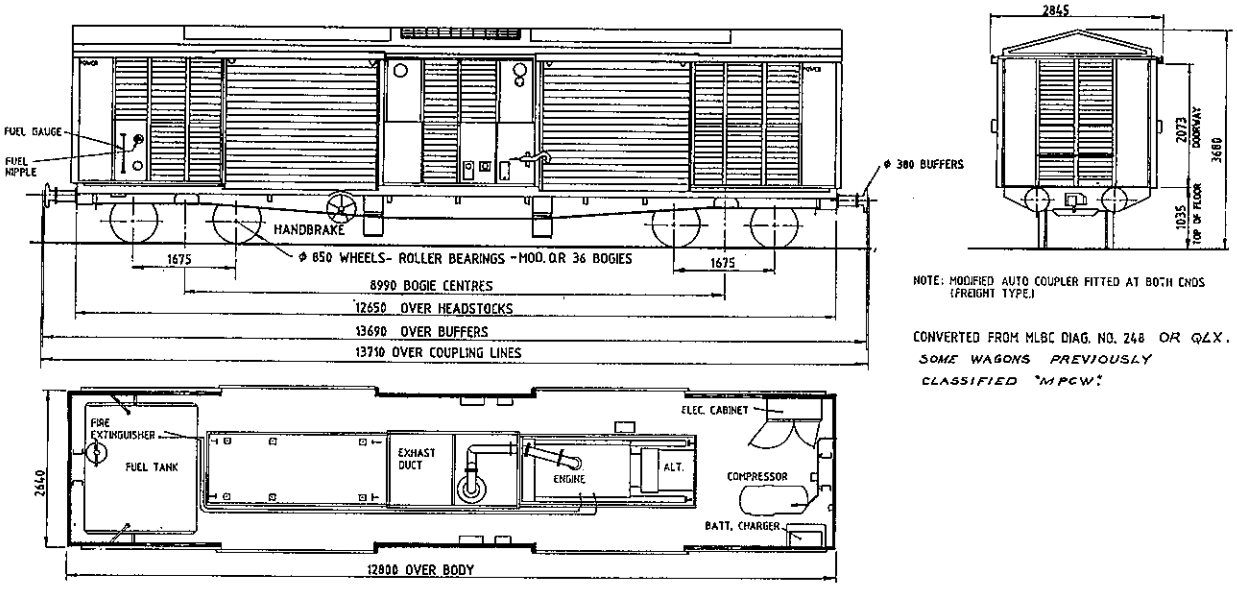

QPX (FLAT) WAGONS

Description: Eight-wheeled Bulk Cement Container Wagon, Steel Construction, Roller Bearings, suitable for Express Freight and Goods trains.

Average tare	23.3 tonnes
Gross mass	*63.0 tonnes

Floor dimensions Metric (mm) Length 15 240 Width 2 845

Unit length	3.3
Drawgear class	D2
Diagram No.	P393

Remarks: Converted from QFX wagons and fitted with a forty-tonne container.
* Fully loaded wagons allowed to run only on S and A class lines.
Reclassified QPX ex QFXP.

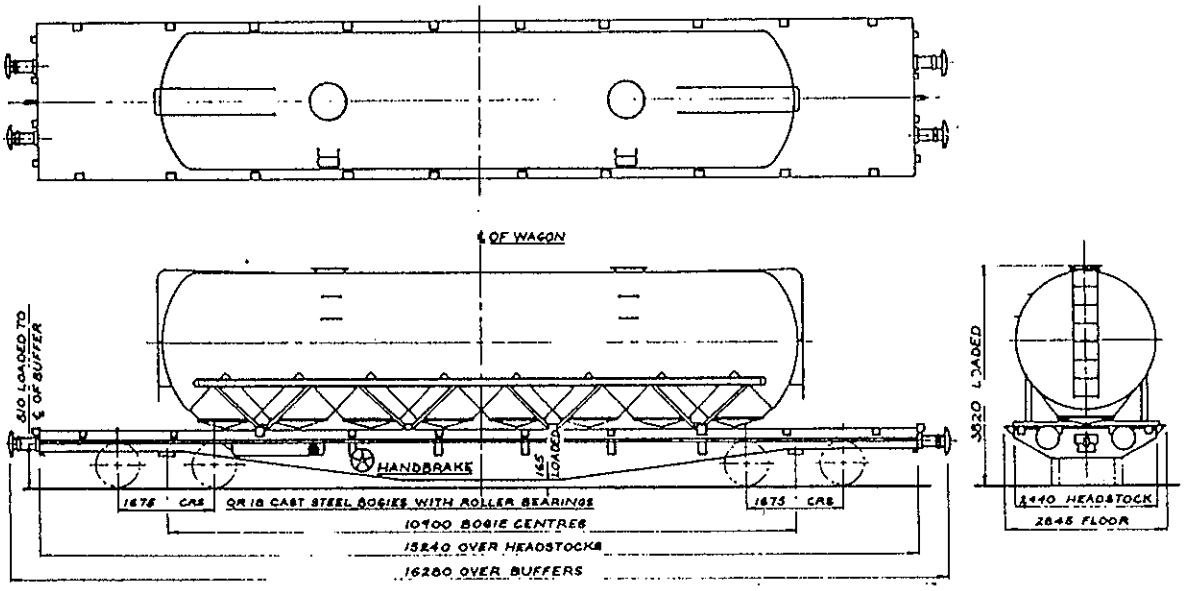

QR (FLAT) WAGONS

Description: Eight-wheeled Platform Wagon for conveyance of welded rails, suitable for Express Freight trains when empty.

Carrying capacity .....†42.8, §28.6, ¶20.4 tonnes

Average tare ..... 19.0 tonnes

Wagon dimensions	Imperial	Length 50′0″	Width 9′4″
	Metric (mm)	Length 15 240	Width 2 845

Unit length 3.3

Drawgear class D1

Diagram No. 318

Remarks: Serial Numbers: 33041; 33061; 33062; 33053, 33079; 33084 and 33097. These 7 wagons are coupled together as a set and are used to convey 360ft (110 metre) lengths of welded rail from Banyo Workshops. Wagons are stencilled, "Return to Banyo Workshops when unloaded".

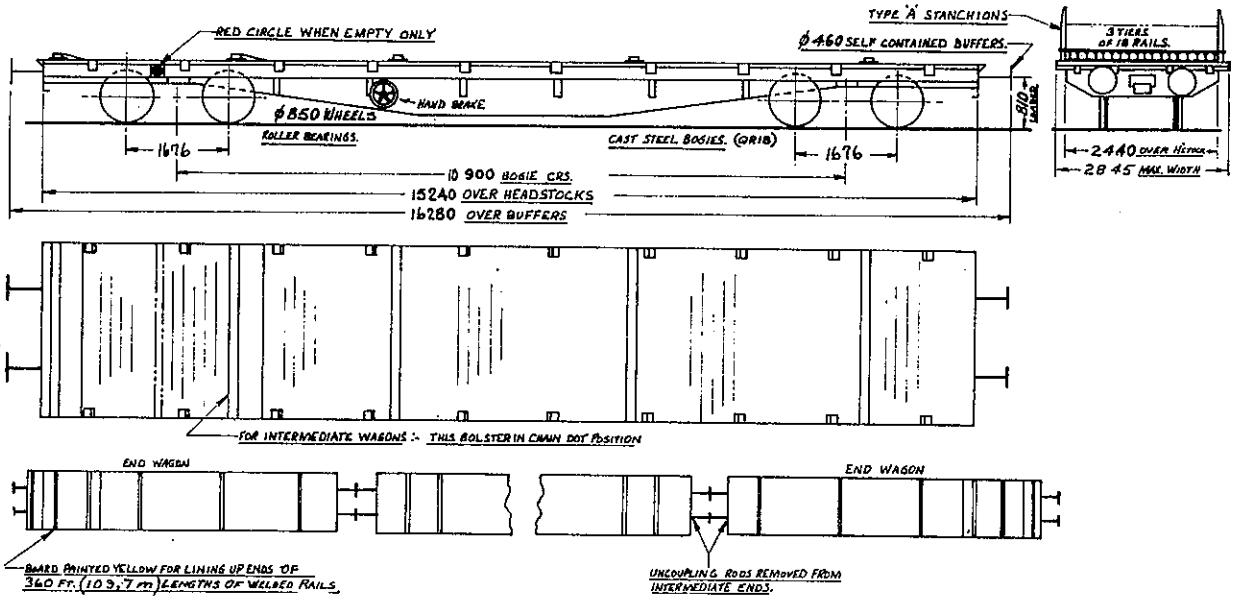

QRRC (REFRIGERATED CONTAINER)

Description: Fibreglass Refrigerated Container with Thermo King Refrigeration Unit.

Carrying capacity			16.1 tonnes
Average tare			4.2 tonnes
Gross mass			20.3 tonnes
Inside dimensions	Imperial	Length 18'6"	Width 7'9½"
	Metric (mm)	Length 5 640	Width 2 375
Doorway opening	Imperial	Width 7'8½"	Height 7'0¼"
	Metric (mm)	Width 2 350	Height 2 140
Cubic capacity			27.5 cubic metres
Diagram No.			361 & 361A

Remarks: The initial 10 units were not equipped with side doors and the overall height was less at 2 440 mm (i.e. 2 095 internal height). Refrigiration supplied by a self-contained Thermo King Refrigiration Unit mounted on the end of the container. Some have smaller doorway dimensions.

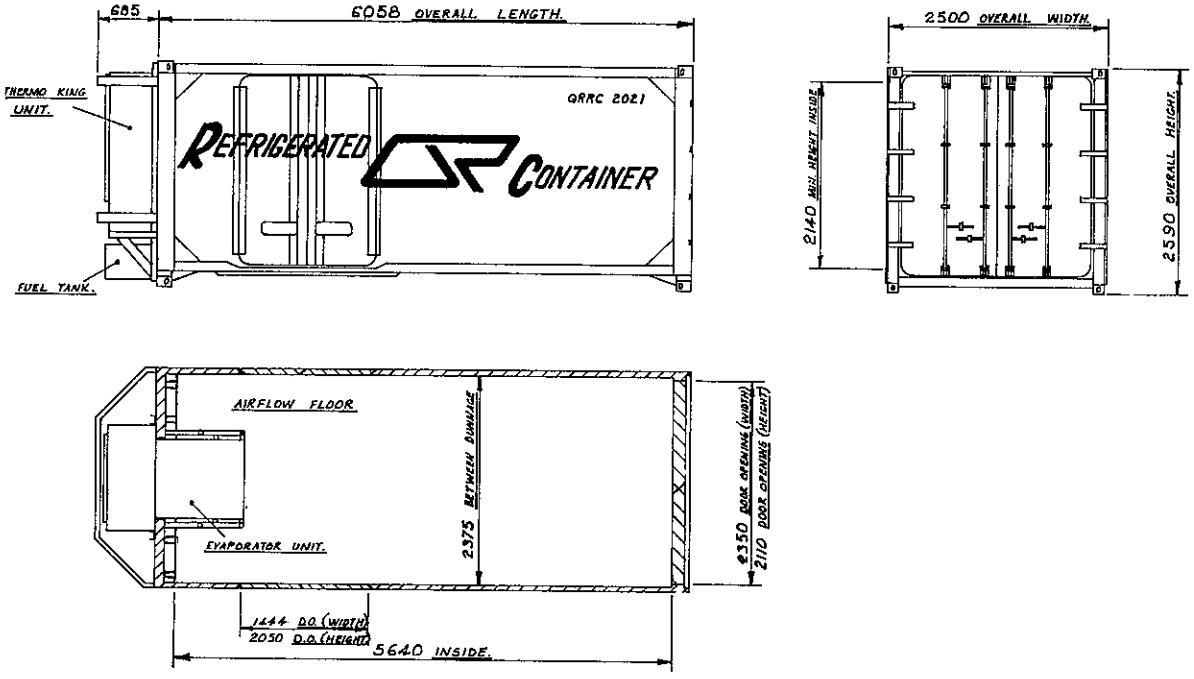

QRG (GANTRY) WAGONS

Description: Eight-wheeled Gantry Wagon for Rail Recovery Gantry, Train, Steel Construction, Roller Bearings, suitable for Express Freight trains.

Carrying capacity	¶20.4, §28.6,	‡42.8 tonnes
Average tare		20.2 tonnes

U'frame dimensions	Imperial	Length 50'0"	Width 9'4"
	Metric (mm)	Length 15 240	Width 2 845

Unit length	3.3
Drawgear class	D1
Diagram No.	402

Remarks: Converted from a QR wagon. Wagons used for lifting used rail on to train.

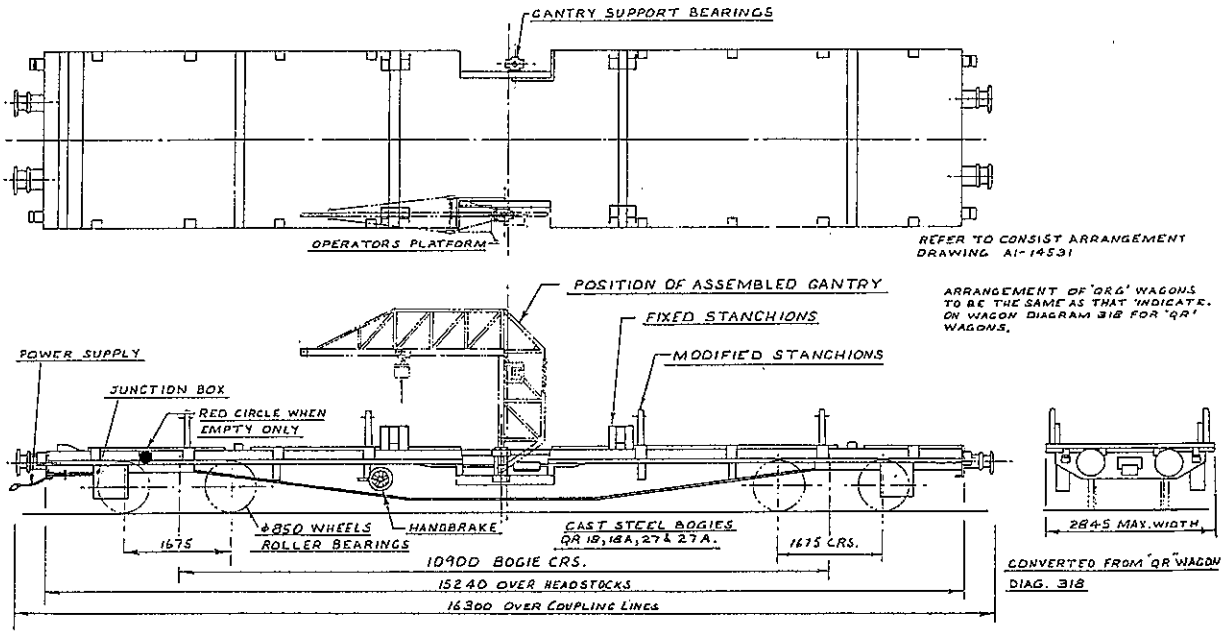

QRPC (POWER CONTAINER)

Description: Steel Framed, Aluminium sheeted & lined Containers fitted with Diesel Alternator Sets.

Average tare .....(No Fuel) 7.5 tonnes

Outside dimensions	Imperial	Length 20'0"	Width 8'0"	Height 8'1⅝"
	Metric (mm)	Length 6 060	Width 2 440	at Side 2 480
Doorway opening	Imperial	Width 7'8½"	Height 7'0⅝"	
	Metric (mm)	Width 2 350	Height 2 150	

Diagram No. 361C

Remarks: QRPC 2003 to 2006 fitted with Caterpillar D334 (TA) Diesel Alternator Sets & 2007 & 2008 fitted with Caterpillar D343T Diesel Alternator Sets.

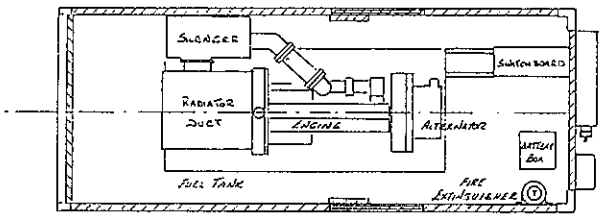

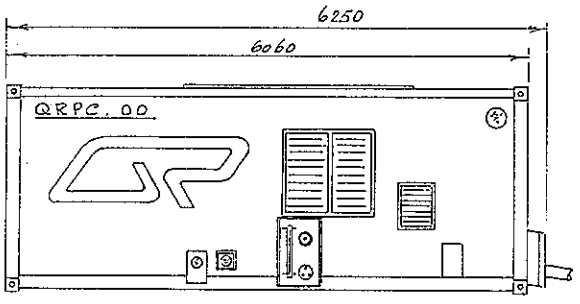

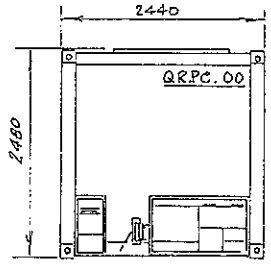

NOTE:- * POWER CONTAINERS FITTED TO 'PYCR' WAGONS (DIAG. 38.3)

QSC (CURTAIN SIDED) WAGON

Description: Eight-wheeled Curtain Sided Wagon, Steel Construction, Roller Bearings, suitable for Express Freight & Goods trains.

Carrying capacity		†44.0, §27.7,		¶21.6 tonnes
Average tare				19.0 tonnes
Inside dimensions	Imperial	Length 40′4½″	Width 7′10″	Height 7′3¾″ at Side 2 230
	Metric (mm)	Length 12 306	Width 2 387	
Cubic capacity				68.81 cubic metres
Unit length				2.7
Drawgear class				D1
Diagram No.				422

Remarks: Converted from QLX wagon.

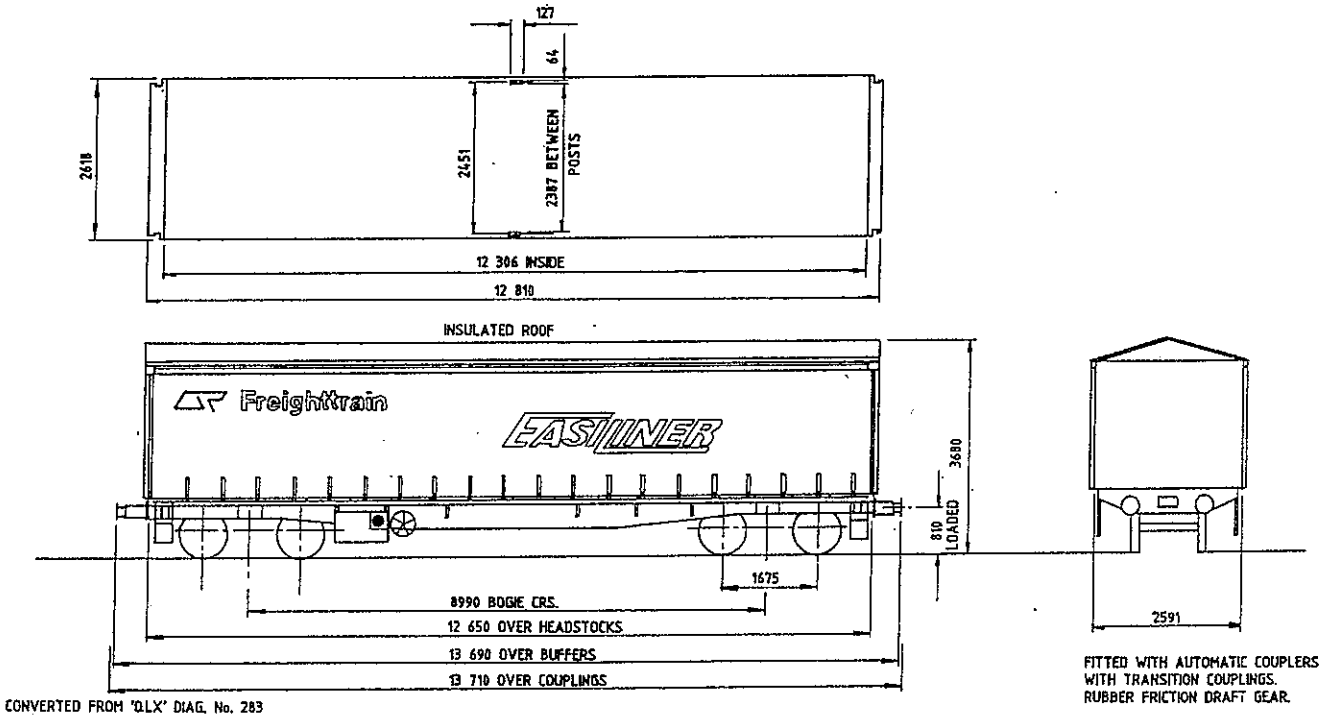

R & RCF (REFIGERATED) WAGONS

Description: Eight-wheeled Refrigerated Wagon, suitable for Passenger, Express Freight and Goods trains, Steel Underframe, Fibreglass, Insulated Body, Roller Bearings.

Carrying capacity	¶15.4, §23.6,			†37.8 tonnes
Average tare				25.0 tonnes
Inside dimensions	Imperial	Length 24′10″	Width 8′0½″	Height 6′4⅜″
	Metric (mm)	Length 7 570	Width 2 450	at Side 1 940
Doorway opening	Imperial	Width 4′6″	Height 6′1⅝″	
	Metric (mm)	Width 1 375	Height 1 870	
Cubic capacity				66 cubic metres
Unit length				3.2
Drawgear class				D1
Diagram No.				348

Remarks: Two Compartments (different lengths) — 7 570 mm and 5 835 mm). Refrigeration supplied by a self-contained Thermo-King Refrigeration Unit mounted on the end of the wagon. Some have smaller inside dimensions.
When only one end of an R or RCF wagon is required for loading, the consignments should be loaded in the compartment closest to the Thermo-King end of the wagon.
RCF wagons are provided with two compartments which can be set at different temperatures suitable for either chilled or frozen consignments.

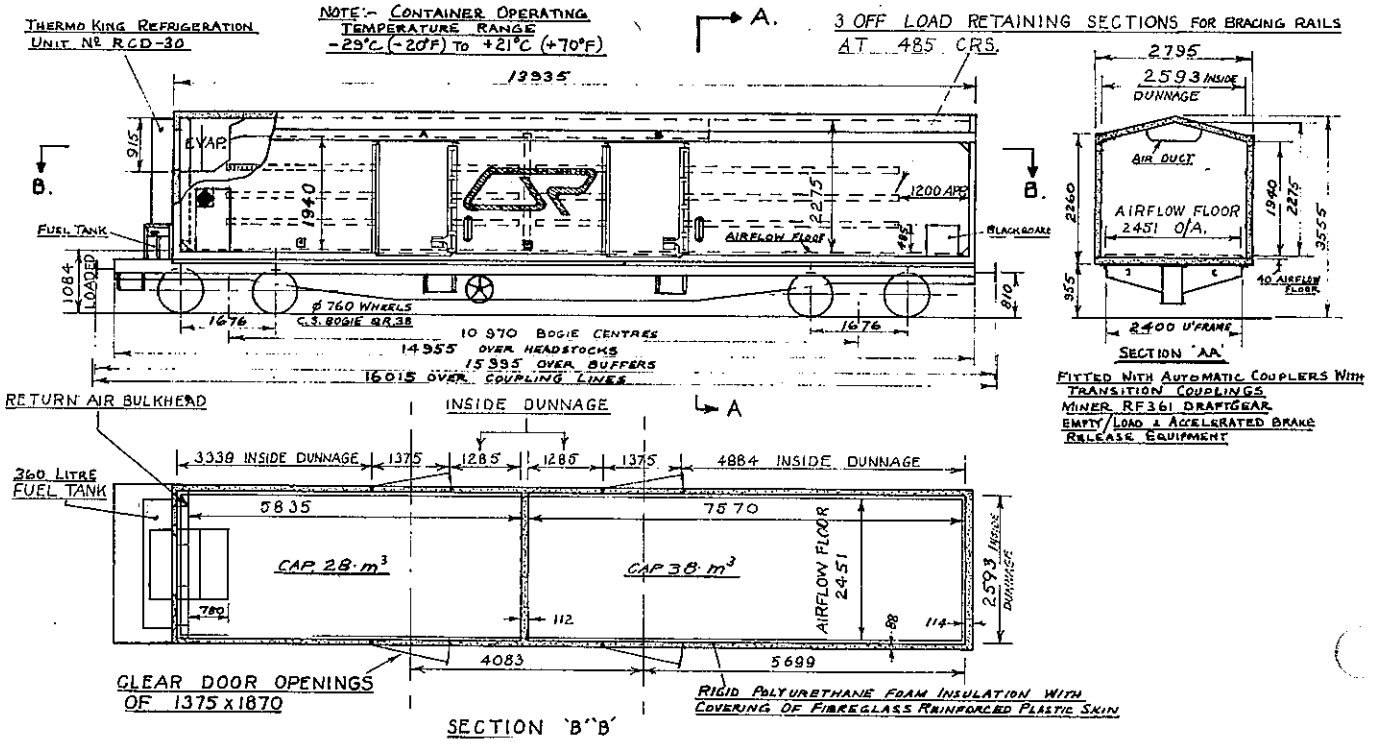

RGW (WATER) WAGONS

Description: Eight-wheeled, Steel Construction, Roller Bearings, Water Wagon.

Water capacity	19 320 litres
Average tare	15 tonnes
Gross mass	39.7
Dimensions Metric (mm) Length 12 190 Width 2 520	
Unit length	2.6
Drawgear class	D3
Diagram No.	P460

Remarks: Eight-wheeled, Steel Construction, Roller Bearings, Water Wagon for use in Rail Grinding train. Converted from WHA wagon.

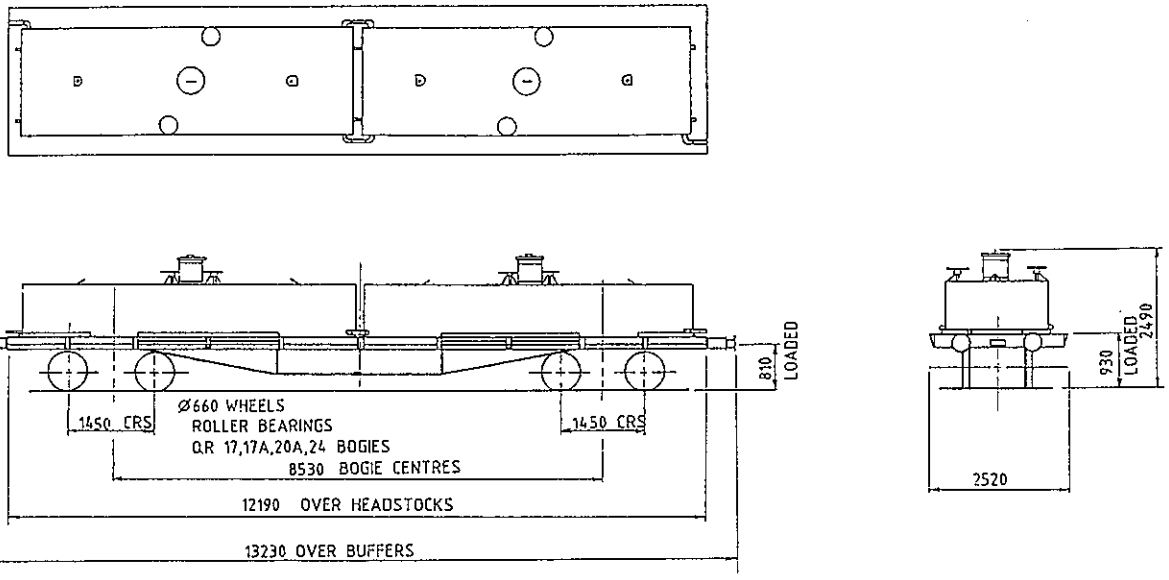

RQXF — ROADRAILER (QRX)/RRY

RoadRailer trailers are basically road semi-trailers which are built to specific requirements which allow the trailers to be quickly transposed to rail for line-haul. The QRX RoadRailer is operated at Moolabin and other terminals by QRX Operators and Queensland Rail conducts the line-hauls. Trials with the prototype have been conducted from Moolabin to QRX at Rockhampton and Cairns.

RoadRailer units on rail consist of special RoadRailer bogies and RoadRailer trailers. The RoadRailer/s also need a special towing frame which the leading RoadRailer couples into. The towing frame occupies one slot of a container wagon. Each RoadRailer bogie has all of the brake gear that is normally on a wagon.

Additional RoadRailer trailers can be coupled, with the draft load transferred directly through the trailers. When trailers are added, the load of adjoining trailers is shared by a common RoadRailer bogie. The last RoadRailer vehicle on a train always has the bogie wheels protruding, which prevents shunting or coupling from the rear in normal use. However, a special draw-bar is provided with the towing frame for emergency use.

The carrying capacity and trailer specifications for the prototype RoadRailer are shown below and relate only to the prototype. When additional trailers are coupled, the carrying capacity of respective trailers is amended, because of the shared-bogie arrangement. These details will be issued in due course.

RoadRailer units unless conveyed as a trainload, can only be marshalled on the rear of normal trains, due to the lack of a coupling on the last RoadRailer unit for Rail Wagons.

The bogie has been classified RRY (Y for 100 km/h service) and consists of a modified QR bogie with a Mark V RoadRailer adaptor. Typical details are:—

Running Number	45871
Bogie Tare	4.4 t
Carry all lines	15.9 t
Carry some B class lines	20.0 t
A class lines	27.1 t
Carry S and some A class lines	32.6 t
Length unit	0.0

Trailer classifications use a four-letter and four-number system to identify the vehicle as a RoadRailer trailer, the owner of the trailer and the type of trailer. The first trailer, a curtain sided, refrigerated trailer to be operated by QRX is classified as RQXF 1007.

Trailer Running Number	1007
Trailer Tare	13.1 t
Length over coupling lines	14.030 m
Length units	2.8

To haul the RoadRailer units a towing frame (classified RRF) is fitted to the rear container slot of a two-slot container wagon known as a fender wagon.

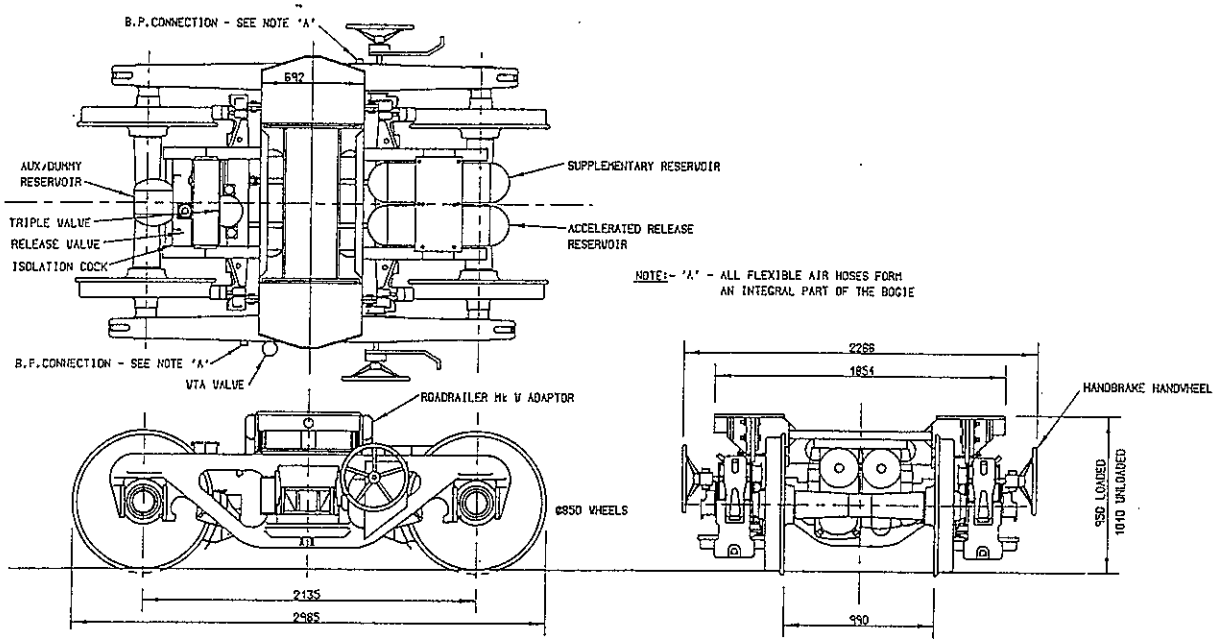
B.P.CONNECTION - SEE NOTE 'A'
692
AUX/DUMMY RESERVOIR
SUPPLEMENTARY RESERVOIR
TRIPLE VALVE
RELEASE VALVE
ISOLATION COCK
ACCELERATED RELEASE RESERVOIR
NOTE:- 'A' - ALL FLEXIBLE AIR HOSES FORM AN INTEGRAL PART OF THE BOGIE
B.P.CONNECTION - SEE NOTE 'A'
VTA VALVE
ROADRAILER Mk V ADAPTOR
Ø850 WHEELS
2135
2985
2268
1854
HANDBRAKE HANDWHEEL
950 LOADED
1010 UNLOADED
990

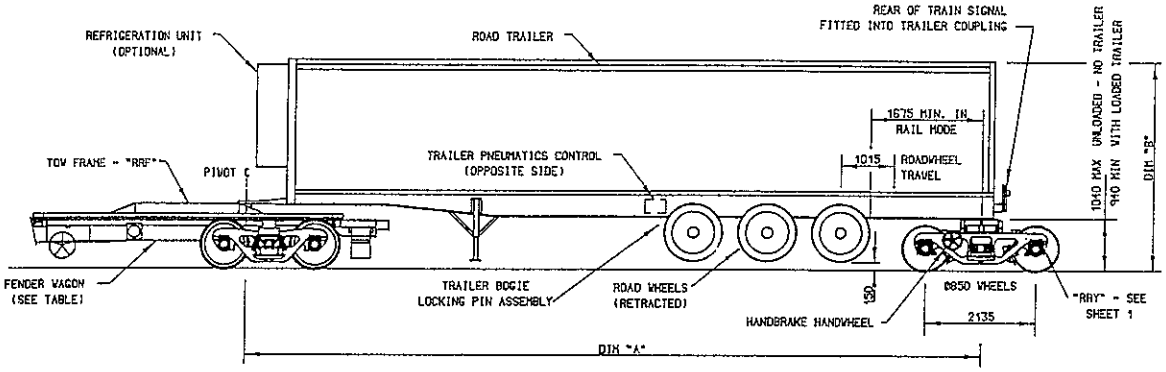
REFRIGERATION UNIT (OPTIONAL)
ROAD TRAILER
REAR OF TRAIN SIGNAL FITTED INTO TRAILER COUPLING
1675 MIN. IN RAIL MODE
TOV FRAME - "RRF"
PIVOT
TRAILER PNEUMATICS CONTROL (OPPOSITE SIDE)
1015
ROADWHEEL TRAVEL
1040 MAX UNLOADED - NO TRAILER
940 MIN WITH LOADED TRAILER
DIM "B"
FENDER VAGON (SEE TABLE)
TRAILER BOGIE LOCKING PIN ASSEMBLY
ROAD WHEELS (RETRACTED)
150
Ø850 WHEELS
"RRV" - SEE SHEET 1
HANDBRAKE HANDWHEEL
2135
DIM "A"

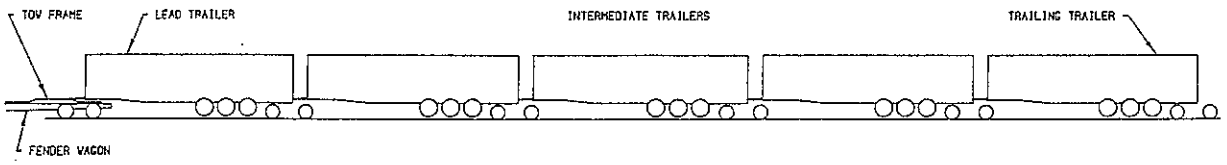
TOV FRAME
LEAD TRAILER
INTERMEDIATE TRAILERS
TRAILING TRAILER
FENDER VAGON

RY (FLAT) WAGONS

Description: Eight-wheeled Rail Carrying Wagon, suitable for Express Freight trains when empty.

Carrying capacity	§30.4,	¶22.3 tonnes
Average tare		18.3 tonnes

Inside dimensions	Imperial	Length 47′ 5/8″	Width 7′4″
	Metric (mm)	Length 14 340	Width 2 235

Unit length	3.1
Drawgear class	D1
Diagram No.	342

Remarks: Serial Numbers: 39017–39024 and 39636–39651. Eight wagons coupled together as a set can carry lengths of welded rail up to 110 m long. Uncoupling rods only on the terminal end of rail sets. Wagons are stencilled, "Return to Banyo Workshop when unloaded."

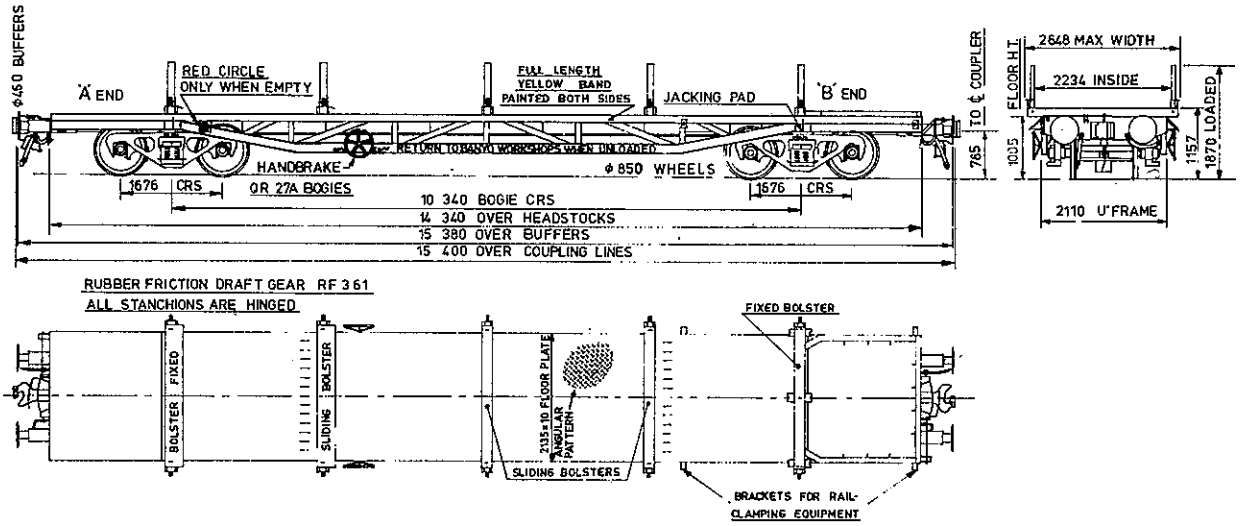

RYS (FLAT) WAGONS

Description: Eight-wheeled Rail Carrying Wagon, suitable for Goods trains only when loaded, Express Freight and Goods trains when empty, Steel Construction, Roller Bearings.

Carrying capacity	¶21.6,	§29.8 tonnes	
Average tare		19.0 tonnes	
Inside dimensions	Imperial	Length 44′0″	Width 7′6″
	Metric (mm)	Length 13 410	Width 2 285
Unit length		2.9	
Drawgear class		D1	
Diagram No.		330	

Remarks: Wagons stencilled, "Return to Banyo Workshop when unloaded."

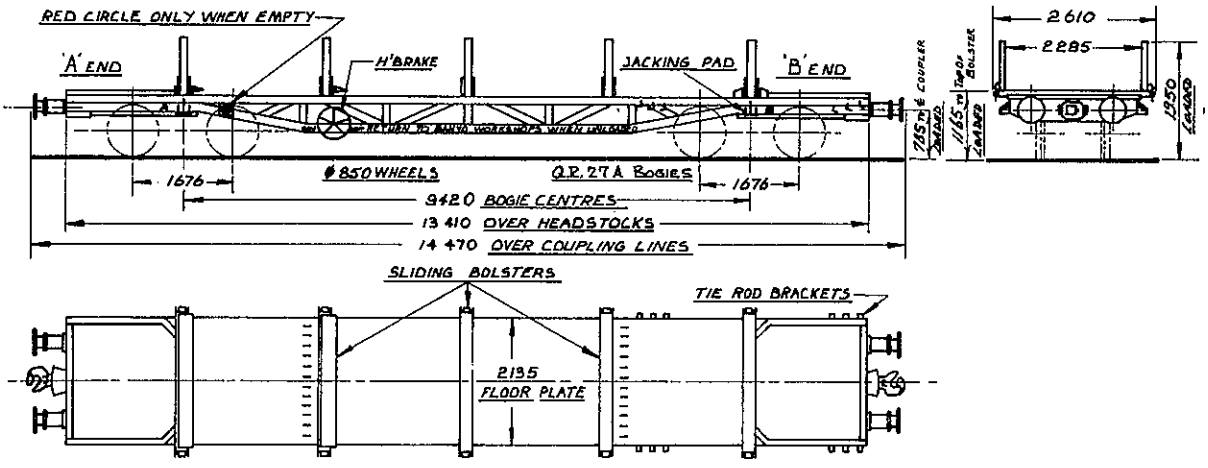

S (FLAT) WAGONS

Description: Eight-wheeled timber wagon, Wood Construction, Plain Bearings, suitable for Goods trains only.

Carrying capacity	12.5 tonnes
Average tare	7.7 tonnes

Inside dimensions	Imperial	Length 30′0″	Width 7′0″
	Metric (mm)	Length 9 145	Width 2 130

Unit length	2.0
Drawgear class	D4
Diagram Nos.	P-188, 189, 190, 191

Remarks: Underframe lengths vary from 7 925 mm (26′0″) to 9 755 mm (32′0″), one S wagon fitted with molasses Tank.

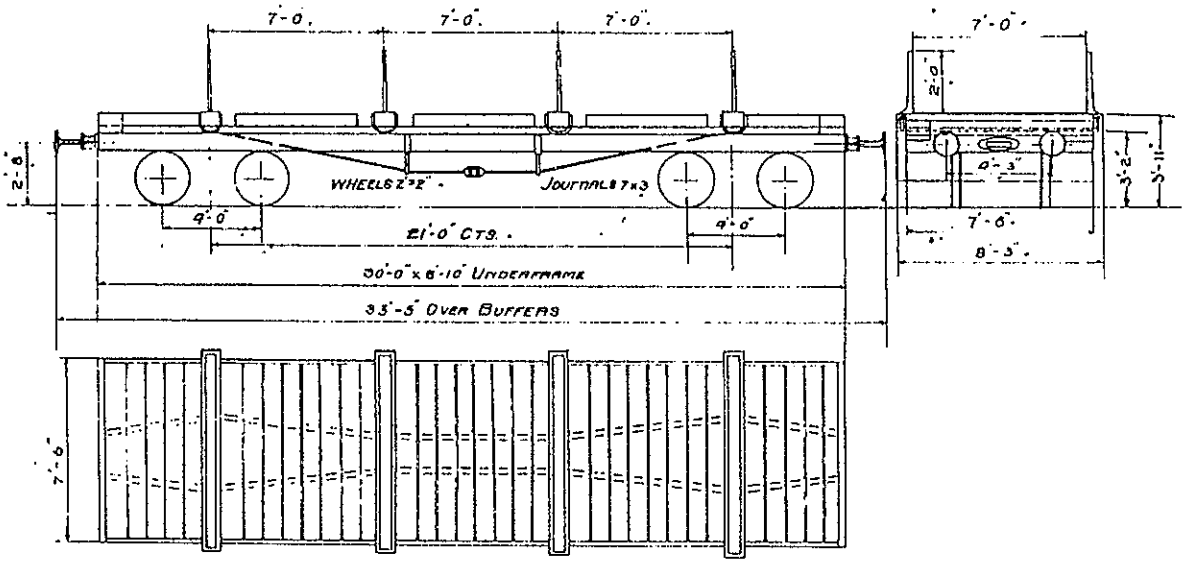

SD (BALLAST) WAGONS

Description: Eight-wheeled Side Dump Ballast Wagon, suitable for Express Freight and Goods trains, Steel Construction, Roller Bearings.

Average tare			25 tonnes
Gross mass		¶40.6, §48.8,	†63 tonnes
Inside dimensions	Imperial	Length 19′0⅜″	Width 8′2½″
	Metric (mm)	Length 5 800	Width 2 500
Cubic capacity		(level)	22 cubic metres
Unit length			3.3
Drawgear class			D1
Diagram No.			370

Remarks: The wagon is fitted with 2 Hydraulically tipped bins which will tip to either side of the wagon. The hydraulic system is powered by Locomotive Main Reservoir air pressure via an Air/Hydraulic pump mounted on the wagon.

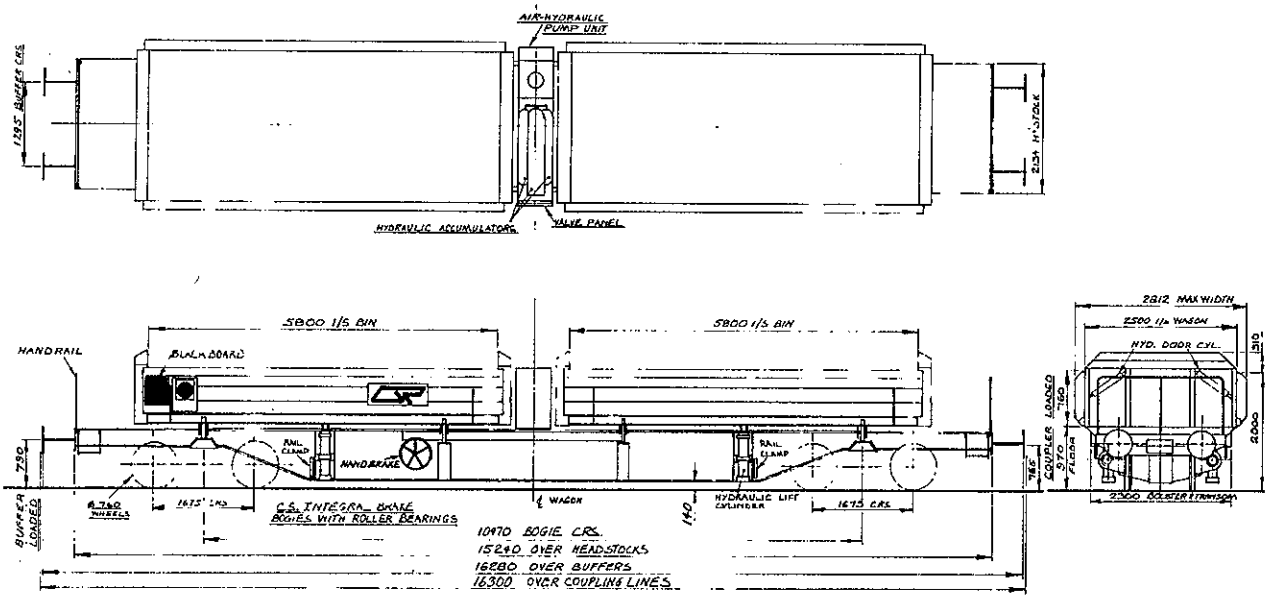

SL (MOTOR VEHICLE SIDE LOADING) WAGON

Description: Eight-wheeled Motor Vehicle Side Loading Wagon, Steel Construction, Plain Bearings, for Captive Traffic Townsville only.

Carrying capacity ..... 3 vehicles

Average tare ..... 12.7 tonnes

U'frame dimensions	Imperial	Length 52'0"	Width 8'4⅜"
	Metric (mm)	Length 15 850	Width 2 550

Unit length 3.4

Drawgear class ..... NIL

Diagram No. 410

Remarks: Converted from an old carriage underframe to unload vehicles off "The Queenslander" at Townsville.

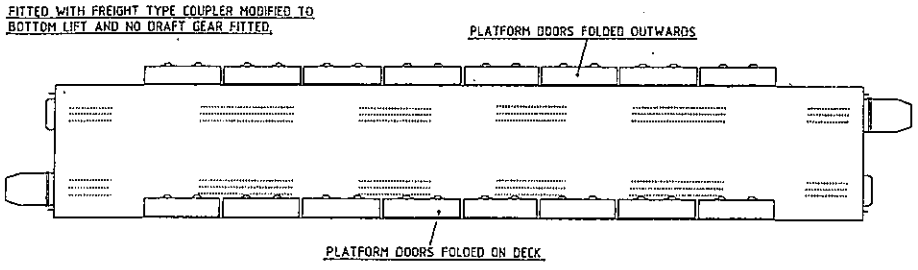

(NOTE - FOR CAPTIVE TRAFFIC TOWNSVILLE ONLY)

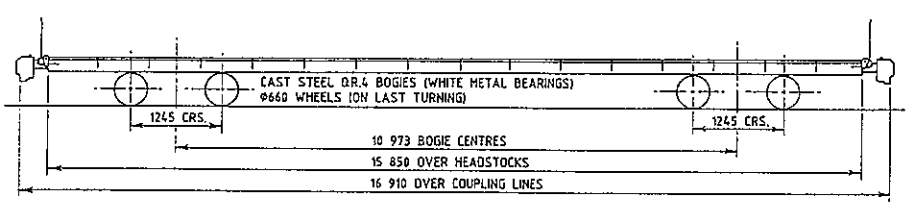

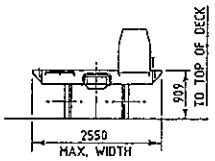

CONVERTED FROM STEEL (CARRIAGE) UNDERFRAMES. (15·85m LONG)

SRC/QRC (REFRIGERATED CONTAINERS)

Description: 7620 mm (25′) Fibreglass Refrigerated Containers with Thermo-King or Carrier Refrigeration Units.

Carrying capacity	(*QRC 2089 to 2138) *15.3 t	14.8 tonnes
Average tare	(*QRC 2089 to 2138) *5.0 t	5.5 tonnes
Gross mass		20.3 tonnes

Inside dimensions	Imperial	Length 23′7″	Width 7′10″	Height 7′6½″
	Metric (mm)	Length 7 190	Width 2 390	at Side 2 300
Doorway opening	Imperial	Width 7′10″	Height 7′6½″	
	Metric (mm)	Width 2 390	Height 2 300	

Cubic capacity	38.0 cubic metres
Diagram No.	361B
Total number of standard pallets	12

Remarks: Side & End Doors. SRC 6000 to 6099 & QRC 2089 to 2138 have refrigeration provided by a self-contained Thermo-King & QRC 2039 to 2088 have refrigeration provided by a self-contained Carrier Refrigeration Unit mounted on the end of the Container.

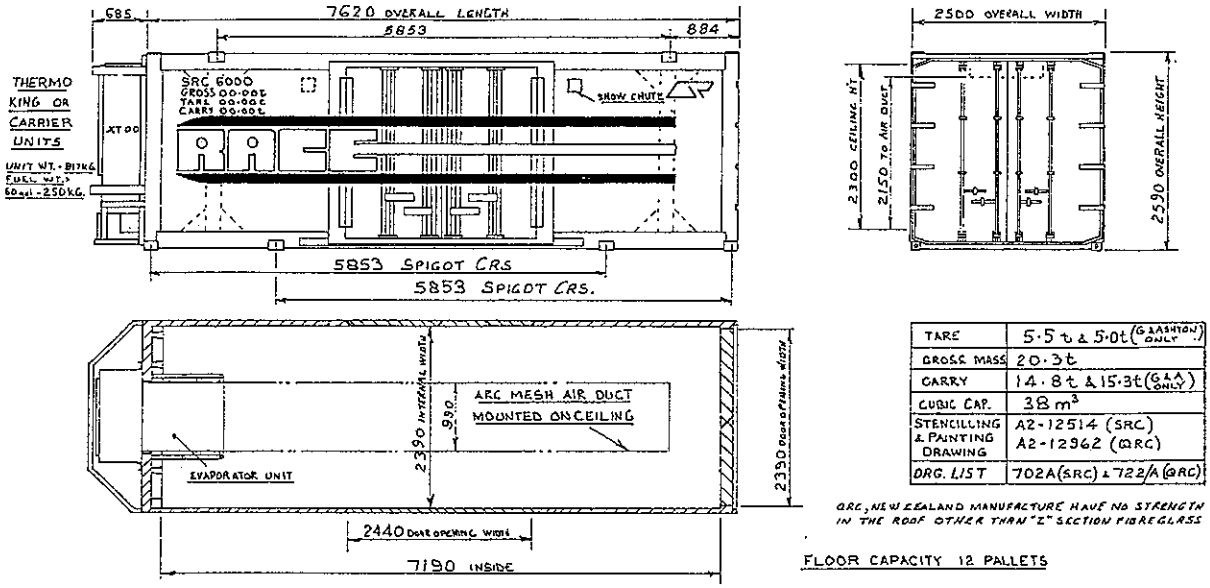

TES (PLOUGH) WAGONS

Description: Four-wheeled Ballast Plough Wagon, suitable for Goods trains only, Steel Construction, Plain Bearings.

Average tare ..... 14.4 tonnes

Floor dimensions Metric (mm) Length 5 590 Width 1 980

Unit length 1.3

Drawgear class D4

Diagram No. P294

Remarks: Concrete floor.

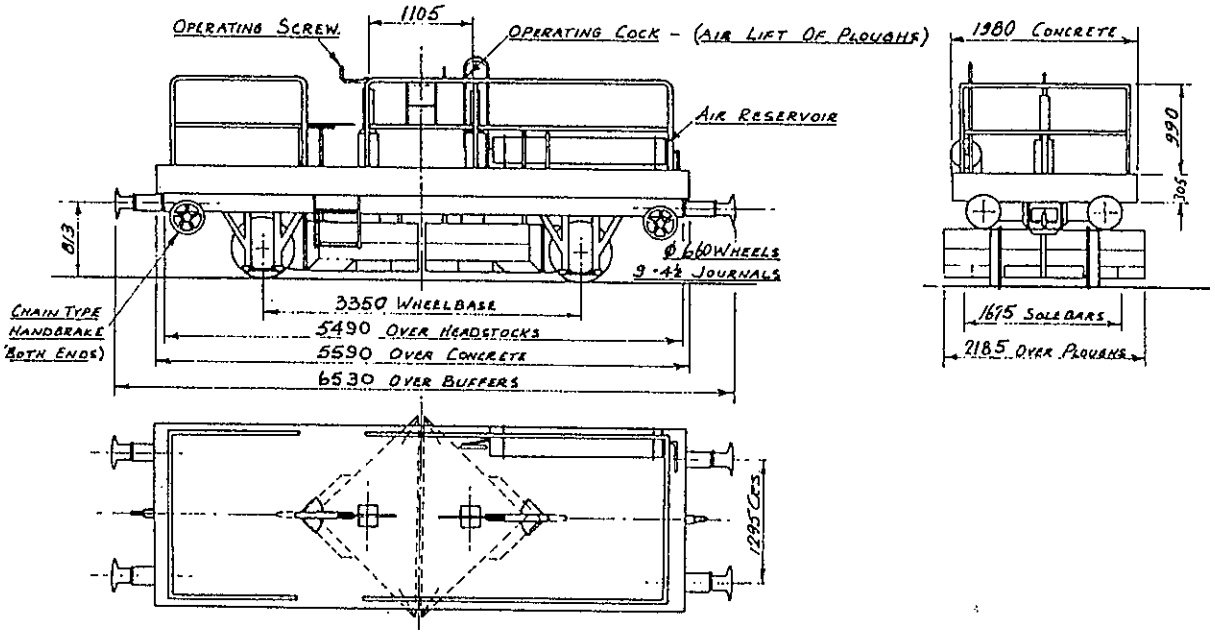

UW (WATER) WAGONS

Description: Eight-wheeled Water Truck, suitable for Goods trains only, Wood Construction (underframe), Plain Bearings.

Carrying capacity	9 660 litres
Average tare	8.4 tonnes
Gross mass	20.3 tonnes

Tank dimensions	Imperial	Length 19′0″	Width 6′0½″
	Metric (mm)	Length 5 790	Width 1 840

Unit length	1.5
Drawgear class	D4
Diagram No.	206

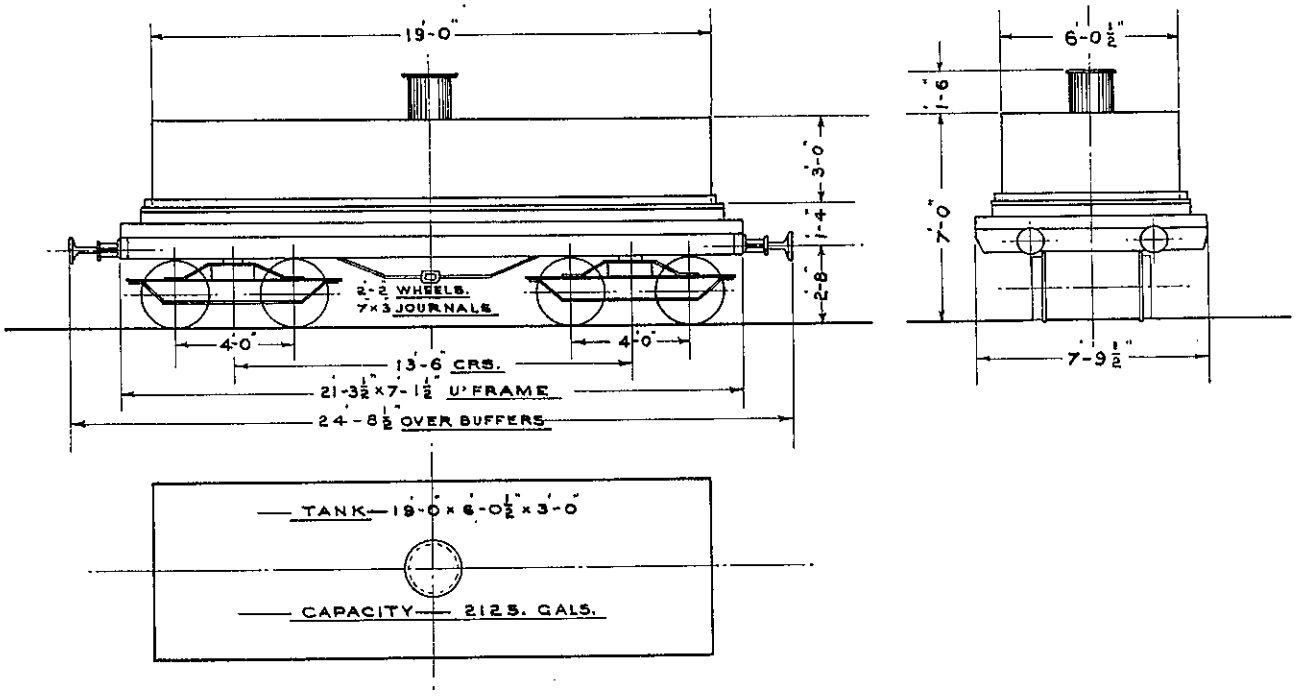

VAG (GRAIN HOPPER) WAGON

Description: Eight-wheeled Bottom Discharge Aluminium Grain Hopper Wagon, Roller Bearings, suitable for Express Freight & Goods trains.

Average tare			15.5 tonnes
Gross mass			•73.0 tonnes
Inside dimensions	Imperial	Length 34′11″	Width 7′10⅛″
	Metric (mm)	Length 10 643	Width 2 391
Cubic capacity		(Water level)	64.35 cubic metres
Unit length			3.0
Drawgear class			D1
Diagram No.			415

Remarks: •S class lines and some A class lines nominated in the "Supplement to the Working Time Tables".

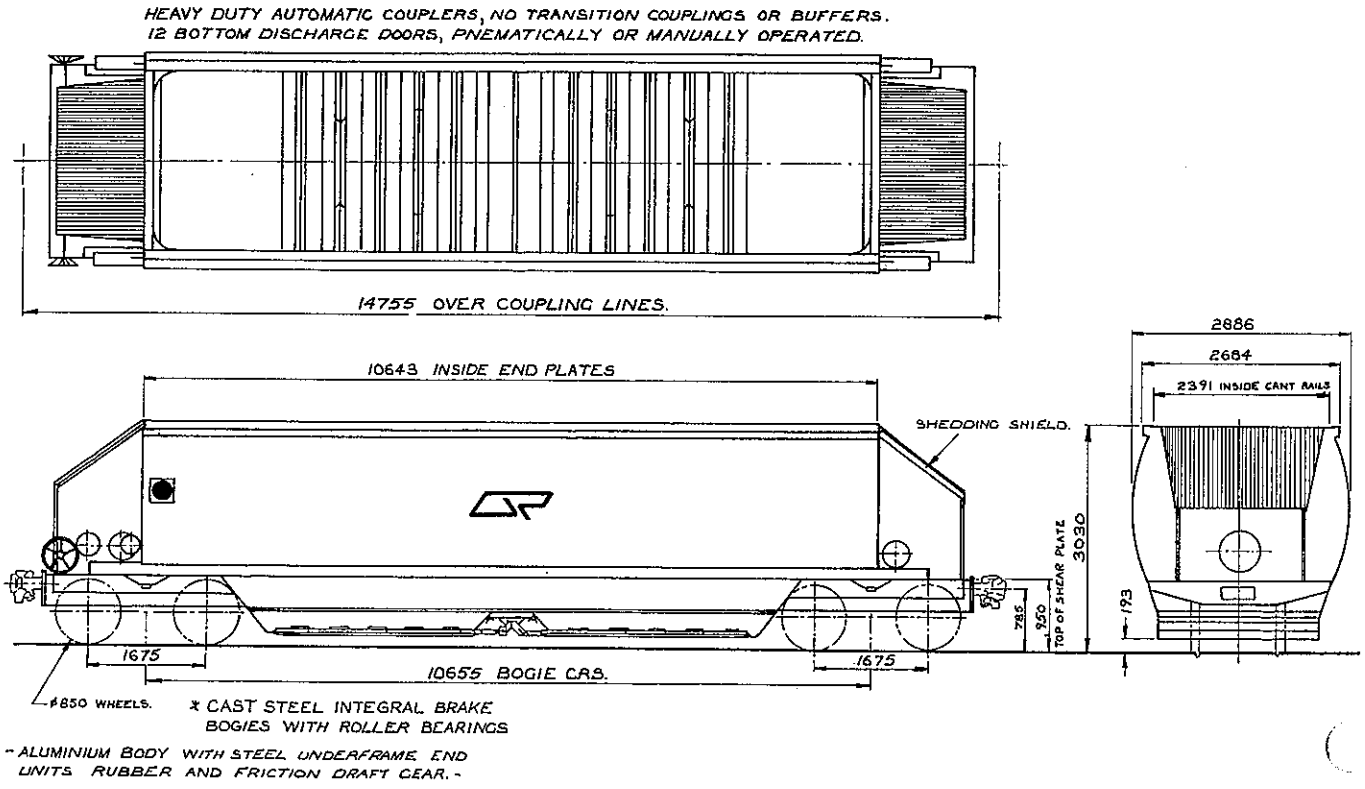

VAH/VAHM (HOPPER) WAGONS

Description: Eight-wheeled Bottom Discharge Aluminium Hopper Wagon, Roller Bearings, suitable for *Express Freight & Goods trains.

Average tare			15.5 tonnes
Gross mass			•71.0 tonnes
Inside dimensions	Imperial	Length 34′0″	Width 8′7″
	Metric (mm)	Length 10 360	Width 2 615
Cubic capacity		(Water level)	54.2 cubic metres
Unit length			3.0
Drawgear class			D1
Diagram No.			329

Remarks: *May be attached to Express Freight trains. Restricted to Goods train speeds in unit coal trains. (See restrictions in Supplement to Working Time Tables.) •S class lines & some A class lines nominated in the "Supplement to Working Time Tables". Some wagons fitted with tie-bar and reclassified VAHM.

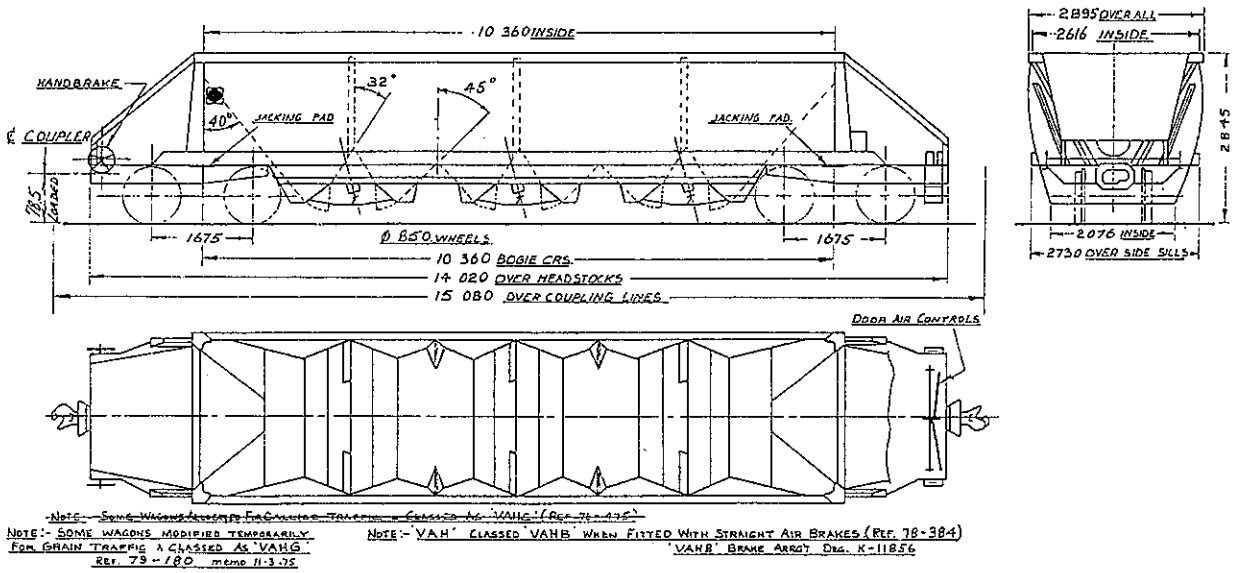

VAJ/VAJM (HOPPER) WAGONS

Description: Eight-wheeled Bottom Discharge Aluminium Coal Hopper Wagon, suitable for *Express Freight and Goods trains, Roller Bearings.

Average tare			15.2 tonnes
Gross mass			•71.0 tonnes
Inside dimensions	Imperial	Length 34′10″	Width 8′7″
	Metric (mm)	Length 10 618	Width 2 620
Cubic capacity		(level)	55.2 cubic metres
Unit length			3.0
Drawgear class			D1
Diagram No.			365

Remarks: *May be attached to Express Freight trains when empty. Restricted to Goods train speeds in unit coal trains. (See restrictions in "Supplement to Working Time Tables".) •S class lines and some A class lines nominated in "Supplement to Working Time Tables".
Some VAJ fitted with tie-bar and reclassified VAJM.

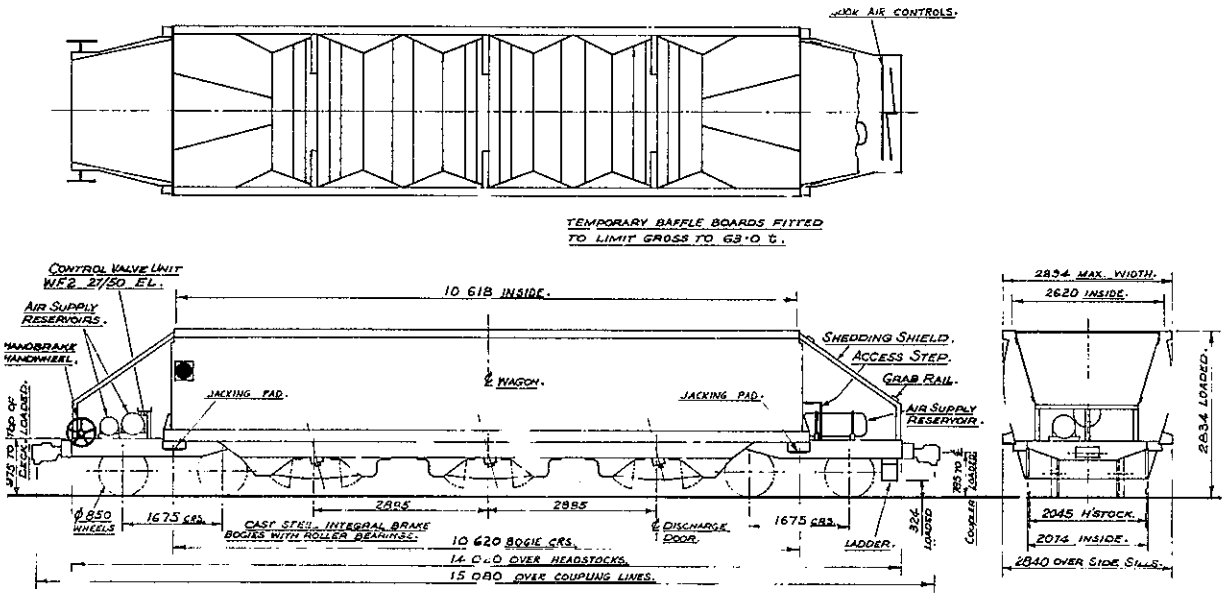

VAK/VAKM (HOPPER) WAGONS

Description: Eight-wheeled Bottom Discharge Aluminium Coal Hopper Wagon, suitable for *Express Freight and Goods trains, Roller Bearings.

Average tare			15.0 tonnes
Gross mass			•71.0 tonnes
Inside dimensions	Imperial	Length 33′11¾″	Width 8′7″
	Metric (mm)	Length 10 356	Width 2 618
Cubic capacity .....(level)			54.2 cubic metres
Unit length			3.0
Drawgear class			D1
Diagram No.			366

Remarks: *May be attached to Express Freight trains. Restricted to Goods train speeds in unit coal trains. (See restrictions in "Supplement to Working Time Tables".) •S class lines and some A class lines nominated in "Supplement to Working Time Tables".
Some VAK fitted with tie-bar, and reclassified VAKM.

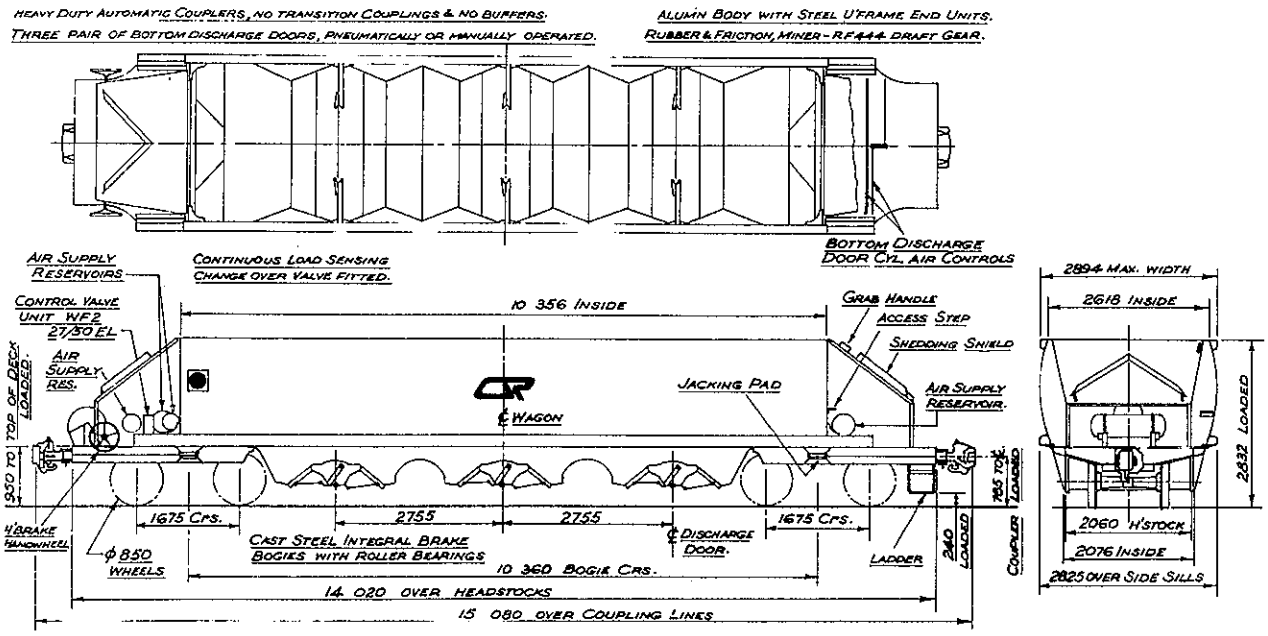

VALJM (HOPPER) WAGONS

Description: Eight-wheeled Bottom Discharge Aluminium Coal Hopper Wagon, Roller Bearings, suitable for *Express Freight and Goods trains.

Average tare			15.1 tonnes
Gross mass			•73.0 tonnes
Inside dimensions	Imperial	Length 34′10″	Width 8′5″
	Metric (mm)	Length 10 618	Width 2 566
Cubic capacity		(WATER LEVEL)	59.0 cubic metres
Unit length			3.0
Drawgear class			D1
Diagram No.			P.368

Remarks: * May be attached to Express Freight trains. Restricted to Goods train speeds in unit coal trains (see restrictions in 'Supplement to Working Time Tables'). • S class lines and some A class lines nominated in the 'Supplement to Working Time Tables'.
Fitted with tie-bar modification.

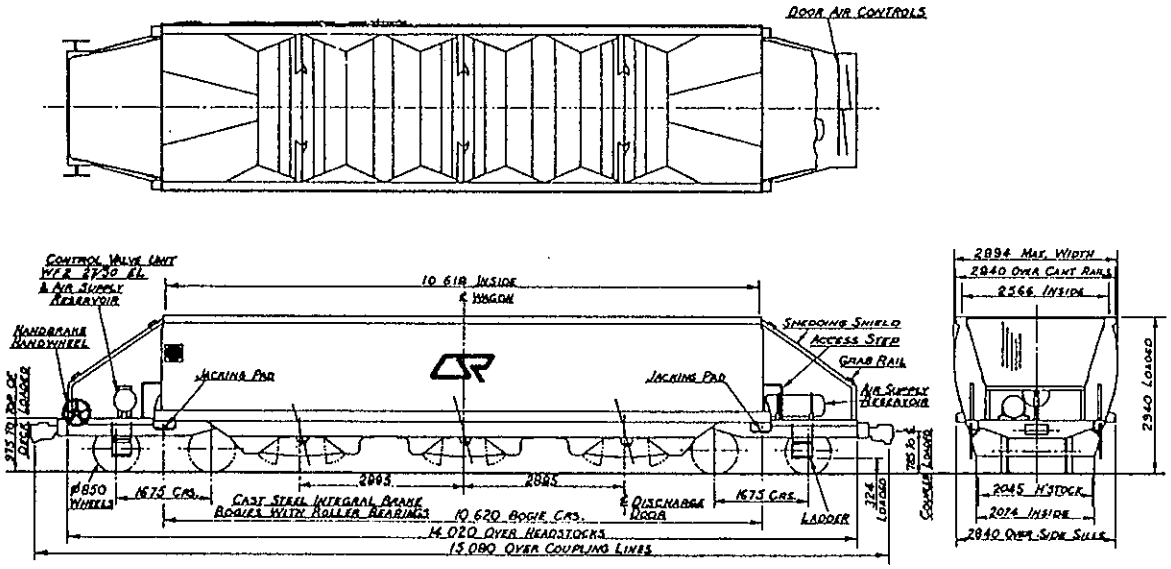

VALKM (HOPPER) WAGONS

Description: Eight-wheeled Bottom Discharge Aluminium Hopper Wagons, Roller Bearings, suitable for *Express Freight and Goods trains.

Average tare			15.0 tonnes
Gross mass			•73.0 tonnes
Inside dimensions	Imperial	Length 34'9⅞"	Width 7'11⅝"
	Metric (mm)	Length 10 614	Width 2 429
Cubic capacity		(WATER LEVEL)	58.9 cubic metres
Unit length			3.0
Drawgear class			D1
Diagram No.			P.367

Remarks: * May be attached to Express Freight trains. Restricted to Goods train speeds in unit coal trains. (See restrictions in 'Supplement to Working Time Tables'). • S class lines and some A class lines nominated in the 'Supplement to Working Time Tables'.
Fitted with tie-bar modification.

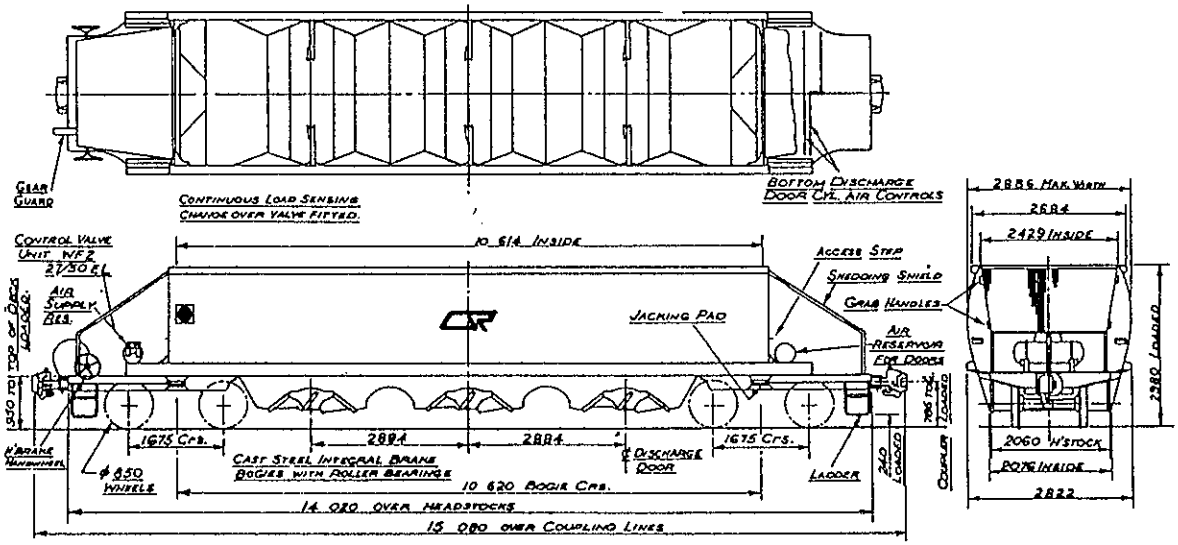

VALL/VALLB/VLLM/VLLMB (HOPPER) WAGONS

Description: Eight-wheeled Bottom Discharge Aluminium Coal Hopper Wagon, Roller Bearings, suitable for *Express Freight & Goods trains.

Average tare			15.1 tonnes
Gross mass			•73.0 tonnes
Inside dimensions	Imperial	Length 37′7¾″	Width 7′11⅝″
	Metric (mm)	Length 11 474	Width 2 429
Cubic capacity		(Water level)	59.3 cubic metres
Unit length			3.0
Drawgear class			D1
Diagram No.			386

Remarks: *May be attached to Express Freight trains. Restricted to Goods train speeds in unit coal trains. (See restrictions in "Supplement to Working Time Tables".) •S class lines & some A class lines nominated in "Supplement to Working Time Tables". *VALL classified VALLB when fitted with straight air brakes.*
Some VALL reclassified VLLM when fitted with tie-bar.
Some VALLB reclassified VLLMB when fitted with tie-bar.

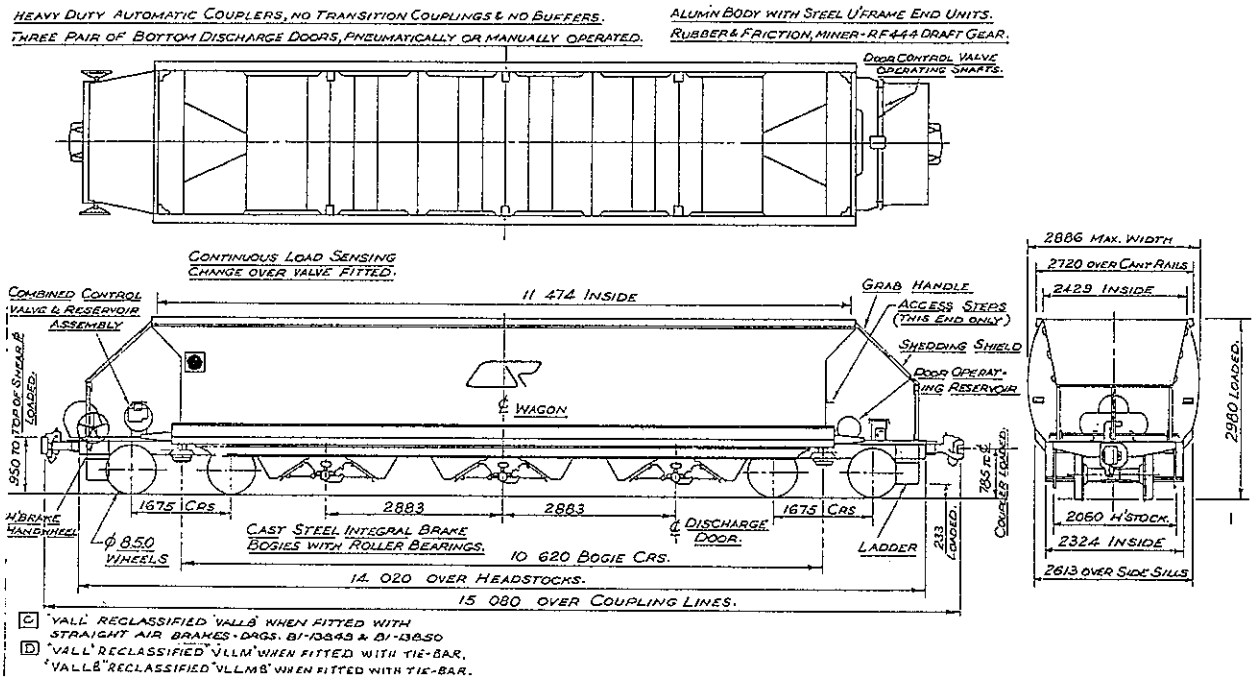

VALM/VALMB (HOPPER) WAGONS

Description: Eight-wheeled Bottom Discharge Aluminium Coal Hopper suitable for Express Freight and Goods trains, Roller Bearings.

Average tare			15.4 tonnes
Gross mass			•71.0 tonnes
Inside dimensions	Imperial	Length 34′9¾″	Width 8′4½″
	Metric (mm)	Length 10 610	Width 2 555
Cubic capacity		Heaped	65.64 cubic metres
Unit length			3.0
Drawgear class			D1
Diagram No.			P.380

Remarks: * May be attached to Express Freight trains. Restricted to Goods train speeds in unit coal trains (see restriction in 'Supplement to Working Time Tables'). • S Class lines and some A Class lines nominated in 'Supplement to Working Time Tables'.
All wagons fitted with tie-bar modification.
Some wagons fitted with straight air brakes and reclassified VALMB.

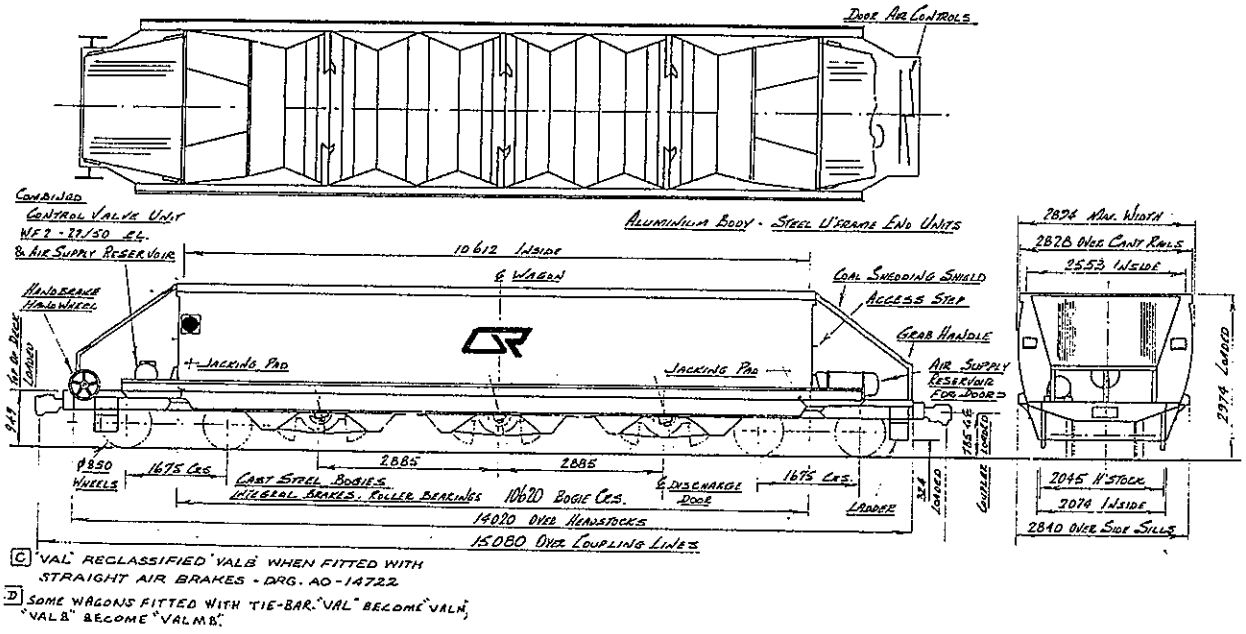

VAMMB (HOPPER) WAGONS

Description: Eight-wheeled Aluminium Bottom Discharge Coal Hopper Wagon, Roller Bearings, suitable for *Express Freight & Goods trains.

Average tare				15.0 tonnes
Gross mass				•71.0 tonnes
Inside dimensions	Imperial	Length 34'0"	Width 7'11¼"	
	Metric (mm)	Length 10 356	Width 2 420	
Cubic capacity			(Water level)	57.3 cubic metres
Unit length				3.0
Drawgear class				D1
Diagram No.				377

Remarks: * May be attached to Express Freight trains. Restricted to Goods train speeds in unit coal trains. (See restrictions in 'Supplement to Working Time Tables'.) • S class lines and some A class lines nominated in 'Supplement to Working Time Tables'.
Fitted with straight air brakes, and tie-bar.

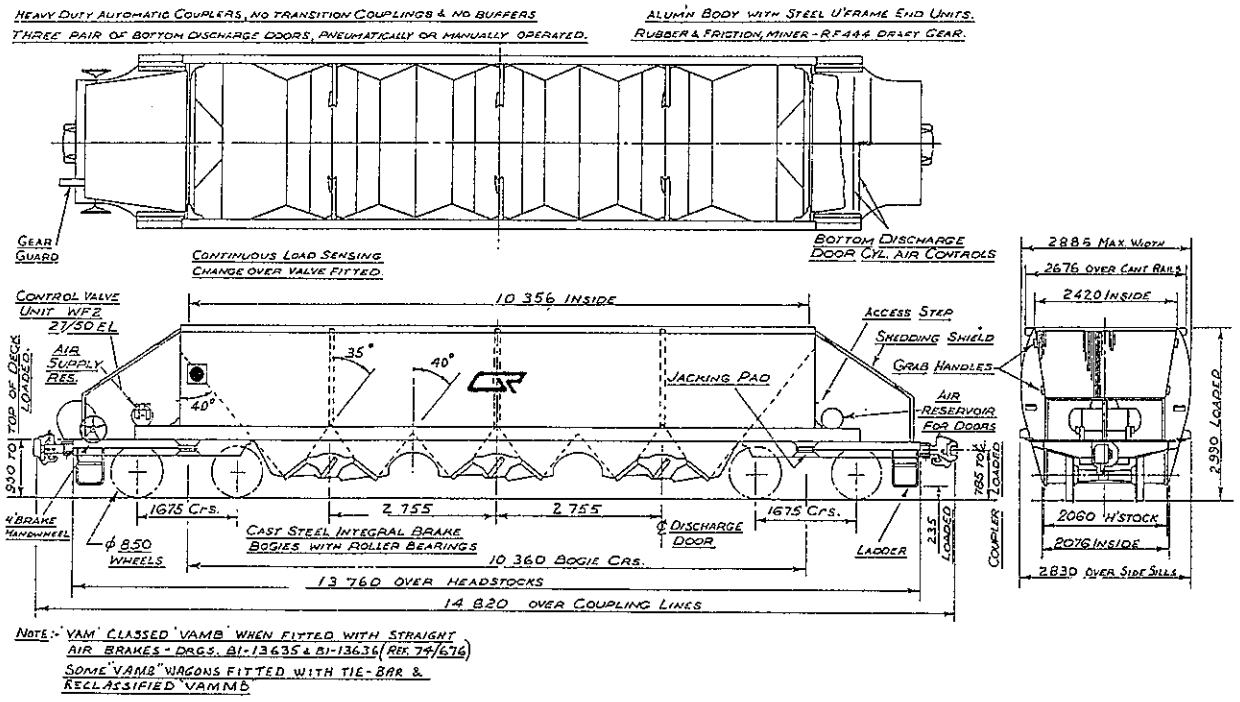

VAO (HOPPER) WAGONS

Description: Eight-wheeled Aluminium Bottom Discharge Coal Hopper Wagon, suitable for *Express Freight and Goods trains, Aluminium Construction, Roller Bearings.

Average tare		14.4 to	15.2 tonnes
Gross mass			•71 tonnes
Inside dimensions	Imperial	Length 34′0″	Width 8′9¼″
	Metric (mm)	Length 10 360	Width 2 675
Cubic capacity		(Water level)	52.2 cubic metres
Unit length			3.1
Drawgear class			D1
Diagram No.			216 & 216A

Remarks: *May be attached to Express Freight trains. Restricted to Goods train speeds in unit coal trains. (See restrictions in "Supplement to Working Time Tables".) •S class lines and some A class lines nominated in "Supplement to Working Time Tables".

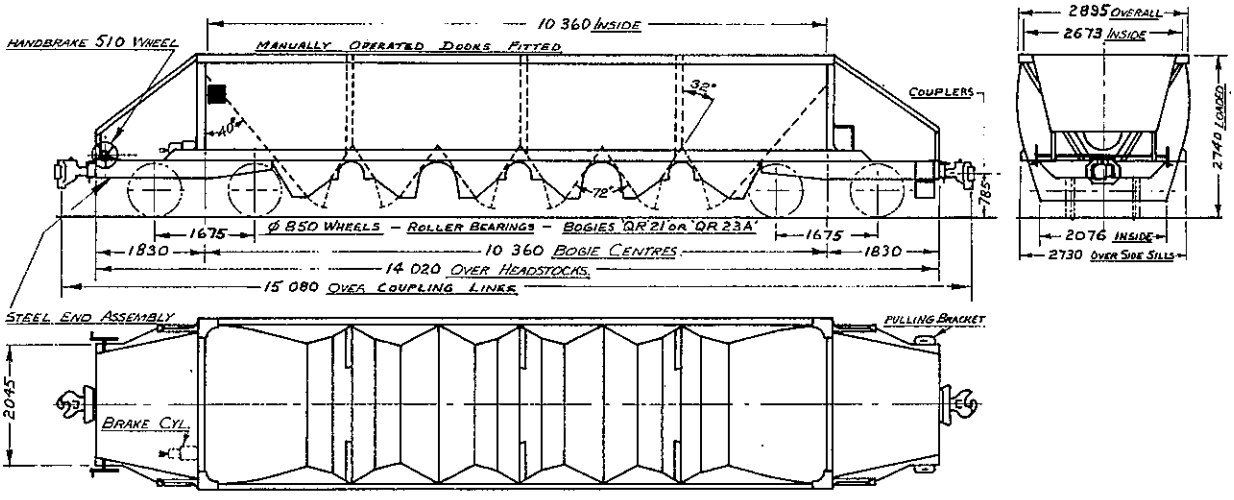

VAOS HOPPER WAGONS

Description: Eight-wheeled, Bottom Discharge Aluminium Sugar or Grain Wagon, suitable for Express Freight and Goods trains, Roller Bearings.

Average tare			14.6 tonnes
Gross mass			†63.0 tonnes
Inside dimensions	Imperial	Length 36′0″	Width 8′9¼″
	Metric (mm)	Length 10 970	Width 2 675
Cubic capacity		(Water level)	55.5 cubic metres
Unit length			3.1
Drawgear class			D1
Diagram No.			381

Remarks: Converted from VAO Wagons fitted with steel Canopy and Tarpaulin. Some wagons fitted with swing hood.

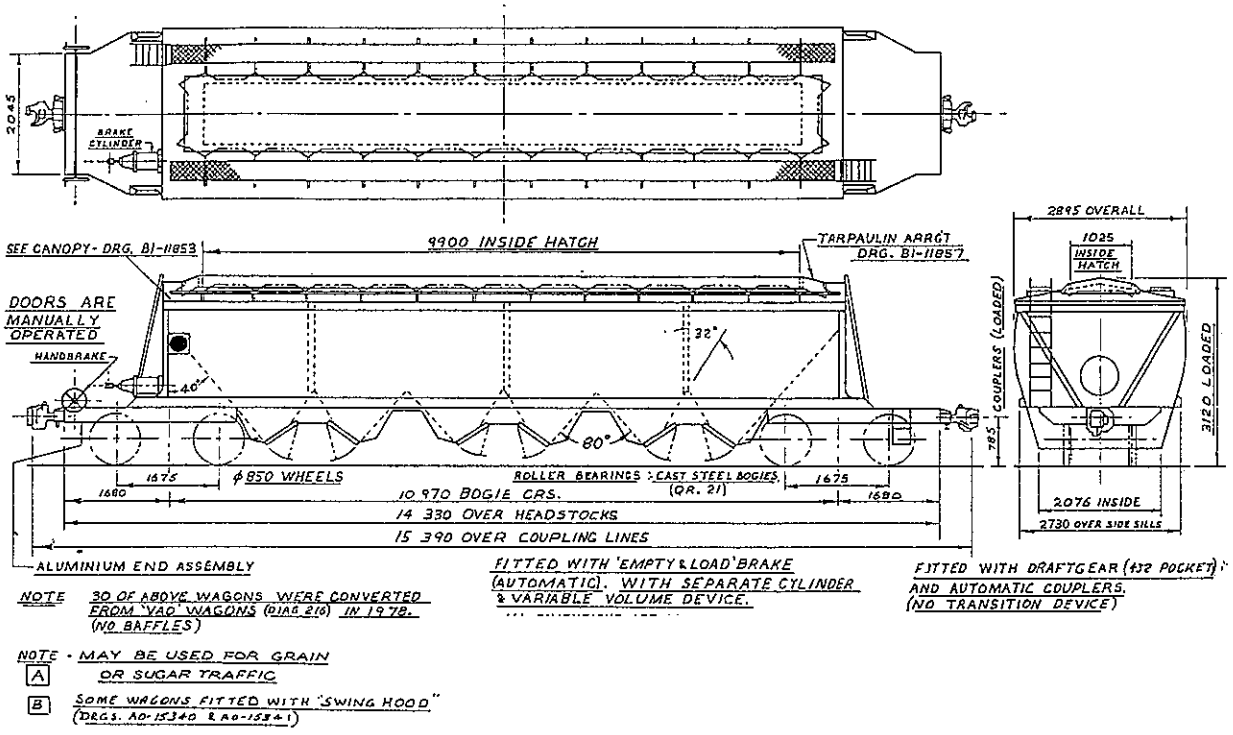

VASO (BULK SUGAR) WAGONS

Description: Eight-wheeled, Bottom Discharge Aluminium Sugar Hopper Wagon suitable for Express Freight and Goods trains — Roller Bearings.

Average tare	17.2 tonnes
Gross mass	†63.0 tonnes
Cubic capacity	55 cubic metres
Unit length	3.1
Drawgear class	D1
Diagram No.	378

Remarks: Not fitted with transition couplings or buffers.

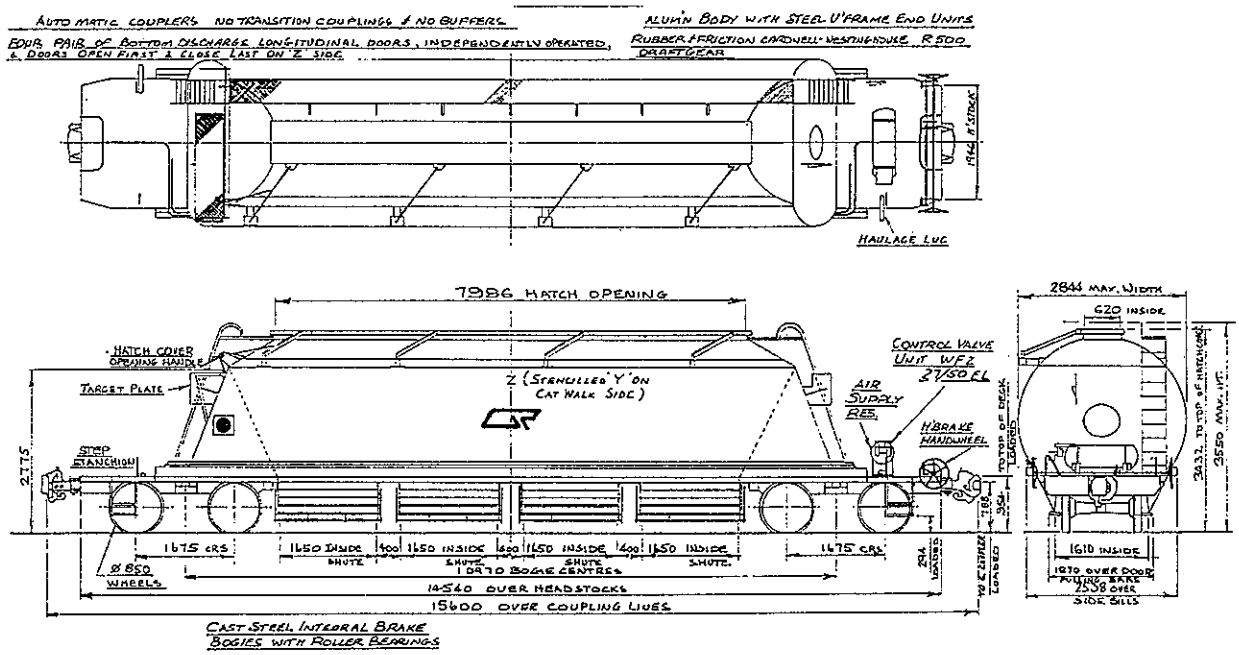

VAZ/VAZB/VAZM/VAZMB (HOPPER) WAGONS

Description: Eight-wheeled Aluminium Bottom DischargeCoal Hopper Wagon, Roller Bearings, suitable for *Express Freight & Goods trains.

Average tare				17.1 tonnes
Gross mass				•80.0 tonnes
Inside dimensions	Imperial	Length 38′8″	Width 8′6″	
	Metric (mm)	Length 11 790	Width 2 585	
Cubic capacity			(Water level)	66.5 cubic metres
Unit length				3.0
Drawgear class				D1
Diagram No.				385

Remarks: *May be attached to Express Freight trains. Restricted to Goods train speeds in unit coal trains. (See restrictions in "Supplement to Working Time Tables".) •S class lines & some A class lines nominated in "Supplement to Working Time Table".
Some VAZ reclassified VAZB when fitted with Straight Air Brakes.
Some VAZ reclassified VAZM when fitted with tie-bar.
Some VAZB reclassified VAZMB when fitted with tie-bar.

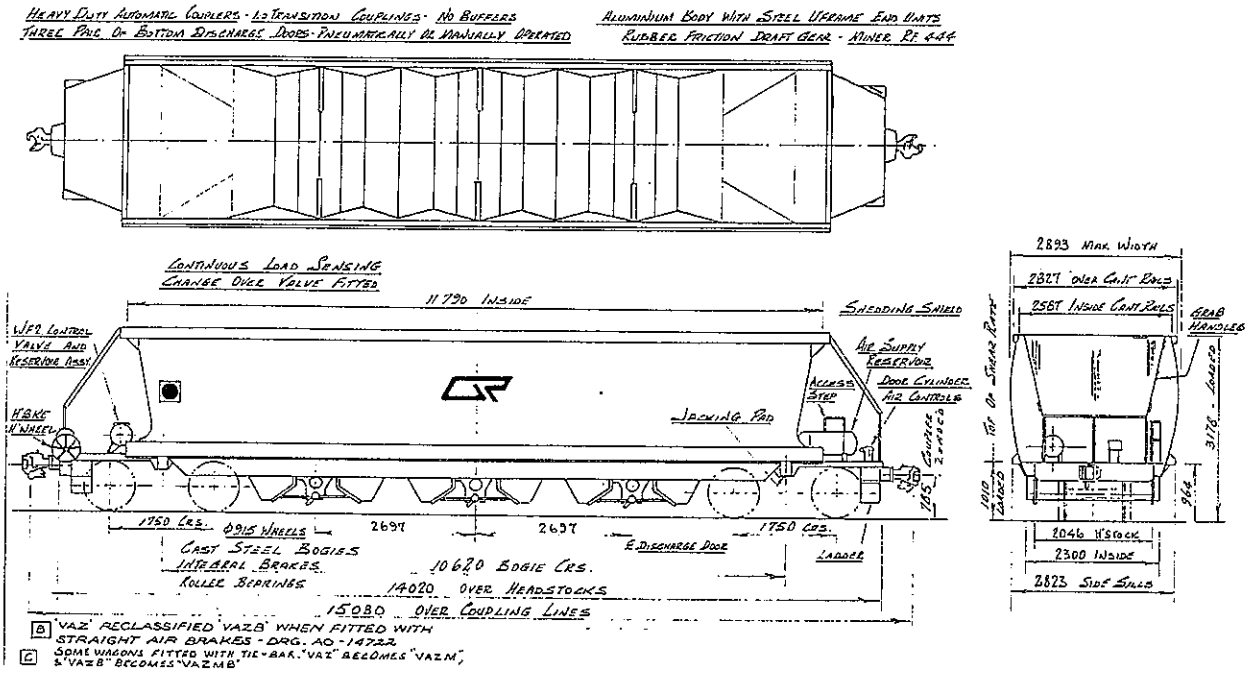

VBO/VBOM/VBOS (HOPPER) WAGONS

Description: Eight-wheeled Ballast Wagon, suitable for Express Freight trains, Steel Construction, Roller Bearings.

Average tare			18.8 tonnes
Gross mass	¶40.6, §48.7, †63, S Class lines		71 tonnes
Inside dimensions	Imperial	Length 34′4″	Width 7′7¼″
	Metric (mm)	Length 10 468	Width 2 316
Cubic capacity			24.0 (level) cubic metres
Unit length			3.2
Drawgear class			D1
Diagram No.			369

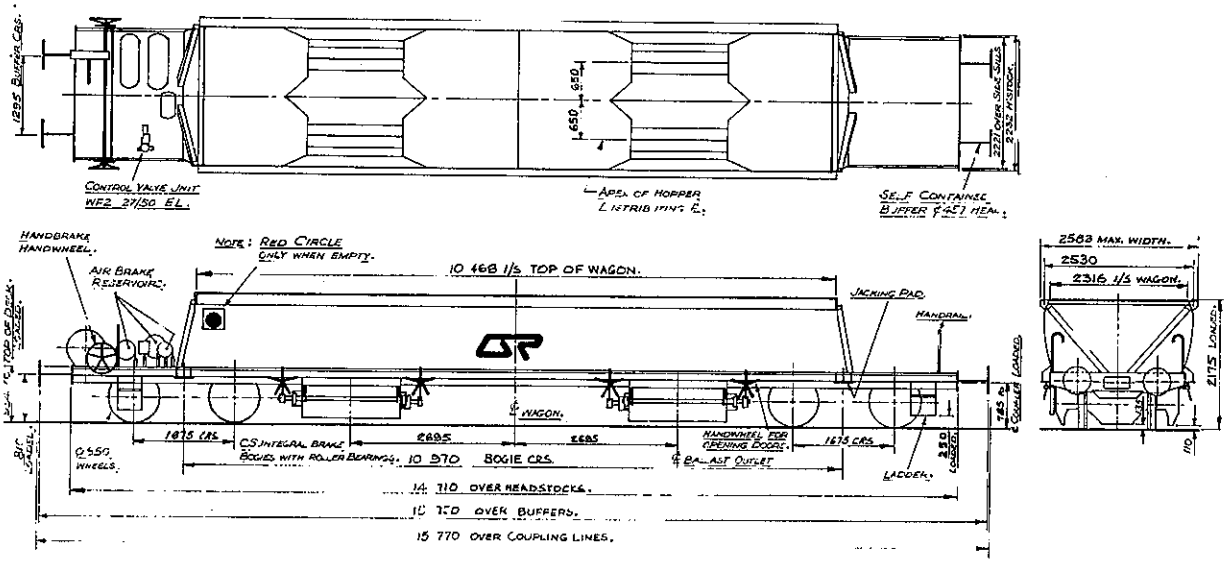

VGY (BULK GRAIN) WAGONS

Description: Eight-wheeled Aluminium Covered Bulk Grain Hopper Wagon, suitable for Express Freight and Goods trains, Aluminium Construction, Roller Bearings.

Average tare	12.0 tonnes
Gross mass	¶40.6, §42.6, †44.7 tonnes

Inside dimensions	Imperial	Length 27′0″	Width 9′4⅜″
	Metric (mm)	Length 8 230	Width 2 855

Cubic capacity	42.2 cubic metres
Unit length	2.5
Drawgear class	D1
Diagram No.	212

Remarks: Serial Number 33769.

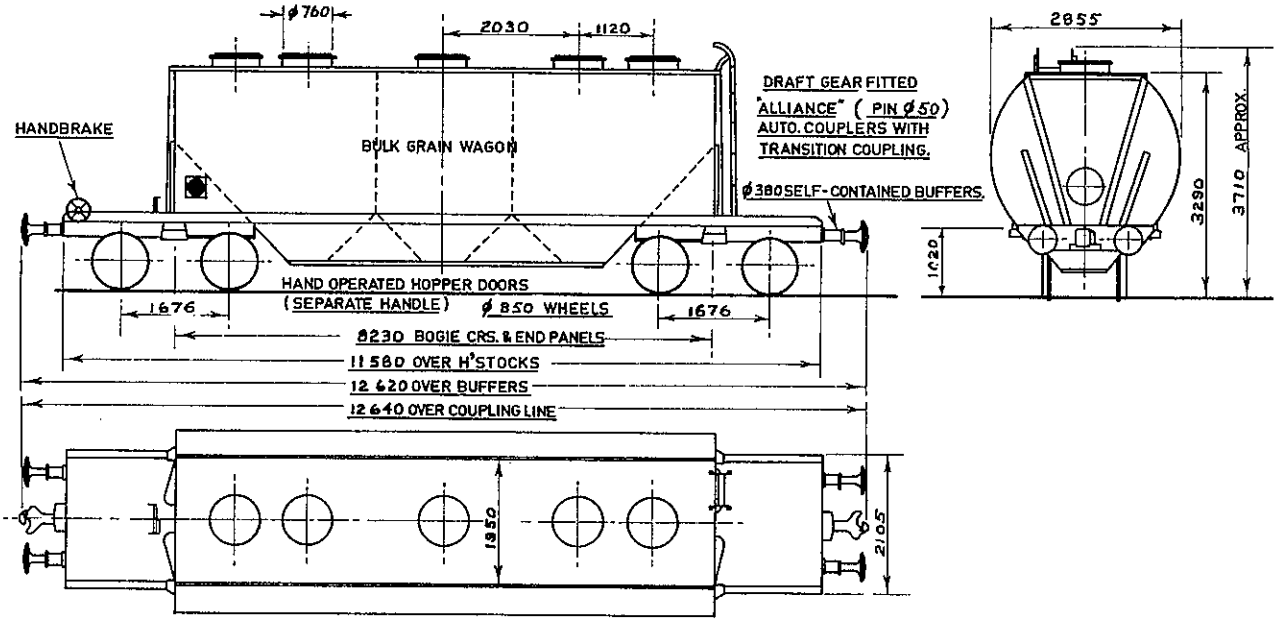

VJB (HOPPER) WAGONS

Description: Four-wheeled Ballast Hopper Wagon, suitable for Goods trains only, Steel Construction, Plain Bearings.

Carrying capacity			11.2 tonnes
Average tare			6.1 tonnes
Inside dimensions	Imperial	Length 13′11¾″	Width 7′2⅝″
	Metric (mm)	Length 4 260	Width 2 200
Cubic capacity			8.0 cubic metres
Unit length			1.1
Drawgear class			D4
Diagram No.			375

Remarks: Converted from VJS (Mineral Sands Wagons).

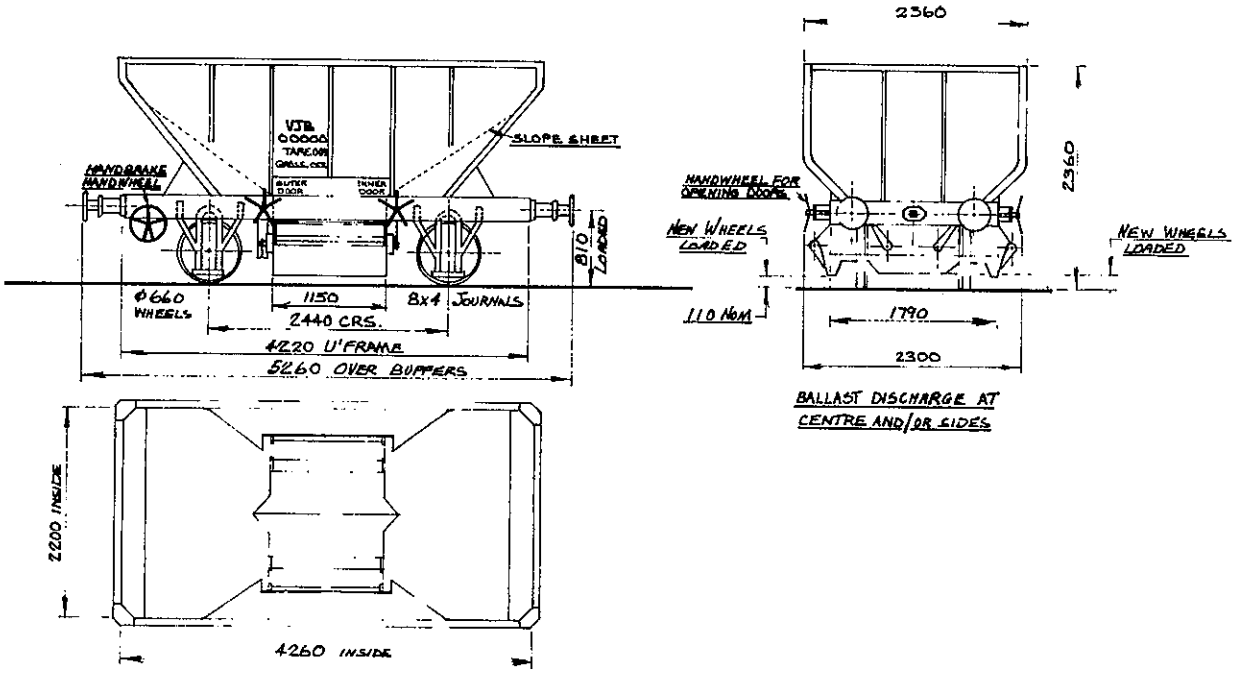

VJDG (HOPPER) WAGONS

Description: Four-wheeled covered Bulk Grain Wagon, suitable for Goods trains only, Steel Construction, Plain Bearings.

Carrying capacity	10.5 tonnes
Average tare	5.7 tonnes
Inside dimensions Metric (mm) Length 4 215 Width 2 210	
Cubic capacity	13.5 cubic metres
Unit length	1.1
Drawgear class	D4
Diagram No.	P.322

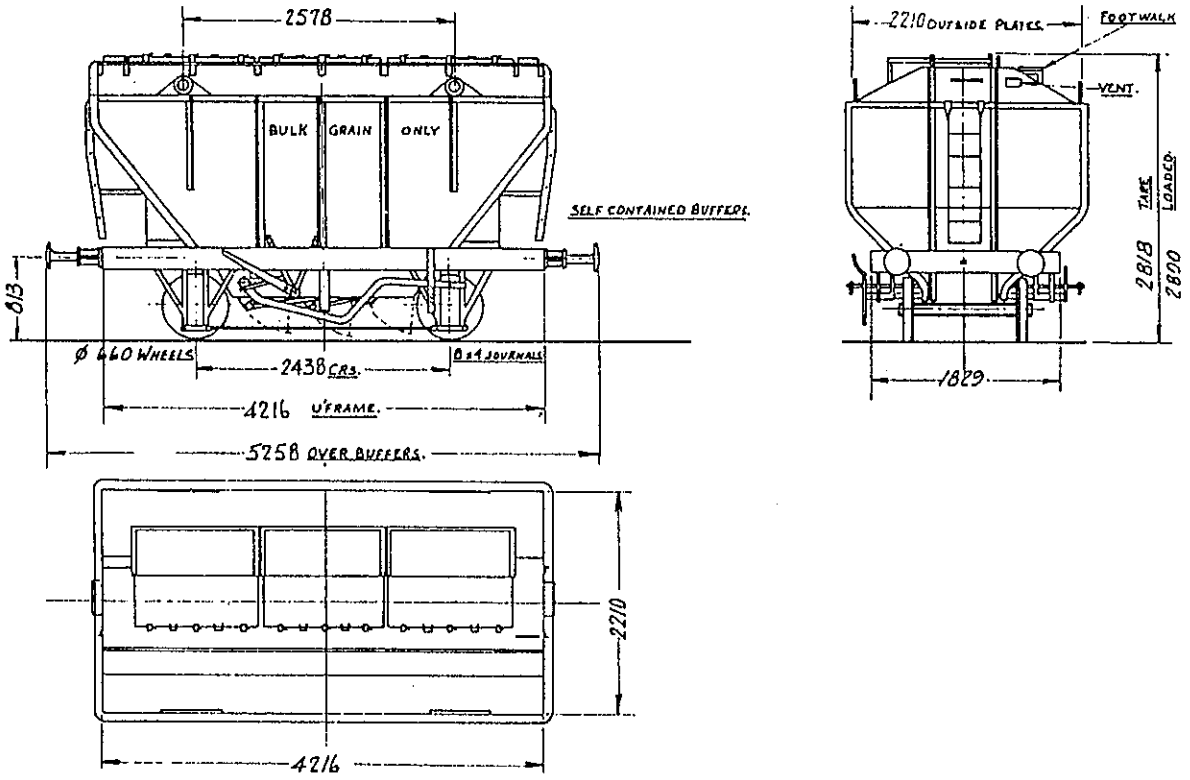

VJM/MVJM (HOPPER) WAGONS

Description: Four-wheeled Hopper Wagon, suitable for Goods trains only, Plain Bearings, some Steel Construction, some Wood Construction.

Carrying capacity	11.0 tonnes
Average tare	4.8 tonnes
Inside dimensions Imperial	Length 15′7″ Width 7′2⅝″
Inside dimensions Metric (mm)	Length 4 750 Width 2 200
Cubic capacity	11.3 cubic metres
Unit length	1.1
Drawgear class	D4
Diagram No.	227, 228 & 229A

Remarks: VJM 22316 has aluminium body (steel U/frame). Some have smaller inside dimensions.
Some VJM reclassified MVJM for departmental use (Shunters' School).

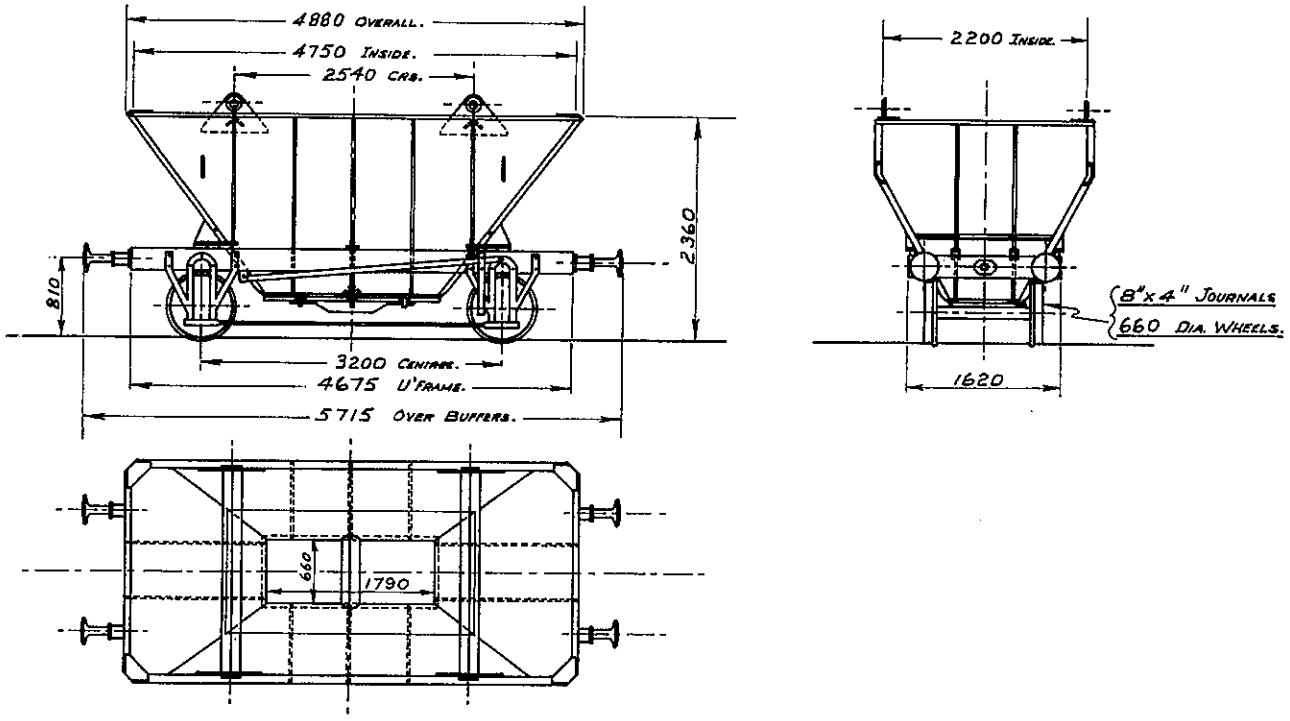

VJMG (HOPPER) WAGONS

Description: Four-wheeled convered Bulk Grain Wagon, suitable for Goods trains only, Steel Construction, Plain Bearings.

Carrying capacity	10.5 tonnes
Average tare	5.7 tonnes
Inside dimensions Metric (mm) Length 4 220 width 2 210	
Cubic capacity	13.5 cubic metres
Unit length	1.1
Drawgear class	D4
Diagram No.	P.221

Remarks: Converted from VJM wagons. Painted light grey.

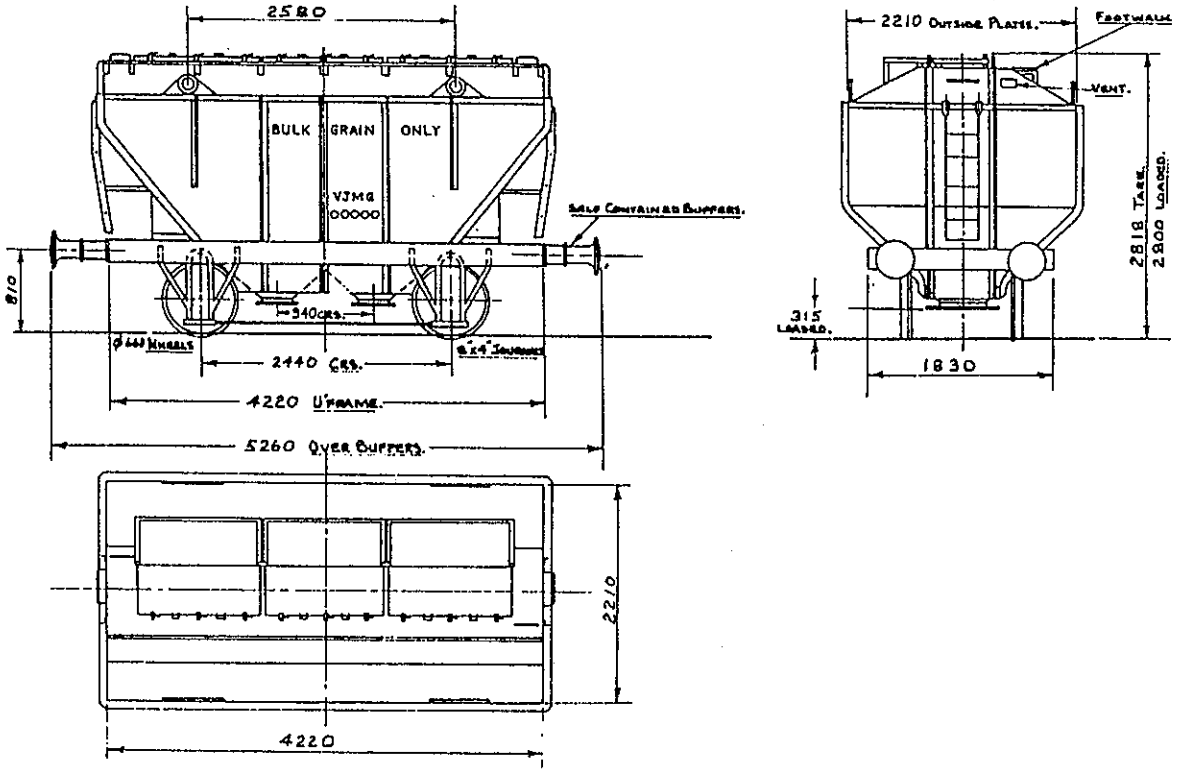

VTJ (BALLAST) WAGONS

Description: Four-wheeled Ballast Hopper Wagons with fixed body, suitable for Goods trains only, Steel Underframe, Plain Bearings.

Carrying capacity			11.5 tonnes
Average tare			4.9 tonnes
Inside dimensions	Imperial	Length 13′1″	Width 8′10″
	Metric (mm)	Length 3 990	Width 2 690
Cubic capacity	(Without 6″ raised sides) (level)		5.5 cubic metres
Unit length			1.1
Drawgear class			D4
Diagram No.			272

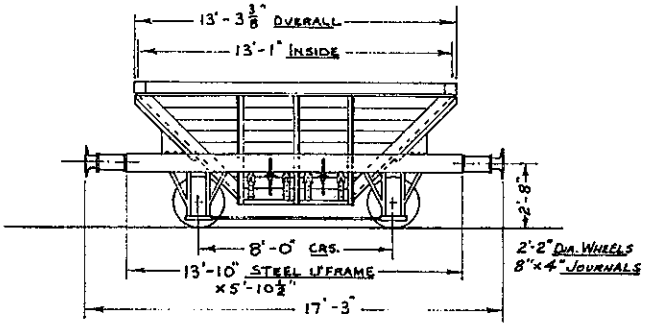

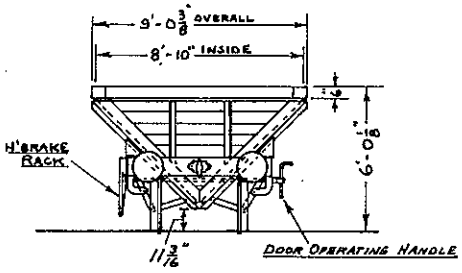

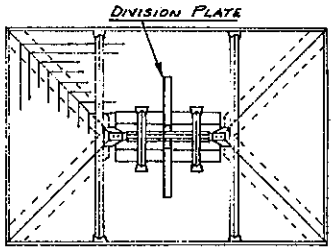

VO (HOPPER) WAGONS

Description: Eight-wheeled Hopper Wagon with pneumatically operated doors, suitable for *Express Freight and Goods trains, Steel Construction, Roller Bearings.

Average tare			19.2 tonnes
Gross mass			•71 tonnes
Inside dimensions	Imperial	Length 37'0"	Width 8'7½"
	Metric (mm)	Length 11 275	Width 2 630
Cubic capacity .....(includes 250mm heap)			60.5 cubic metres
Unit length			2.9
Drawgear class			D1
Diagram No.			220

Remarks: *May be attached to Express Freight trains. Restricted to Goods train speeds in unit coal trains. (See restrictions in "Supplement to Working Time Tables".) •S class lines and some A class lines nominated in "Supplemented to Working Time Tables".

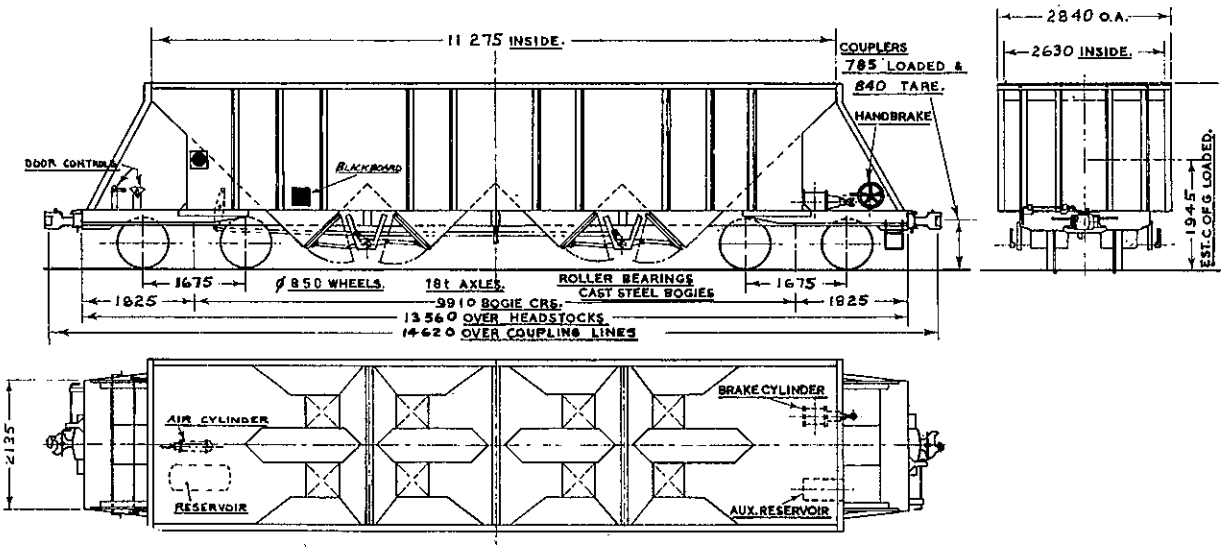

VSNB/VSNBS/VSNBM (HOPPER) WAGONS

Description: Eight-wheeled Steel Bottom Discharge Coal Hopper Wagon, Roller Bearings, suitable for *Express Freight and Goods trains.

Average tare			20.4 tonnes
Gross mass			•90.0 tonnes
Inside dimensions	Imperial	Length 42′7¾″	Width 7′8½″
	Metric (mm)	Length 13 000	Width 2 350
Cubic capacity		(Water level)	76.6 cubic metres
Unit length			3.1
Drawgear class			D1
Diagram No.			452

Remarks: *May be attached to Express Freight trains. Restricted to Goods train speeds in unit coal trains. (See restrictions in "Supplement to Working Time Tables".) •Specified S class lines only.

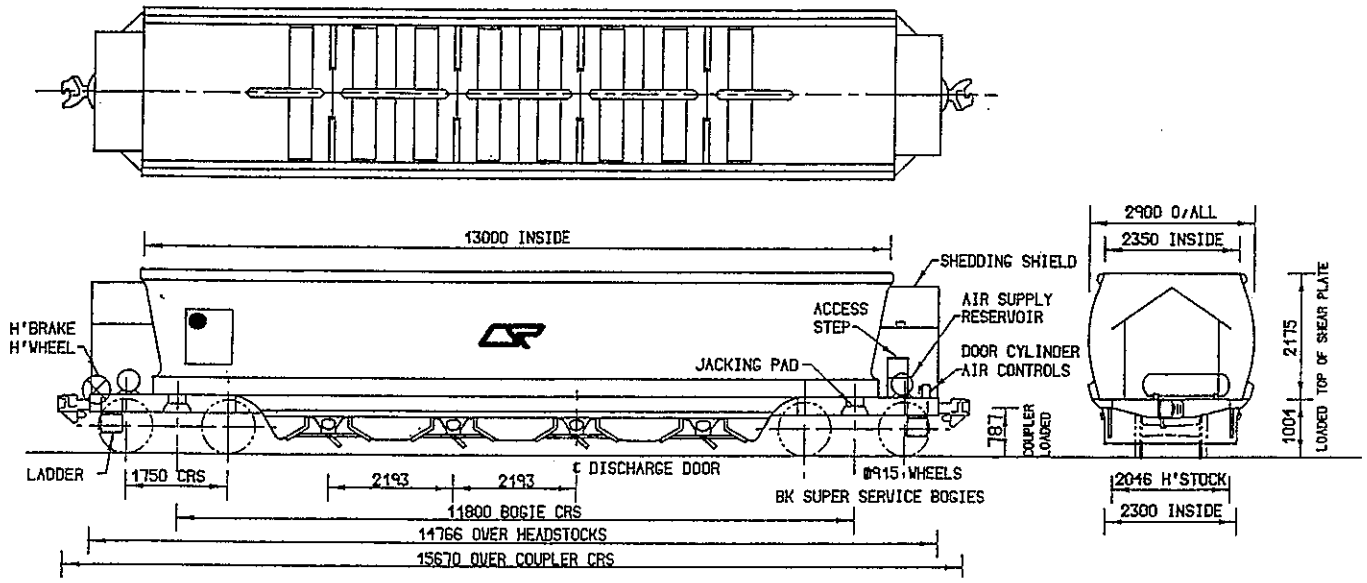

VTE (HOPPER) WAGONS

Description: Four-wheeled Steel Hopper Ballast Wagon with fixed body, suitable for Goods trains only, Steel Construction, Plain Bearings.

Carrying capacity	14.0 tonnes
Average tare	6.1 tonnes
Inside dimensions Imperial	Length 14'8⅛" Width 8'8⅛"
Inside dimensions Metric (mm)	Length 4 475 Width 2 645
Cubic capacity (level)	8.1 cubic metres
Unit length	1.3
Drawgear class	D4
Diagram No.	235

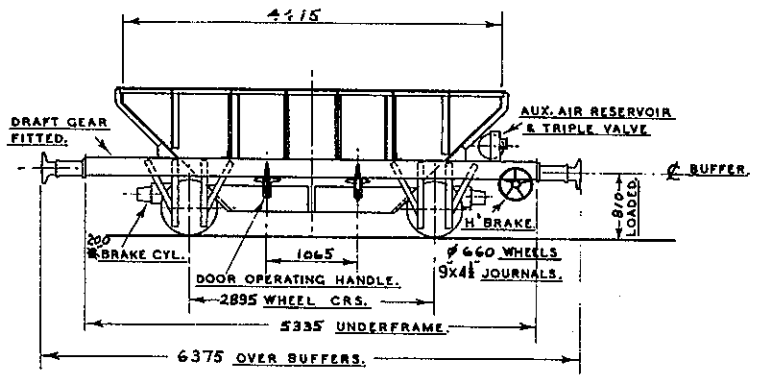

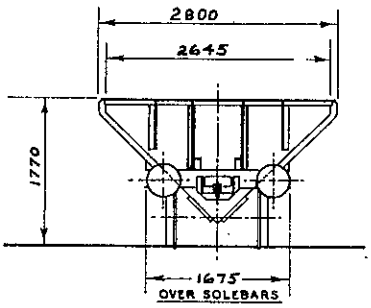

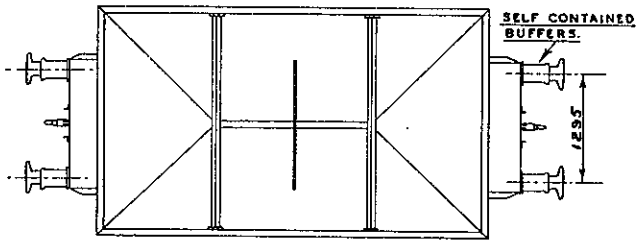

VTS (HOPPER) WAGONS

Description: Four-wheeled Ballast Wagon with fixed body, suitable for Goods trains only, Steel Construction, Plain Bearings.

Carrying capacity			11.5 tonnes
Average tare			4.6 tonnes
Inside dimensions	Imperial	Length 14'8½"	Width 8'8½"
	Metric (mm)	Length 4 480	Width 2 655
Cubic capacity		(level)	6.2 cubic metres
Unit length			1.1
Drawgear class			D4
Diagram No.			238

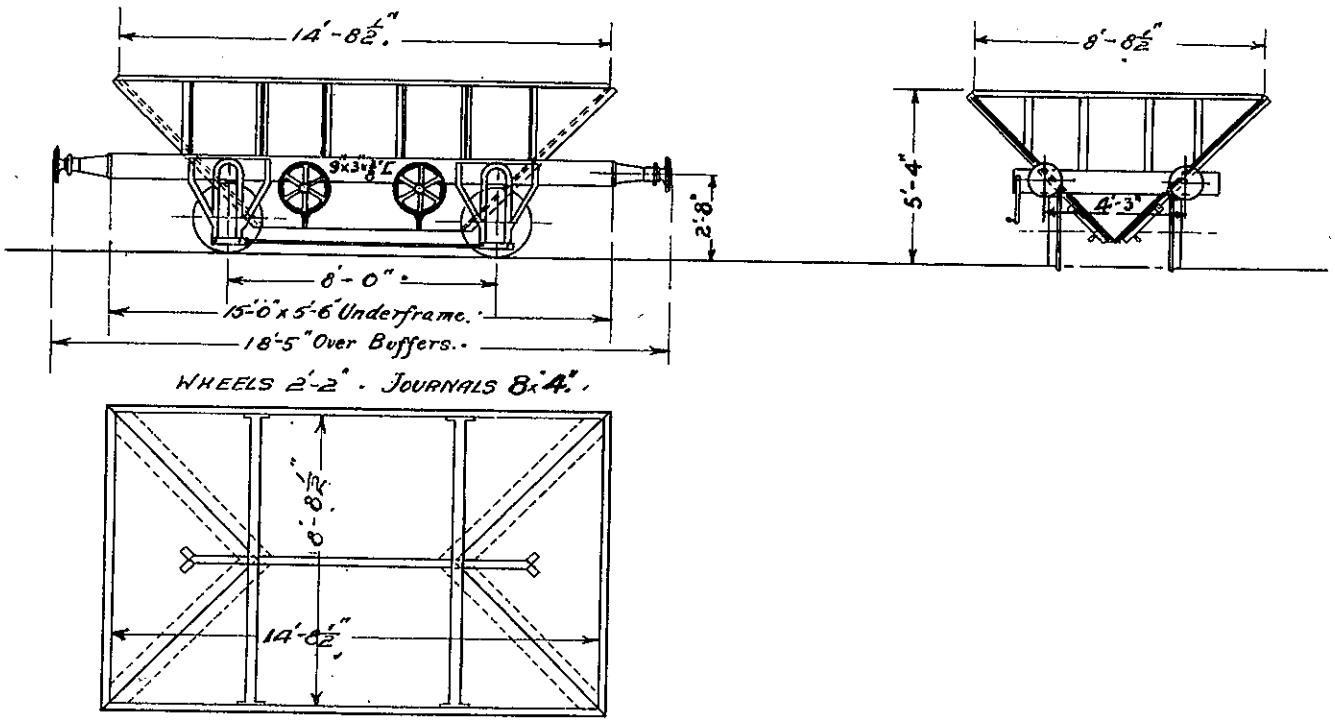

WCC (FLAT) WAGONS

Description: Eight-wheeled Bulk Cement Container Wagon, Steel Construction, Roller Bearings, suitable for Express Freight & Goods trains.

Carrying capacity	§26.5,	¶23.1 tonnes
Average tare		17.5 tonnes
Floor dimensions Imperial	Length 39′11¾″	Width 8′0″
Floor dimensions Metric (mm)	Length 12 185	Width 2 440
Unit length		2.6
Drawgear class		D1
Diagram No.		421

Remarks: Converted from WHE wagons & fitted with five five-tonne containers.

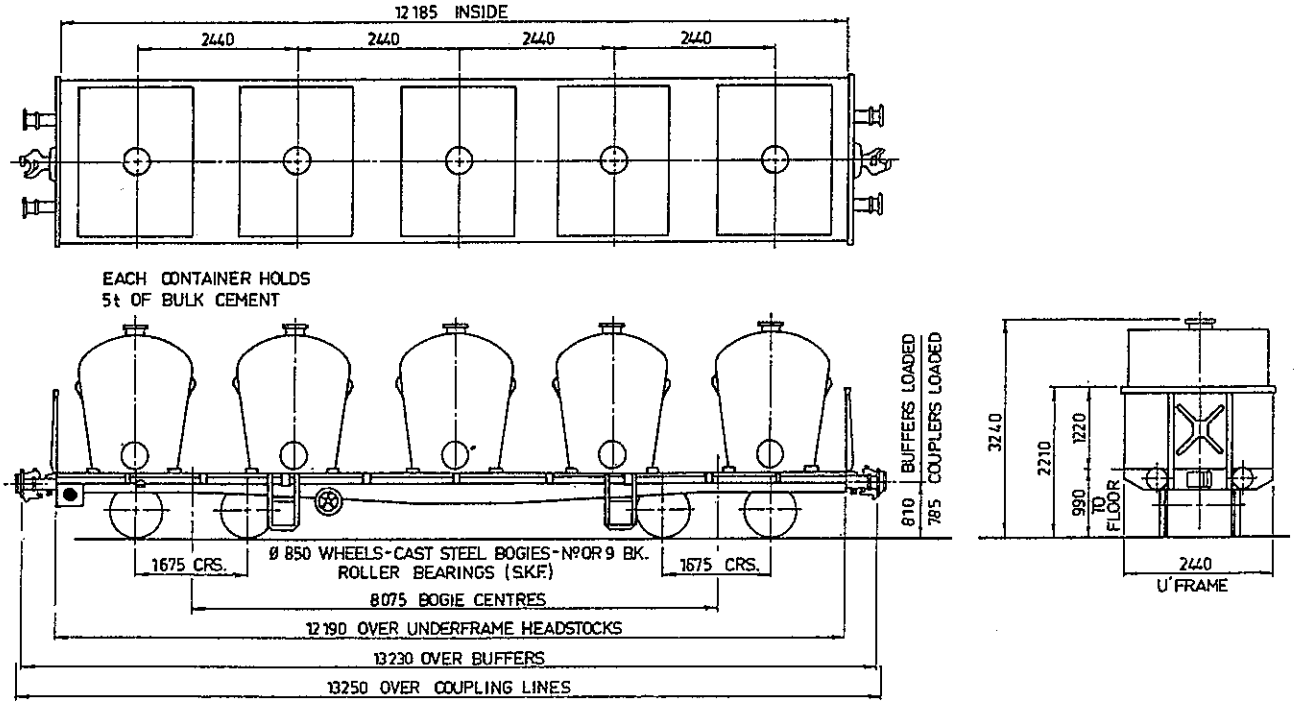

DRGS. FOR ORIGINAL CONTAINERS & FITTINGS - K·7411 & K·7707
CONVERTED FROM 'WHE' WAGON - DIAG Nº 249

WE (TANK) WAGONS

Description: Eight-wheeled Tank wagon, suitable for Express Freight and Goods trains, Steel Construction.

Carrying capacity	22 730
Average tare	17.0 tonnes
Gross mass	40.6 tonnes

Tank dimensions	Imperial	Length 39′0″	Width 6′0″
	Metric (mm)	Length 11 890	Width 1 830

Unit length	2.6
Drawgear class	D3
Diagram No.	246

Remarks: Serial Numbers 29397, 29398, 29399. 29397 is fitted with Cast Steel bogies and Roller Bearings. 29398 and 29399 have Plain Bearings. All on loan to Boral for Bitumen.

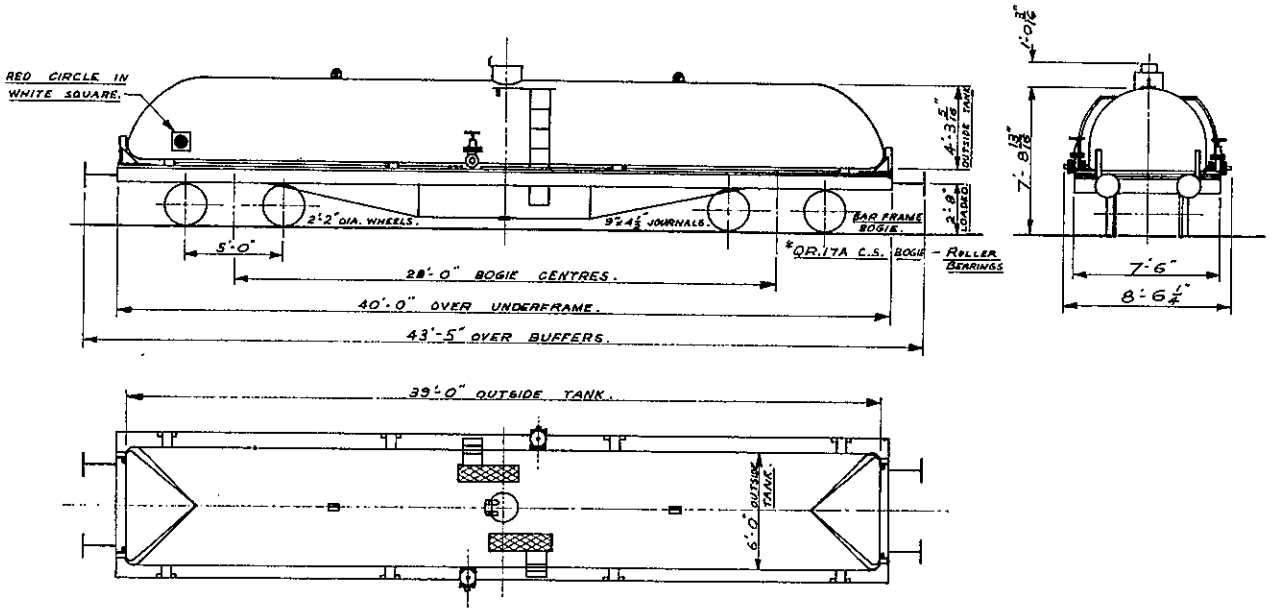

WFO (OPEN) WAGONS

Description: Eight-wheeled Open Wagon for conveyance of palletised loading, Steel Construction, Roller Bearings, suitable for Express Freight and Goods trains.

Carrying capacity	†44.1, §30.0,	¶21.7 tonnes		
Average tare		18.9 tonnes		
Inside dimensions	Imperial	Length 45′0″	Width 8′4⅞″	Height 7′0⅝″
	Metric (mm)	Length 13 720	Width 2 562	at Side 2 150
Unit length		2.9		
Drawgear class		D1		
Diagram No.		374		
Total number of standard pallets		22		

Remarks: Fitted with removable sides and tarpauline supports. Fixed ends, adjustable partition one end. Converted from WHO wagons.

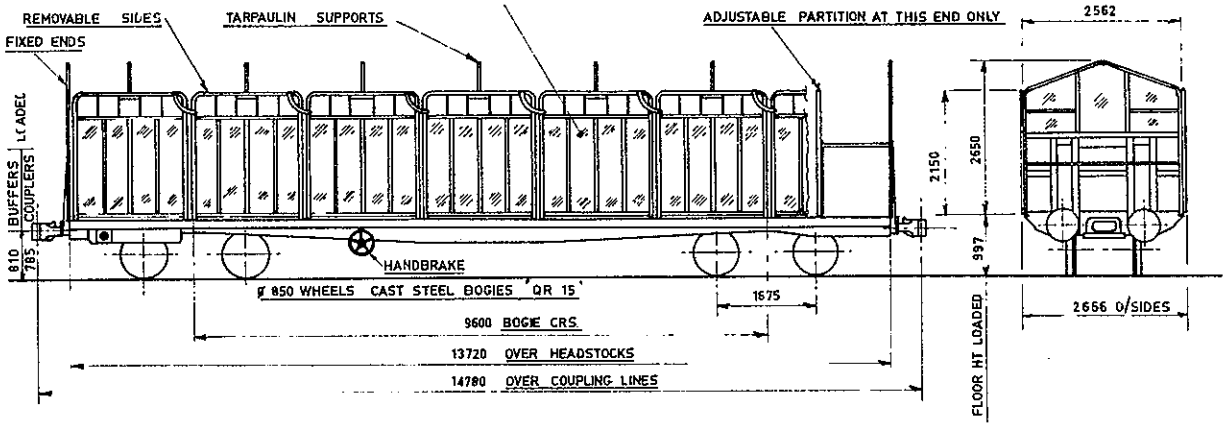

WHA/WHAF/WHATF/WHAS (OPEN) WAGONS

Description: Eight-wheeled Bulk Wheat Wagon, suitable for Express Freight and Goods trains, Steel Construction, Roller Bearings.

Carrying capacity				28 tonnes
Average tare				11.7 tonnes
Inside dimensions	Imperial	Length 39′11¾″	Width 8′0″	Height 3′6⅜″ at Side 1 080
	Metric (mm)	Length 12 185	Width 2 440	
Doorway opening	Imperial	Width 8′0″	Height 3′6⅜″	
	Metric (mm)	Width 2 440	Height 1 080	
Cubic capacity				32.0 cubic metres
Unit length				2.6
Drawgear class			WHA, WHAF, WHAS	D3
			WHATF	D1
Diagram No.				247B

Remarks: Serial Numbers 29500–29699.
WHA reclassified:
WHAF when used for conveyance of Bulk Fertilizer and using HOF type tarpaulin rails.
WHAS when used for conveyance of General Goods.
Some WHAF reclassified WHATF when fitted with auto couplers.
WHAT have auto couplers and are used for bulk wheat.
Some wagons reclassified WHATS (S for Dirty) when they cannot be cleaned, and are used for general goods.

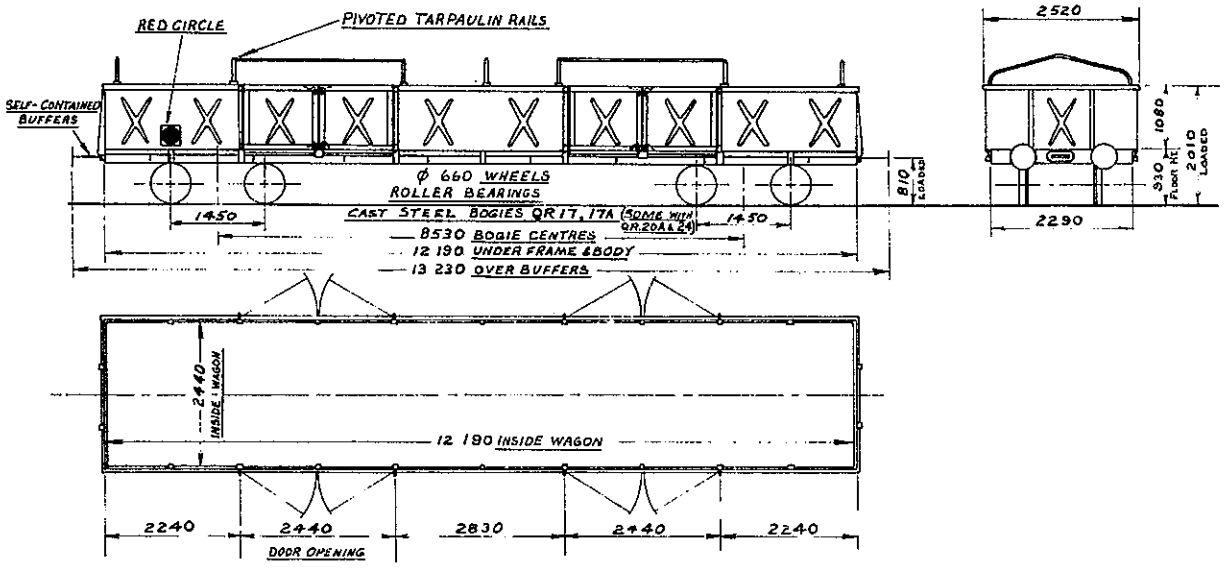

WHE/WHEC/WHEF/WHES/WHET/WHETS/WHETC/WHETF (OPEN) WAGONS

Description: Eight-wheeled Bulk Wheat Wagon, suitable for Express Freight and Goods trains, Steel Construction, Roller Bearings.

Carrying capacity	¶26.1,	§30.2 tonnes		
Average tare		13.4 tonnes		
Inside dimensions	Imperial	Length 39′11¾″	Width 8′0″	Height 4′0″
	Metric (mm)	Length 12 185	Width 2 440	at Side 1 220
Doorway opening	Imperial	Width 8′0″	Height 4′0″	
	Metric (mm)	Width 2 440	Height 1 220	
Cubic capacity		36.2 cubic metres		
Unit length		2.6		
Drawgear class .....WHE/WHEC/WHEF/WHES		D2		
WHET/WHETC/WHETF/WHETS		D1		
Diagram No.		249		

Remarks: WHE wagons are for bulk wheat traffic. Automatic Couplers with Transition couplings are being fitted to all WHE wagons. Wagons so fitted are temporarily classed WHE/T until the programme is completed when all wagons will revert to WHE classification. Some WHE reclassified WHEF & WHETF and stencilled 'Fertilizer Traffic Only'.
WHE reclassified:
WHEC when used for conveyance of coal.
WHES when used for conveyance of General Goods.

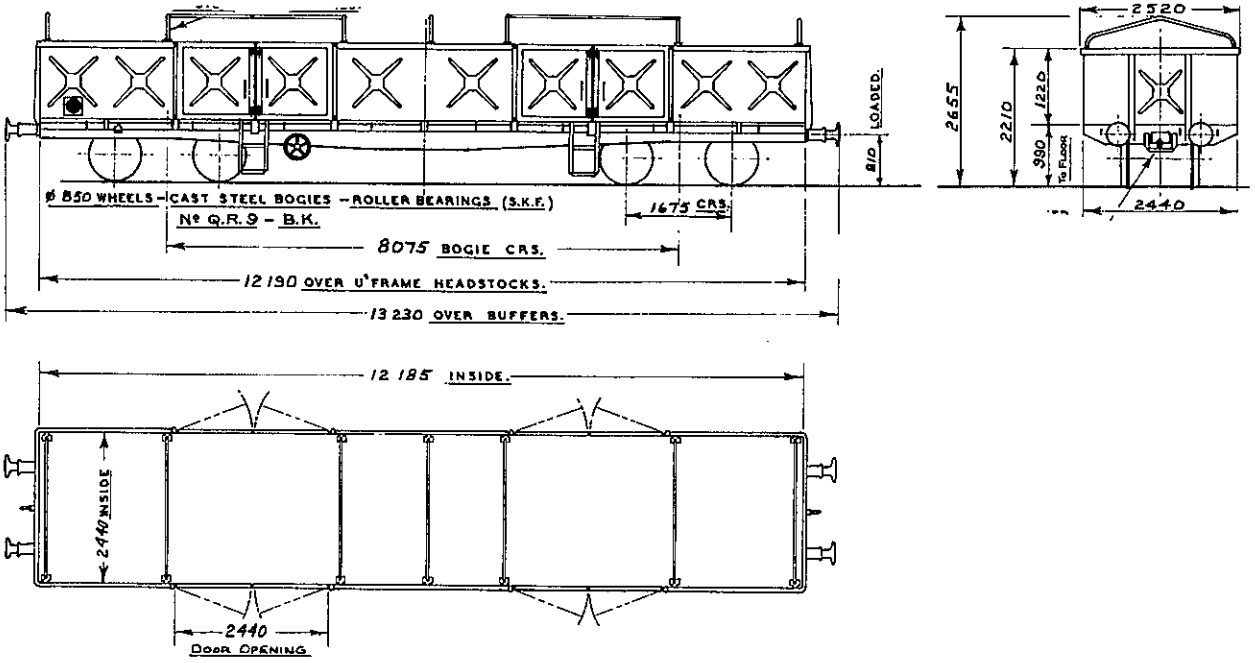

WHO/WHOC (OPEN) WAGONS

Description: Eight-wheeled High-sided Open Goods Wagon, suitable for Express Freight and Goods trains, Steel Construction, Roller Bearings.

Carrying capacity	¶22.3, §30.6,			†44.7 tonnes
Average tare				18.3 tonnes
Inside dimensions	Imperial Metric (mm)	Length 44′11⅝″ Length 13 705	Width 8′0″ Width 2 440	Height 4′6″ at Side 1 372
Doorway opening	Imperial Metric (mm)	Width 9′6″ Width 2 895	Height 4′6″ Height 1 372	
Cubic capacity				45.9 cubic metres
Unit length				2.9
Drawgear class				D1
Diagram No.				247A

Remarks: 102 "WHO" wagons modified for conveyance of copper anodes and classed "WHO/C".

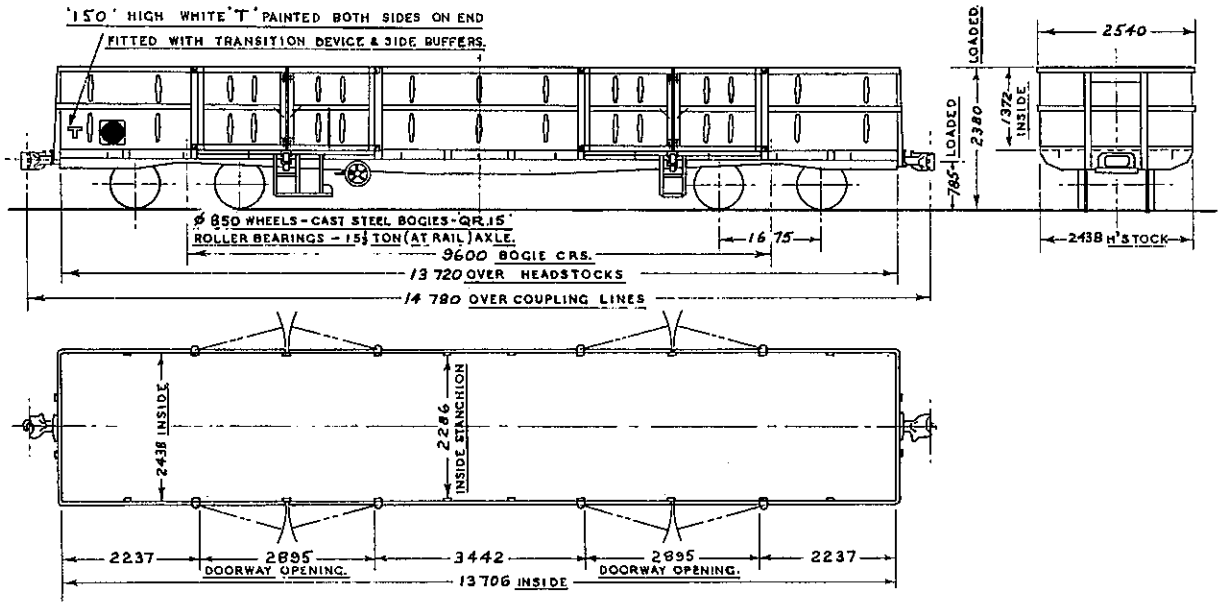

WM (MOLASSES) TANK WAGONS

Description: Eight-wheeled Molasses Tank Wagon, Steel Construction, Plain Bearings, suitable for Goods trains only.

Carrying capacity	14 500 litres
Average tare	15.1 tonnes
Gross mass	37.0 tonnes
Unit length	2.6
Drawgear class	D3
Diagram No.	439

Remarks: Tank mounted on MTW Underframe.

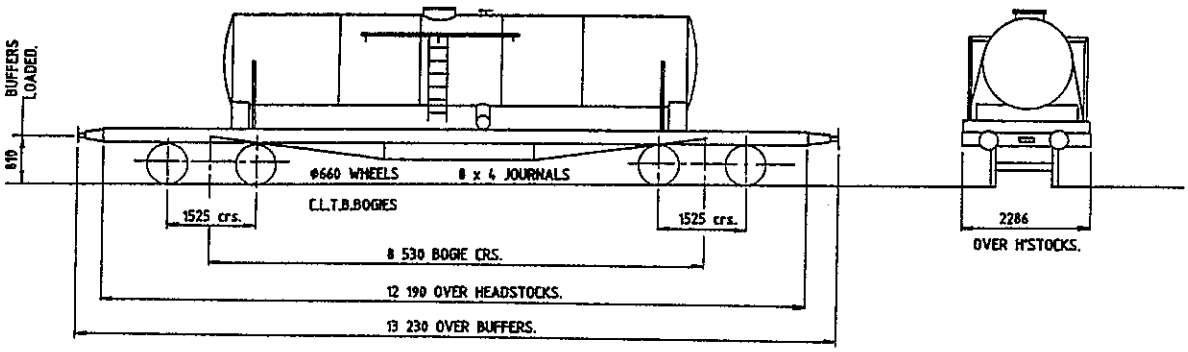

RUNNING NUMBER.	LENGTH OF TANK.	INSIDE DIA. OF TANK.	NO. OF COMPT.	CAPACITY IN LITRES.	NOMINAL TARE (TONNES)	GROSS IN TONNES	DRG. OF UNDERFRAME	C.W.E.'S PAPERS	CONVERTED FROM	DRAWGEAR CLASS	LENGTH UNIT
31	8306	1499	1	14 500	15.1	37	K-7107	80/555	HM 19451	D3	2.6
373	8306	1499	1	14 500	15.1	37	K-7107	80/555	HM 18983	D3	2.6
753	8386	1499	1	14 500	15.1	37	K-7107	80/555	HM 19474	D3	2.6

WM (MOLASSES) TANK WAGONS

Description: Eight-wheeled Molasses Tank Wagon, Steel Construction, Plain Bearings, suitable for Goods trains only.

Carrying capacity		14 028 litres
Average tare		15.3 tonnes
Gross mass		37.0 tonnes
Unit length	2.6	
Drawgear class	D3	
Diagram No.	436	

Remarks: Tank mounted on MTW Underframe.

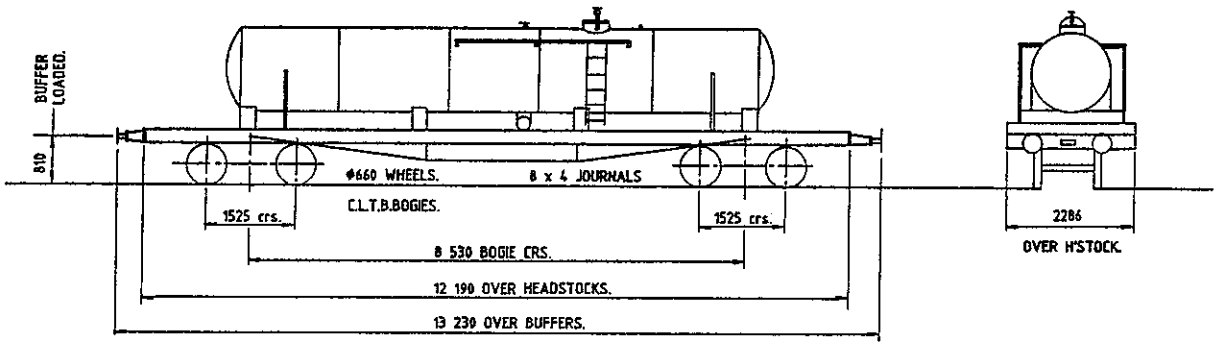

RUNNING NUMBER	LENGTH OF TANK	INSIDE DIA. OF TANK	NO. OF COMPT.	CAPACITY IN LITRES.	NOMINAL TARE (TONNES)	GROSS IN TONNES	DRG. OF UNDERFRAME	C.W.E.'S PAPERS	CONVERTED FROM	DRAWGEAR CLASS	LENGTH UNIT
271	9296	1448	1	14 028	15.3t	37t	K-7107	80/555	HM 18844	D3	2.6

WM (MOLASSES) TANK WAGONS

Description: Eight-wheeled Molasses Tank Wagon, Steel Construction, Plain Bearings, suitable for Goods trains only.

Carrying capacity		14 760 litres
Average tare		15.6 tonnes
Gross mass		37.0 tonnes
Unit length	2.6	
Drawgear class	D3	
Diagram No.	438	

Remarks: Tank mounted on MTW Underframe.

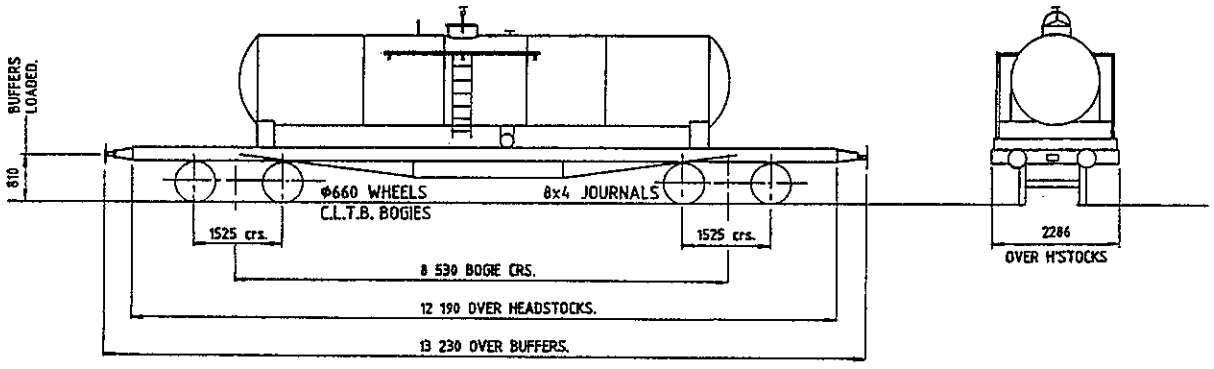

RUNNING NUMBER	LENGTH OF TANK	INSIDE DIA. OF TANK	NO. OF COMPT.	CAPACITY IN LITRES	NOMINAL TARE (TONNES)	GROSS IN TONNES	DRG. OF UNDERFRAME	C.W.E.'S PAPERS	CONVERTED FROM	DRAWGEAR CLASS	LENGTH UNIT
380	8318	1499	1	14 760	15.6t	37t	K-7107	80/555	HM 18937	D3	2.6

WO (WATER TANK) WAGONS

Description: Eight-wheeled Water Tank Wagon, suitable for Express Freight and Goods trains, Stainless Steel Tank, Steel Underframe, Roller Bearings.

Carrying capacity	45 500 litres
Average tare	17.3 tonnes
Gross mass	¶40.6, §48.7, †63.0 tonnes

Tank dimensions	Imperial	Length 48′5″	Diam. 6′6¾″
	Metric (mm)	Length 14 760	Diam. 2 000

Cubic capacity	45 500 litres
Unit length	3.2
Drawgear class	D1
Diagram No.	248

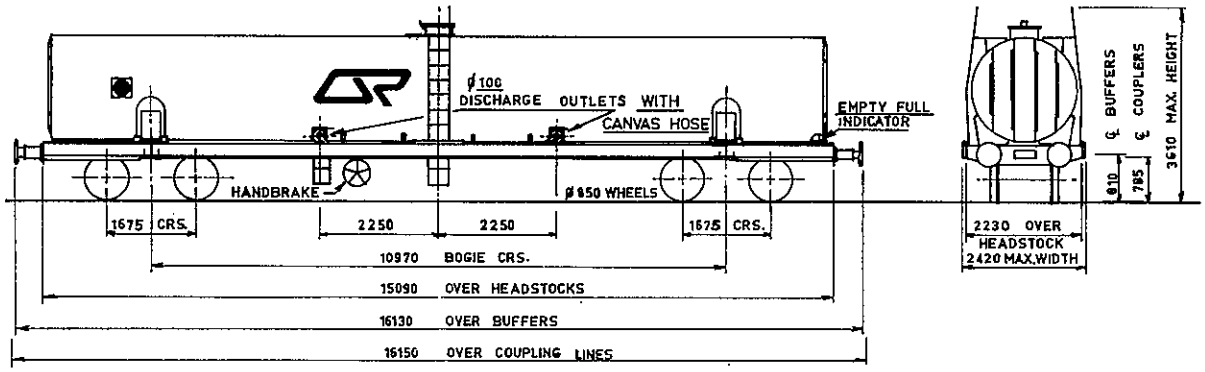

WOS (FLAT) WAGONS

Description: Eight-wheeled Flat Wagon for carrying Concrete Sleeper, Steel Construction, Roller Bearings, suitable for Express Freight & Goods trains.

Carrying capacity	¶25.6, §33.9,	†48.0 tonnes
Average tare		15.0 tonnes
Capacity		144 concrete sleepers
Unit length		2.9
Drawgear class		D1
Diagram No.		379

Remarks: These wagons are converted from WHO class wagons by removal of body side & ends, & fitting of end & middle stanchions. The wagons are designed to carry 144 prestressed concrete sleepers 3 levels high.

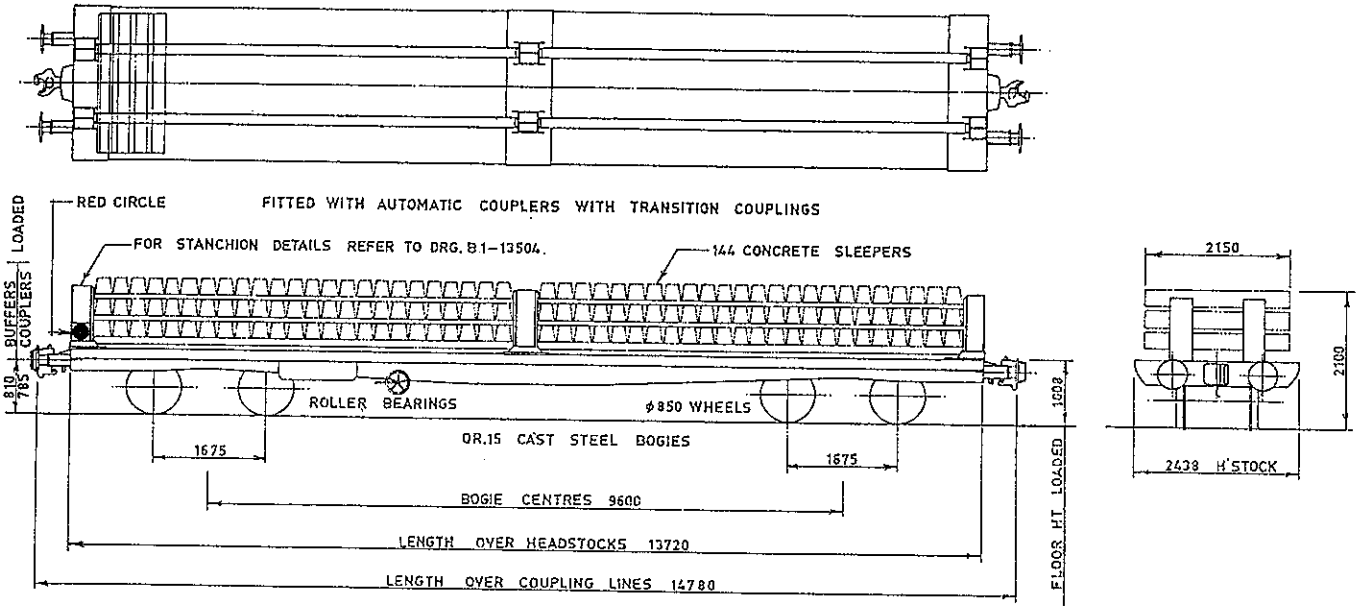

WR/WRA (FLAT) WAGONS

Description: Eight-wheeled Rail Carrying Wagon, suitable for Goods trains only, Steel Underframe, Plain Bearings.

Carrying capacity			25.5 tonnes
Average tare			11.4 tonnes
Inside dimensions	Imperial	Length 40′0″	Width 7′0″
	Metric (mm)	Length 12 190	Width 2 135
Unit length			2.6
Drawgear class			D3
Diagram No.			245

Remarks: WR wagons reclassified WRA when fitted with ride control bogies with roller bearings. Red circle when empty.

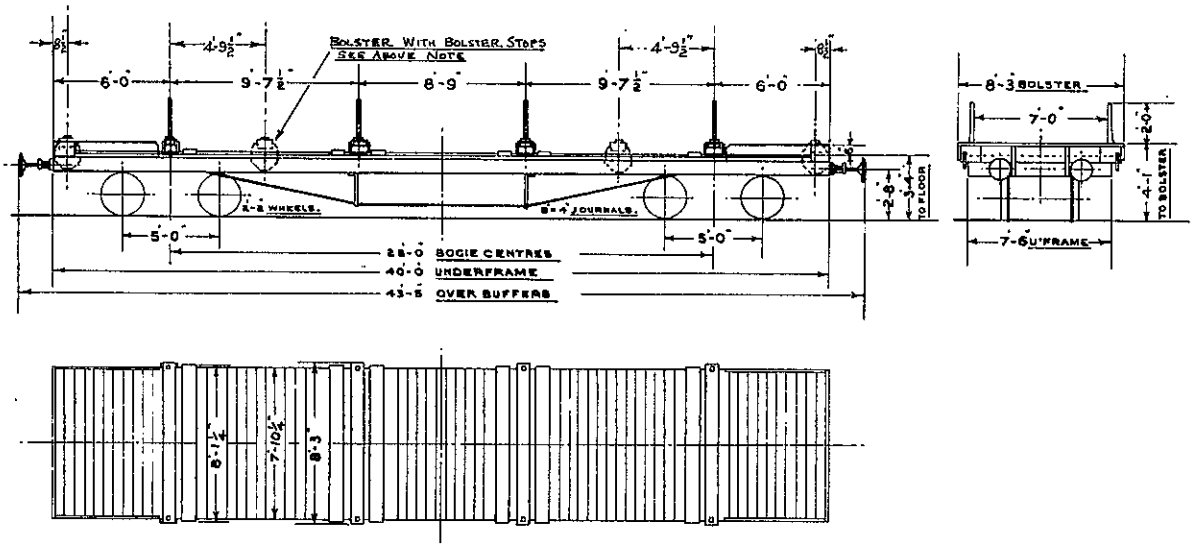

WW (TANK) WAGONS

Description: Eight-wheeled Steel Water Wagon, Passenger train water service suitable for Passenger, Express Freight and Goods trains, Steel Construction, Plain Bearings.

Carrying capacity	Imperial 3750 gals., Metric	17 050 litres
Average tare		15.9 tonnes
Gross mass		32.5 tonnes

Tank dimensions	Imperial Metric (mm)	Length 30′0″ Length 9 140	Width 6′0″ Width 1 830

Unit length	2.1
Drawgear class	D3
Diagram No.	241

Remarks: 23253 used for chromated water. 23258 used for waste oil. Height above rail level 2 615mm (8′7″).

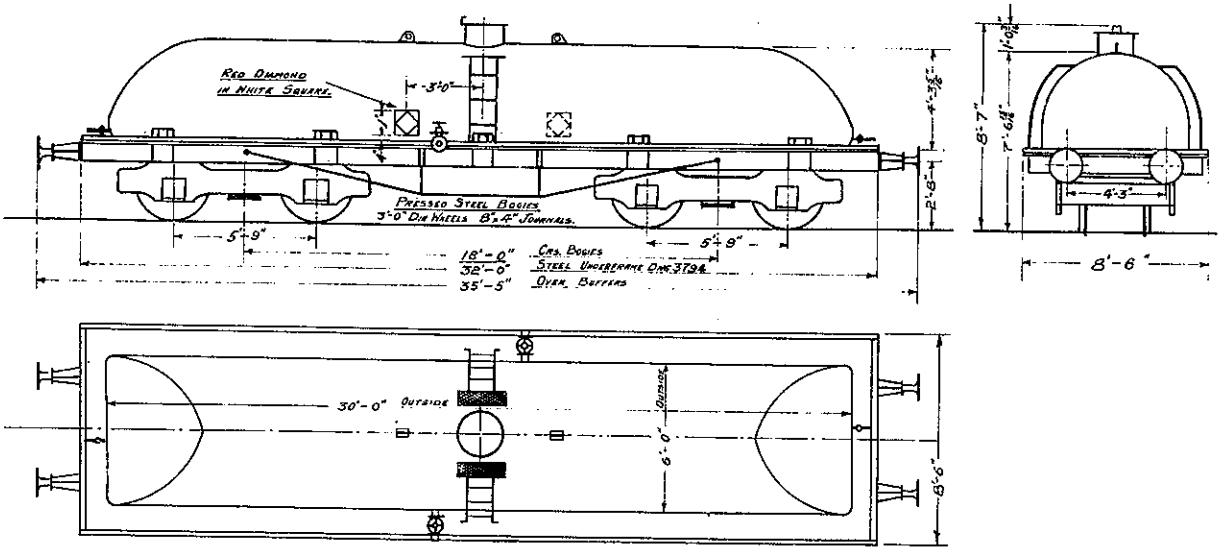

WRB (FLAT) WAGONS

Description: Eight-wheeled Rail Carrying Wagon, Steel Underframe, Plain Bearings, suitable for Goods trains only.

Carrying capacity	25.4 tonnes
Average tare	11.5 tonnes
Inside dimensions Imperial	Length 40′0″ Width 7′6″
Inside dimensions Metric (mm)	Length 12 190 Width 2 285
Unit length	2.6
Drawgear class	D3
Diagram No.	382

Remarks: Wagons are marshalled in sets of five coupled to each other with double couplings & are used to carry 27.5 metre lengths of rail. Wagons have full-length yellow bands painted on both sides. Converted from MTW Wagons.

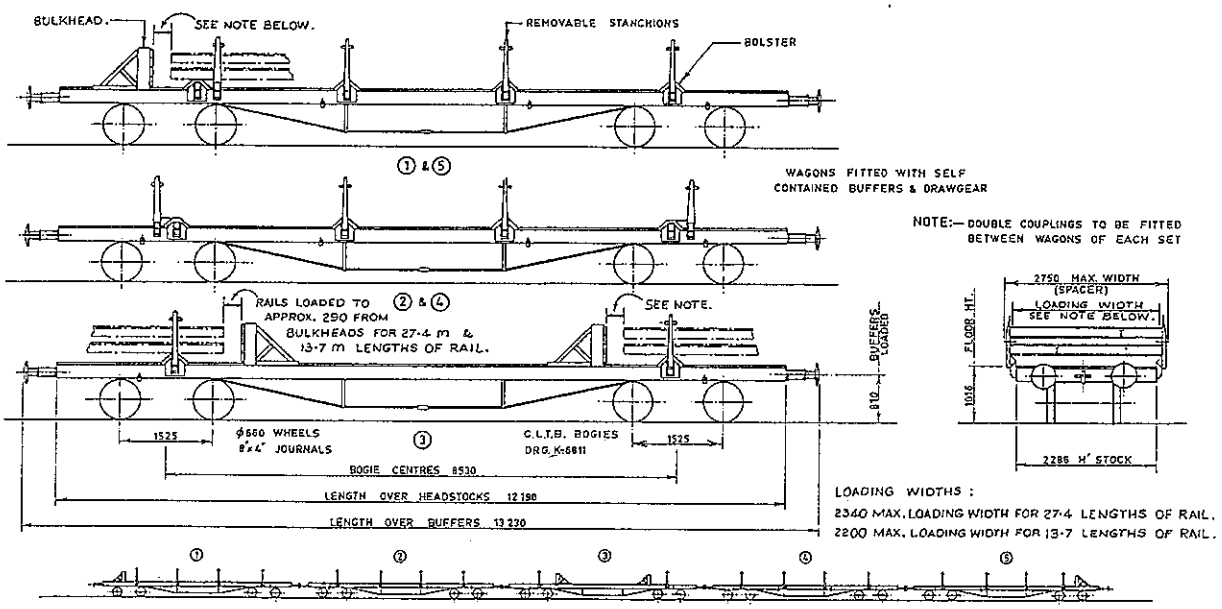

WS (FLAT) WAGONS

Description: Eight-wheeled Timber Carrying Wagon, Steel Underframe, Plain Bearings, suitable for Goods trains only.

Carrying capacity			25.5 tonnes
Average tare			11.4 tonnes
Inside dimensions	Imperial	Length 40'0"	Width 7'0"
	Metric (mm)	Length 12 190	Width 2 135
Unit length			2.6
Drawgear class			D3
Diagram No.			245A

Remarks: Constructed from WR wagons.

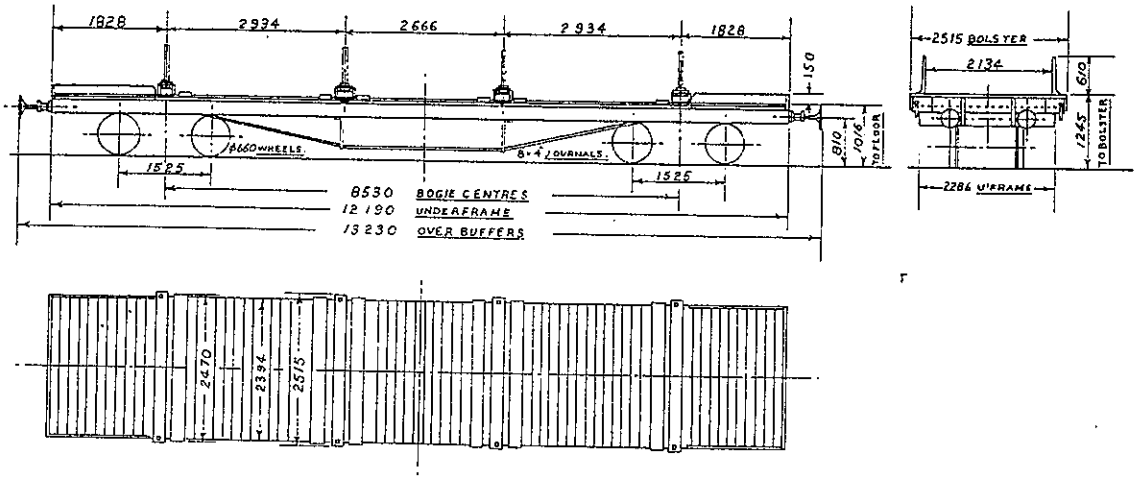

WSE (WATER TANK) WAGONS

Description: Eight-wheeled Water Tank Wagon, Stainless Steel Tank, Steel Underframe, Roller Bearings, suitable for Express Freight trains.

Carrying capacity	24 000 litres
Average tare	14.5 tonnes
Gross mass	40.6 tonnes

Tank dimensions	Imperial	Length 35'8"	Diam. 5'8⅞"
	Metric (mm)	Length 10 870	Diam.1 748

Unit length	2.6
Drawgear class	D1
Diagram No.	408

Remarks: Stainless Steel Tank fitted to a modified BLCT Underframe.

STAINLESS STEEL TANK
STEEL UNDERFRAME

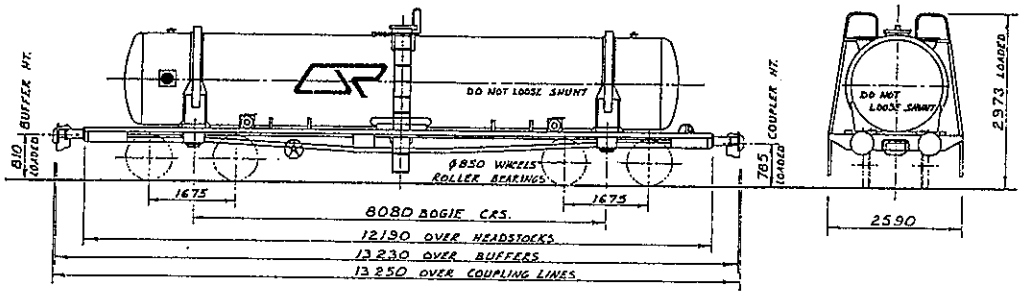

RUNNING Nos.	YEAR BUILT	TANK DIM'S	NUMBER OF COMPART'S	NOMINAL CAPACITY IN LITRES	TARE IN TONNES	GROSS IN TONNES	GEN. ARRANG'T	DRG. LIST	BOGIE N°	C.W.E.'s PAPERS
45352 – 45361	1986	ø1748 x 10870	1 – B	24 000	14·5	40·6	BI-14106	739	QR 2	81-1030

B- BOTTOM DISCHARGE

WAGON FITTED WITH AUTOMATIC COUPLERS WITH TRANSITION COUPLINGS.

WAUGHMAT WM5 DRAFTGEAR

DRAWGEAR CLASS – D1

LENGTH UNIT – 2·6

WSO (OPEN) WAGONS

Description: Eight-wheeled Open Goods Wagon, Steel Construction, Roller Bearings, suitable for Express Freight & Goods trains.

Carrying capacity		†44.7, §30.6,		¶22.3 tonnes
Average tare				18.3 tonnes
Inside dimensions	Imperial	Length 44′11⅝″	Width 8′0″	Height 4′6″
	Metric (mm)	Length 13 705	Width 2 440	at Side 1 372
Cubic capacity				45.9 cubic metres
Unit length				2.9
Drawgear class				D1
Diagram No.				423

Remarks: Converted from WHO wagons.

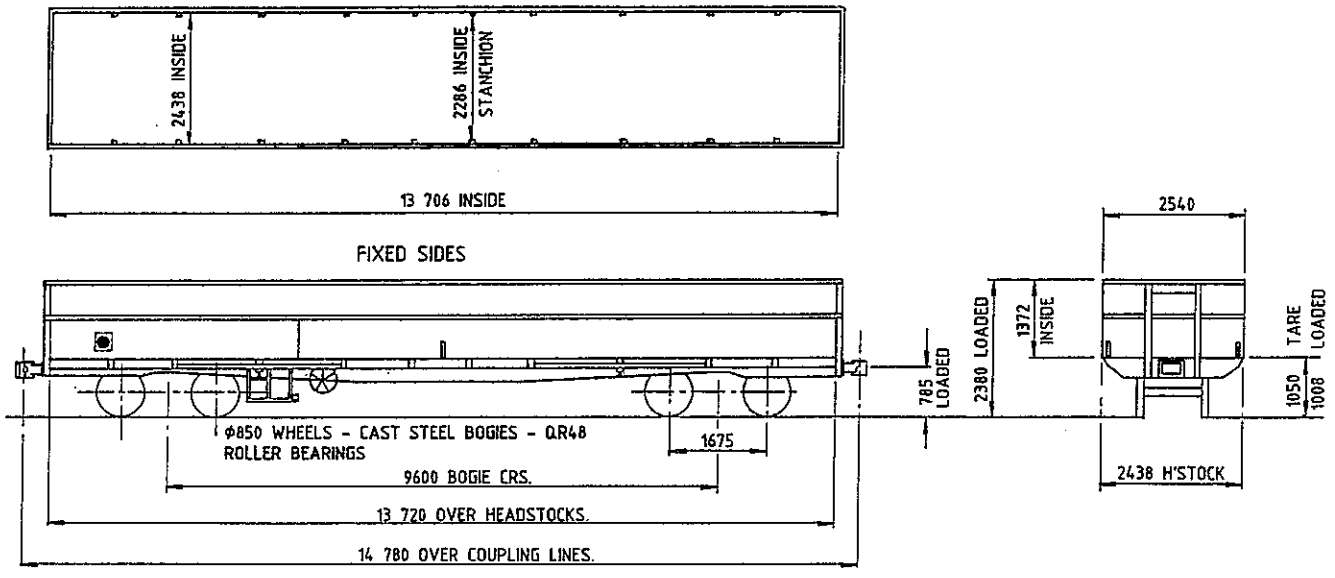

WAGONS CONVERTED FROM WHO DIAG. No. 247A.

WSOC (OPEN) WAGONS

Description: Eight-wheeled Open Goods Wagon for carrying copper anodes, Steel Construction, Roller Bearings, suitable for Express Freight & Goods trains.

Carrying capacity		†43.8, §29.5,		¶21.4 tonnes
Average tare				19.2 tonnes
Inside dimensions	Imperial	Length 44′11⅝″	Width 8′0″	Height 4′6″ at Side 1 372
	Metric (mm)	Length 13 705	Width 2 440	
Cubic capacity				45.9 cubic metres
Unit length				2.9
Drawgear class				D1
Diagram No.				424

Remarks: Converted from WHOC wagons.

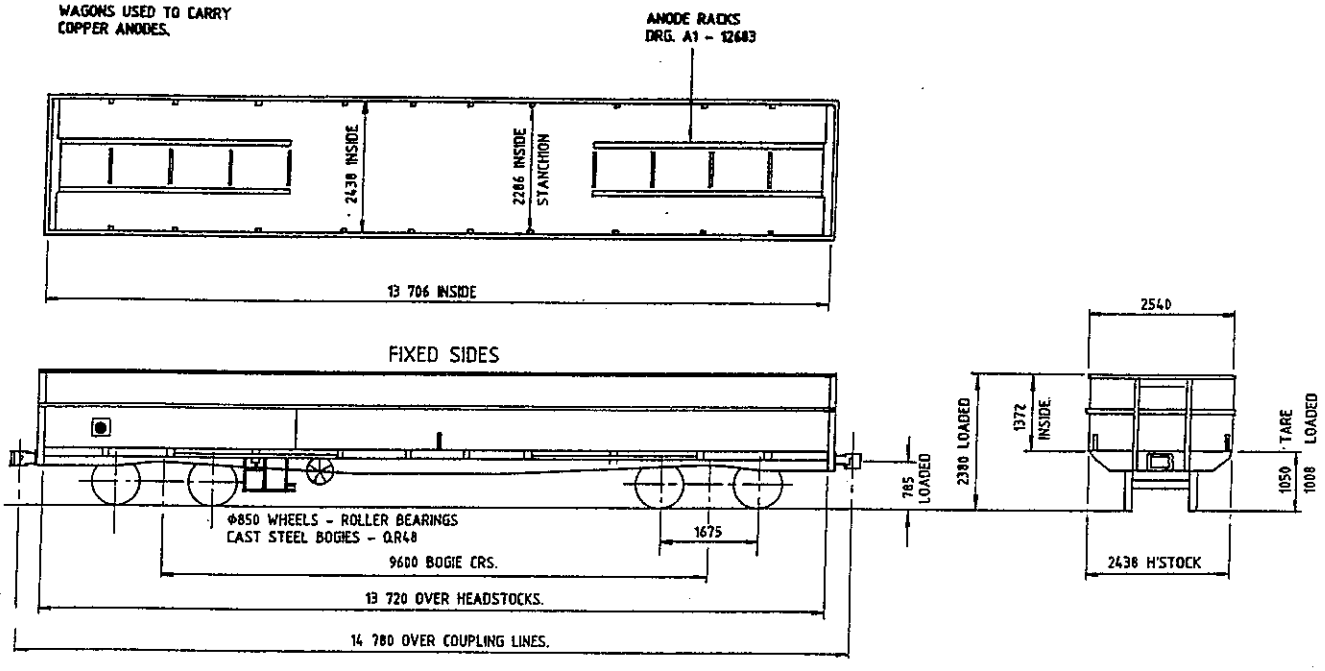

Section 3.1

INTERSTATE CONTAINERS

MCSU SUPERPAK CONTAINERS

Description: Side loading, two removable gates each side, Steel floor. Removable sides allow (L) 5 969mm full length and height access (H) 2 320mm.

Average tare ..... 3.1 tonnes

Carrying capacity ..... 17 tonnes

Inside dimensions	Metric (mm)	Length 5 969	Width 2 400	Height at Side 2 320

Cubic capacity ..... 33 cubic metres

Total number of standard pallets 20

Remarks: Fitted with Standard ISO Standard lifting Points. Owned by State Rail Authority of New South Wales.

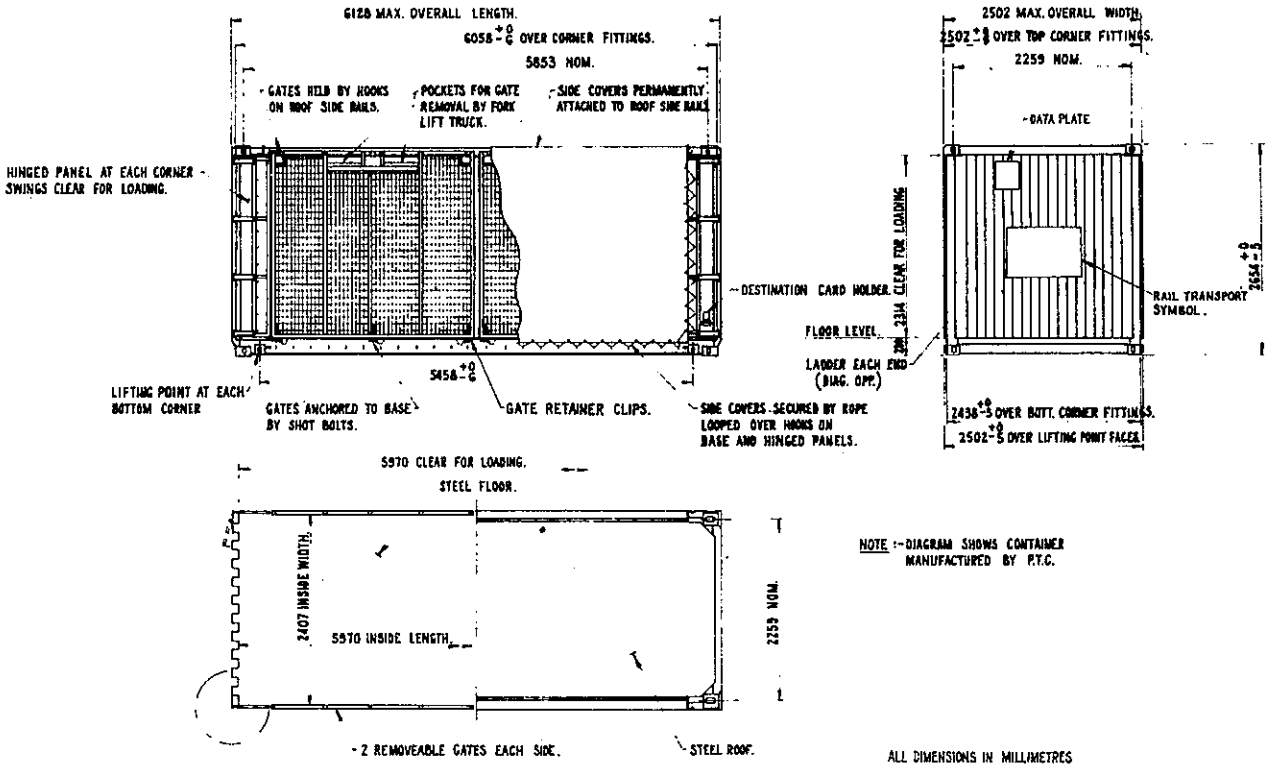

VC/COD CONTAINERS

Description: Ventilated Container, Steel floor. Rear and Side doors.

Average tare				2.3 tonnes
Carrying capacity				17 tonnes
Inside dimensions	Imperial	Length 19'7"	Width 7'10½"	Height 7'8"
	Metric (mm)	Length 5 969	Width 2 400	at Side 2 336
Doorway opening	Metric (mm)	Width 2 438	Height Height 2 336	
Cubic capacity				33 cubic metres
Total number of standard pallets				20

Remarks: Fitted with ISO Standard lifting points. Owned by State Rail Authority of New South Wales and C.O.D. Fruit Marketing.

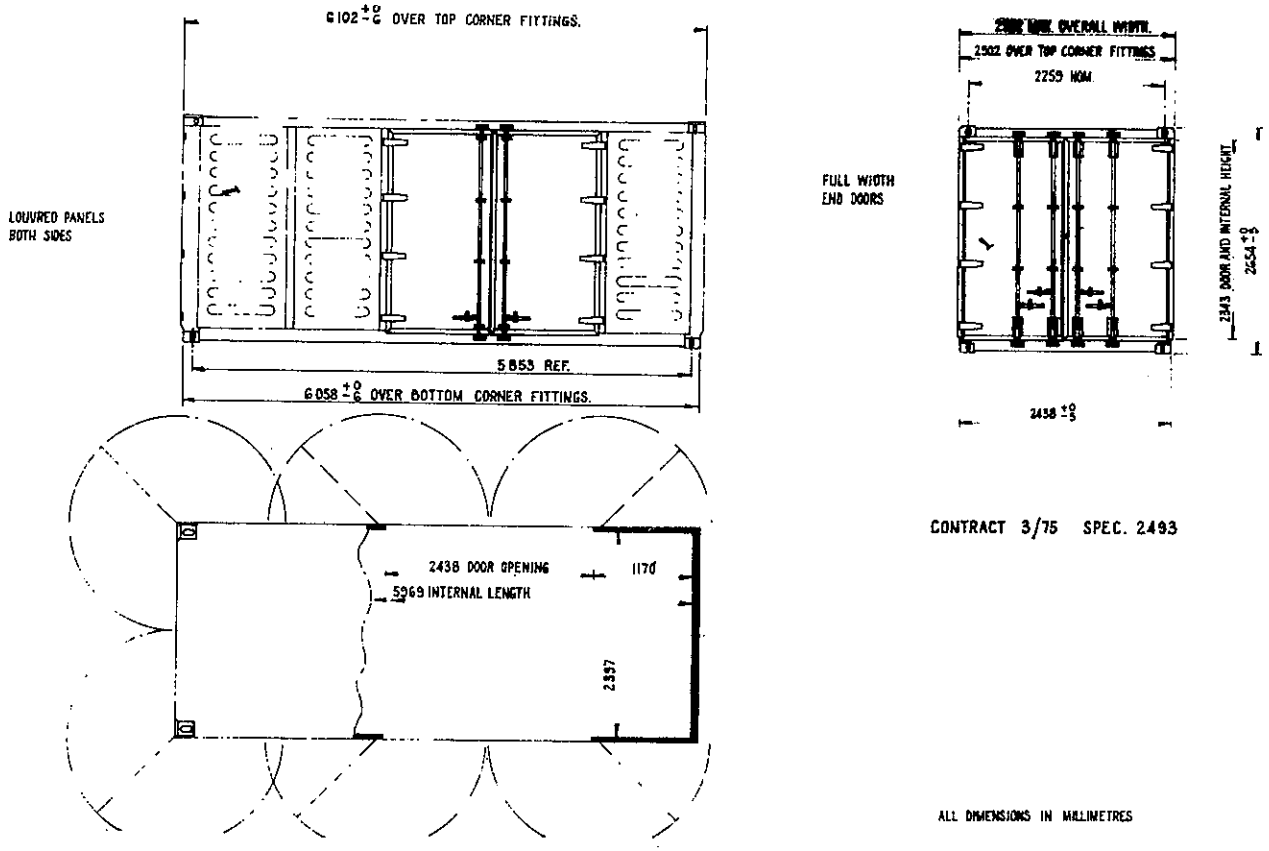

Section 4.0

LPO (TANK) WAGON 44629

Description: Eight-wheeled Tank Wagon for conveyance of liquid Ammonia, Steel Construction, Roller Bearings, suitable for Express Freight and Goods trains.

Carrying capacity	52 760 litres
Average tare	31.0 tonnes
Gross mass	63 tonnes

Tank dimensions	Imperial	Length 48′1½″	Diam. 8′6″
	Metric (mm)	Length 14 670	Diam. 2 590

Unit length	3.3
Drawgear class	D1
Diagram No.	340

Remarks: Fitted with Auto couplers, no transition coupling or buffers, not to be coupled to drawhook vehicles. Privately owned by Mary Kathleen Uranium Ltd.

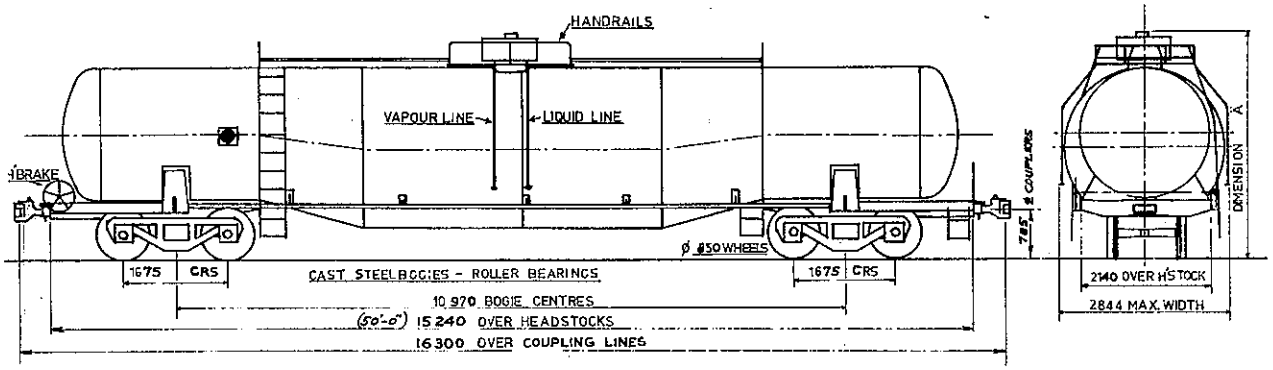

LPO (TANK) WAGONS (Serial Nos. 44620 and 44621)

Description: Eight-wheeled Tank Wagon for conveyance of LP Gas, Steel Construction, Roller Bearings, suitable for Express Freight and Goods trains.

Carrying capacity	Butane 42 500, Propane	40 915 litres
Average tare	LPO 44620 32.1, LPO 44621	32.5 tonnes
Gross mass		LPO 44620 Butane 56.6, Propane 52.9; LPO 44621 Butane 56.1, Propane 53.3 tonnes

Tank dimensions	Imperial	Length 44′2¼″	Diam. 7′0″
	Metric (mm)	Length 13 468	Diam. 2 135

Unit length	LPO 44621—2.9, LPO 44620—3.3
Drawgear class	D1
Diagram No.	157 sht 1

Remarks: Unless otherwise allowed by Group Manager Infrastructure, fully loaded wagon is to run only on A and S class lines. These wagons were transferred from NSW standard gauge traffic. Wagons are fitted with auto couplers and have had buffers and transition couplings removed. They must not be coupled to drawhook stock. Owned by The Gas Supply Co. (Q) P/L.

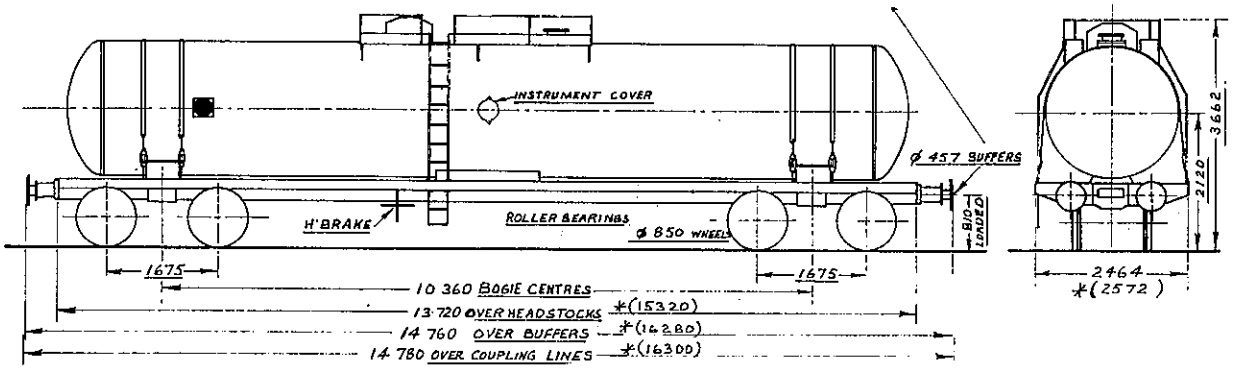

LPO (TANK) WAGONS (Serial Nos. 44626–44628)

Description: Eight-wheeled Tank Wagon for conveyance of LP gas, Steel Construction, Roller Bearings, suitable for Express Freight and Goods trains.

Carrying capacity	Butane 55 150, Propane	59 150 litres
Average tare		31.0 tonnes
Gross mass		63.0 tonnes

Tank dimensions	Imperial	Length 48′11″	Diam. 8′7½″
	Metric (mm)	Length 14 910	Diam. 2 629

Unit length	3.3
Drawgear class	D1
Diagram No.	157 sht 2

Remarks: When fully loaded, wagon is allowed to run only on A and S class lines. Wagons are fitted with Auto Couplers and have had buffers and transition couplings removed. They must not be coupled to drawhook stock, owned by The Gas Supply Co (Q) P/L. Some have smaller Tank dimensions.

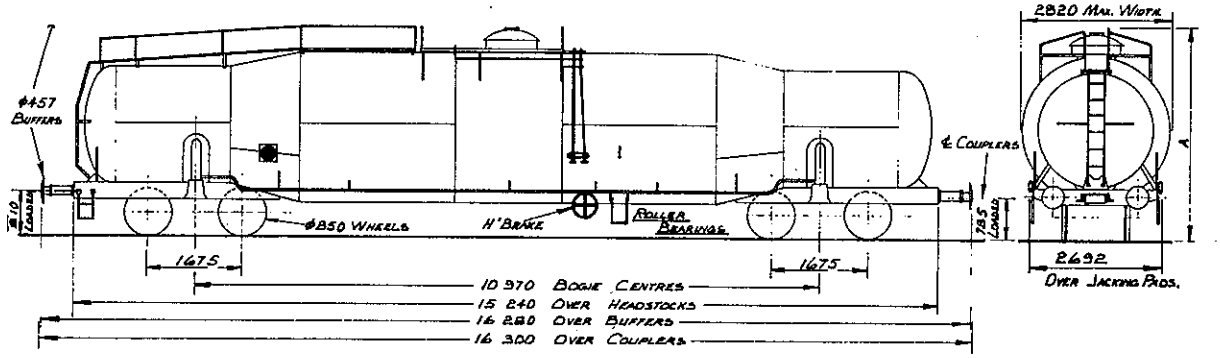

LPY (TANK) WAGONS (Serial Nos. 44617, 44618, 44619)

Description: Eight-wheeled Tank Wagon for conveyance of L.P. Gas, Steel Construction, Roller Bearings, suitable for Express Freight and Goods trains.

Carrying capacity	Propane 42 570, Butane	40 370 litres
Average tare		26 tonnes
Gross mass		48.7 tonnes
Tank dimensions	Imperial Length 48′4″ Diam. 6′8¾″ Metric (mm) Length 14 730 Diam. 2 050	
Unit length		3.2
Drawgear class		when fitted with Auto Couplers — D1
Diagram No.		155 sht 1

Remarks: Wagons fitted with Auto Couplers. No transition device and buffers have been removed. Not to be coupled to drawhook stock. Owned by The Gas Supply Co. (Q) P/L.

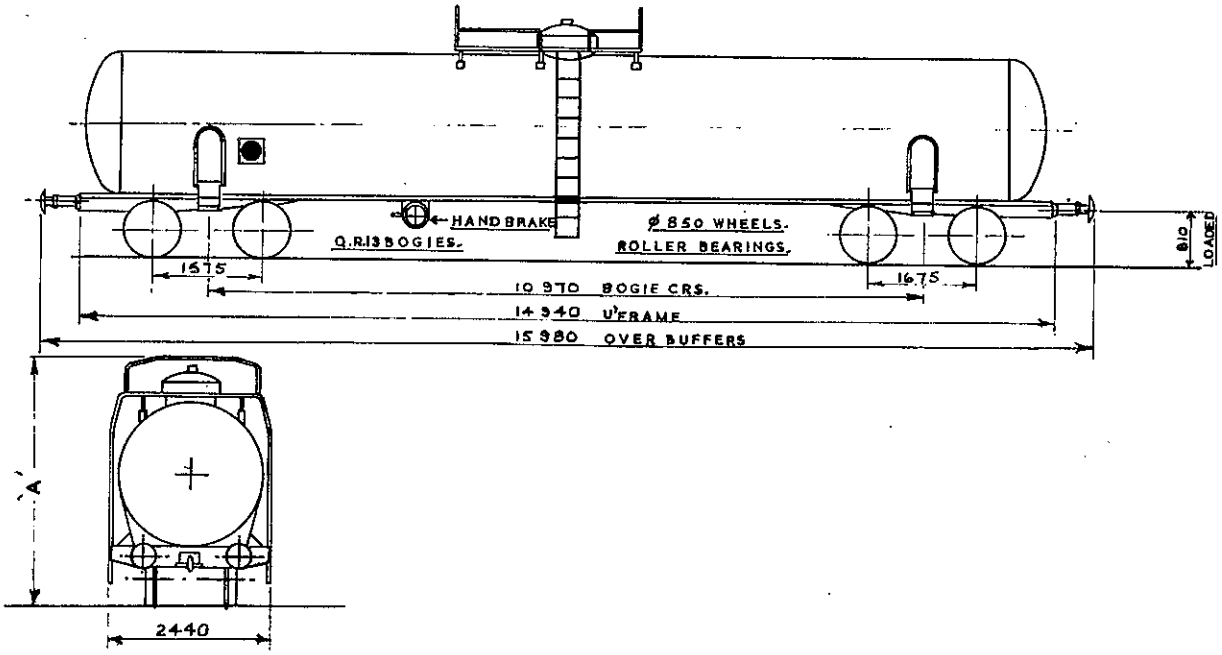

LPY (TANK) WAGONS (Serial Nos. 44622–44625)

Description: Eight-wheeled Tank Wagon for conveyance of L.P. gas, Steel Construction, Roller Bearings, suitable for Express Freight and Goods trains.

Carrying capacity	48 640 litres
Average tare	27.0 tonnes
Gross mass	48.7 tonnes

Tank dimensions	Imperial	Length 49′1⅜″	Diam. 7′0″
	Metric (mm)	Length 14 970	Diam. 2 135

Unit length	3.2
Drawgear class	D1
Diagram No.	155 sht 2

Remarks: Fitted with Auto couplers, no transition device or buffers, not to be coupled to drawhook stock. Owned by The Gas Supply Co. (Q) P/L.

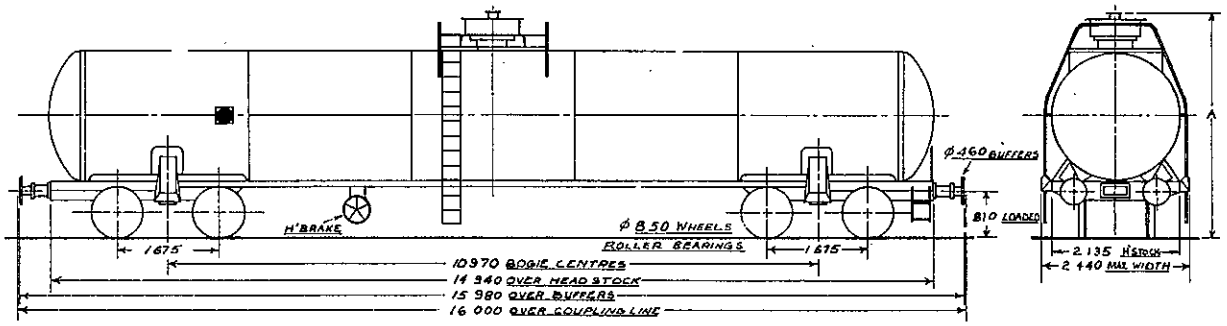

OA/OAA (TANK) WAGONS

Description: Eight-wheeled Rail Tank Wagon for conveyance of liquid fuels and oils, suitable for Express Freight and Goods trains, Steel Construction, Plain Bearings.

Carrying capacity	22 730 litres
Average tare	14.1–14.8 tonnes
Gross mass	36.6 tonnes
Unit length	2.1
Drawgear class	D3
Diagram No.	168A

Remarks: Owned by Mobil Oil Australia Ltd.

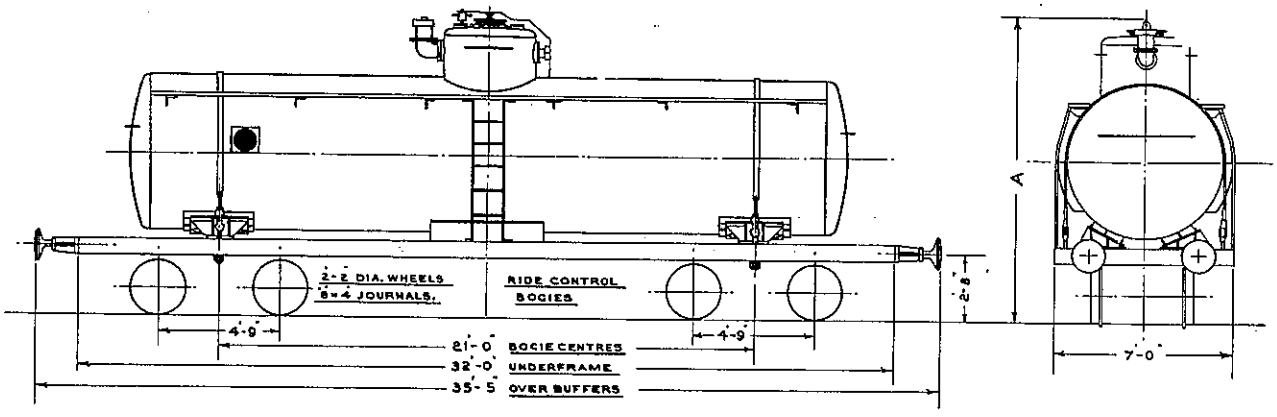

OAAO (TANK) WAGONS

Description: Eight-wheeled Tank Wagon for conveyance of fuels and oils, Aluminium Construction, Roller Bearings, suitable for Express Freight and Goods Services.

Carrying capacity	62 400 litres motor spirit, 56 200 litres	distillate
Average tare		16.4 tonnes
Gross mass		†63.0 tonnes
Unit length	3.2	
Drawgear class	D1	
Diagram No.	376	

Remarks: Loaded Wagons allowed to run only on S and A Class lines. Owned by Mobil Oil Australia Ltd.

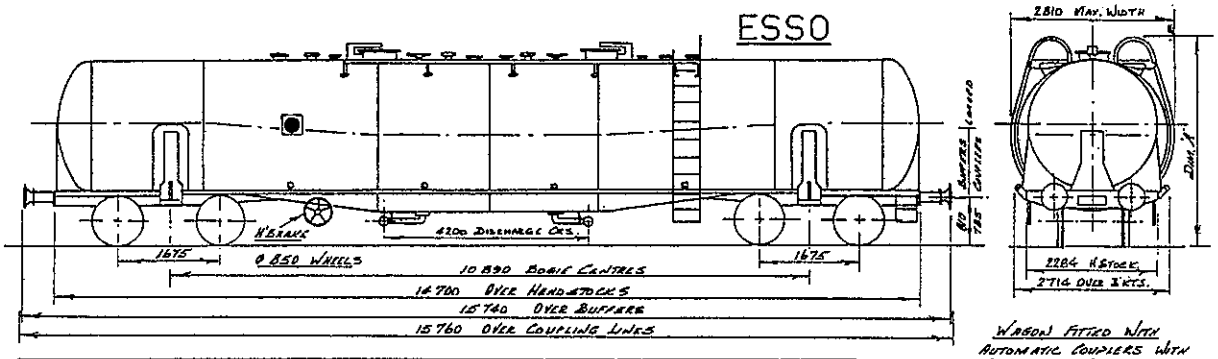

WAGON FITTED WITH AUTOMATIC COUPLERS WITH TRANSITION COUPLING DRAFTGEAR EMPTY LOAD BRAKE

DRAWGEAR CLASS 'D1' LENGTH UNIT 3·2

SERIAL NOS	YEAR BUILT	TANK OVERALL LENGTH	TANK INSIDE DIAMS	NUMBER OF COMPTS	NOMINAL CAPACITY (LITRES)	NOMINAL TARE (TONNES)	BOGIE	COMPANY ARR'G'T DRAWING	H.STOCK & BOLSTER ASST. DRGS.	DIMENSION 'A'	CME REF.
43781	1981	14646	2235 & 1575	2-3.	62400 MS. 56200 D.	16-4	QR 29 A (AUSCOPAC)	I.E.L. AD.3803	I.E.L AD-3311	3558	B1-485/4

B- BOTTOM DISCHARGE
I.E.L- INDUSTRIAL ENGINEERING LIMITED
M.S - MOTOR SPIRIT (S.G. 0·735)
D - DISTILLATE (S.G. 0.85)

OB/OBA (TANK) WAGONS

Description: Eight-wheeled Rail Tank Wagon for conveyance of fuels and oils, Steel Construction, some Roller Bearings, some Plain Bearings, OB are suitable for Goods trains only, OBA for Express Freight and Goods trains.

Carrying capacity .....Nos. 11 and 37 only 20 003 litres, All others		22 730 litres
Average tare .....14.2 to		16.6 tonnes
Gross mass		OB 32.5 Bar frame bogies, 36.6 Cast Steel bogies tonnes
Unit length	2.1	
Drawgear class	D3	
Diagram No.	168	

Remarks: Owned by Shell Co. of Aust. Wagons fitted with cast steel bogies are classified OBA.

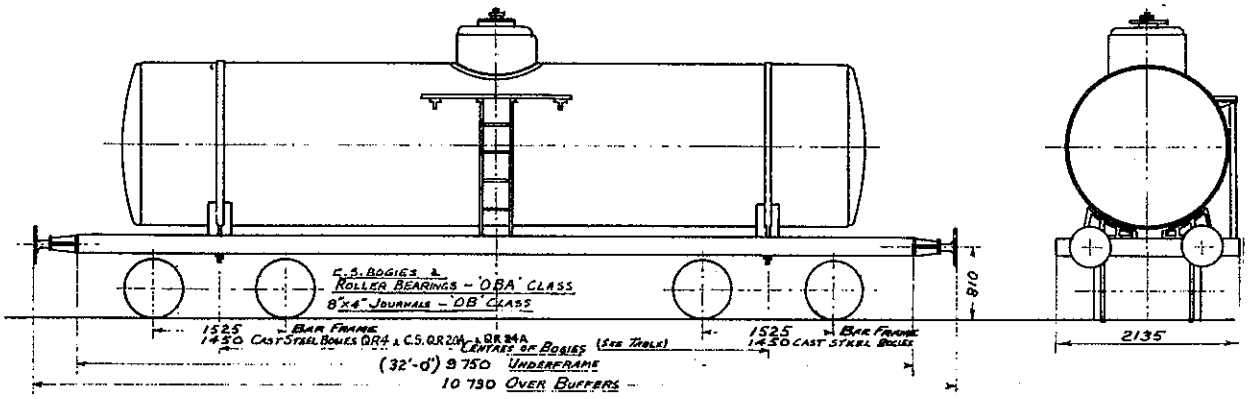

OBA (TANK) WAGONS (Fitted with Steam Tubes)

Description: Eight-wheeled Rail Tank Wagon for conveyance of heavy oils, Steel Construction, some wagons Roller Bearings, other wagons Plain Bearings, suitable for Express Freight and Goods trains.

Carrying capacity	22 730 litres
Average tare	14.8 tonnes
Gross mass	36.6 tonnes
Unit length	2.1
Drawgear class	D3
Diagram No.	168C

Remarks: Owned by Shell Co. of Aust. Wagons fitted with cast steel bogies are classified OBA.

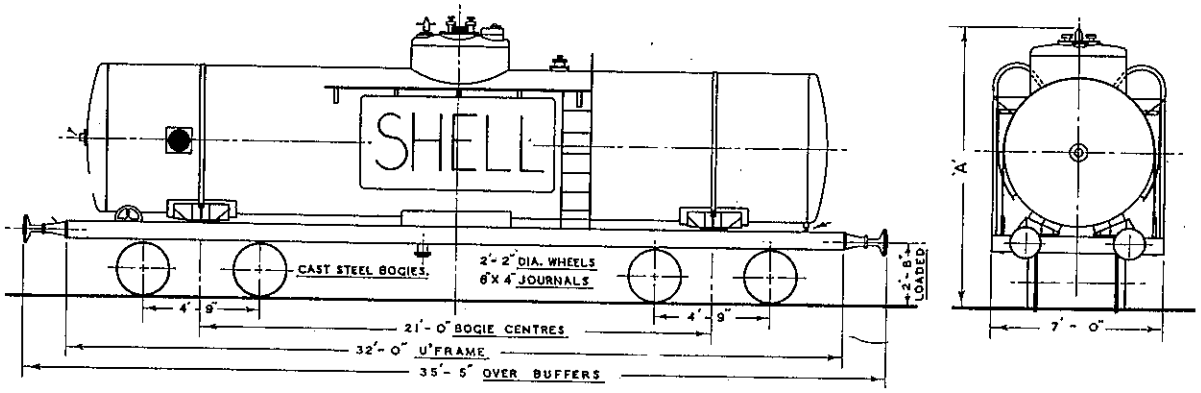

OBAO (TANK) WAGONS

Description: Eight-wheeled Rail Tank Wagon for conveyance of fuels and oils, Aluminium Construction, Roller Bearings, suitable for Express Freight and Goods trains.

Carrying capacity .....(Average) Motor spirit 62 700, distillate		55 000 litres
Average tare		16.0 tonnes
Gross mass		63 tonnes
Unit length	3.2	
Drawgear class	D1	
Diagram No.	316	

Remarks: Fully loaded wagons allowed to run only on S and A class lines. Owned by Shell Co. of Aust. Ltd.

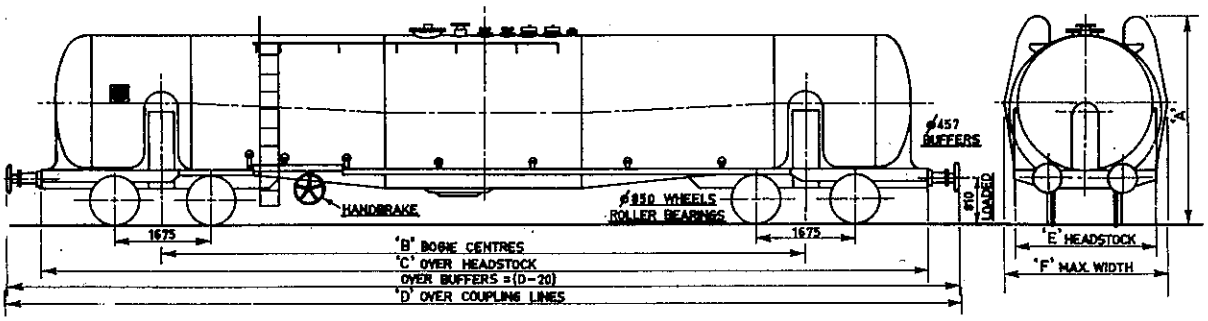

OBAT (TANK) WAGONS

Description: Eight-wheeled Rail Tank Wagon for conveyance of fuels and oils, Steel Construction, Roller Bearings, suitable for Express Freight and Goods trains.

Carrying capacity .....Nos. 145 to 148	22 730 litres, all others	26 820 litres
Average tare .....15 and		15.9 tonnes
Gross mass		38.6 tonnes
Unit length	2.3	
Drawgear class	D1	
Diagram No.	321	

Remarks: Tank and Underframe ex WAGR. Owned by Shell Co. of Aust.

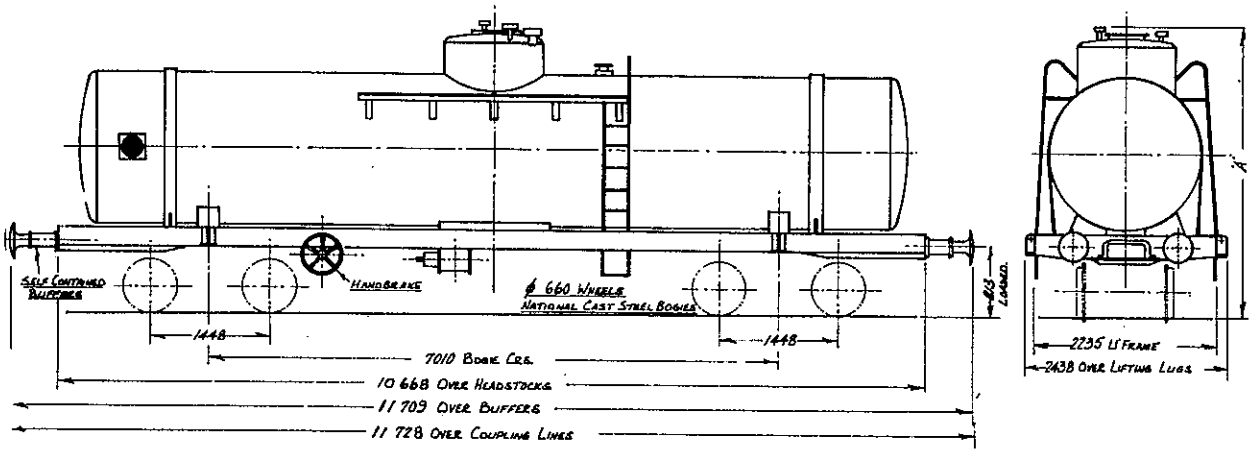

OBE (TANK) WAGONS

Description: Eight-wheeled Rail Tank Wagon for conveyance of liquid fuels and oils, Steel Construction, Roller Bearings, suitable for Express Freight and Goods trains.

Carrying capacity	22 730 litres
Average tare	20.0 tonnes
Gross mass	40.6 tonnes
Unit length	2.5
Drawgear class	D2
Diagram No.	268

Remarks: Owned by the Shell Co. of Aust. Ltd.

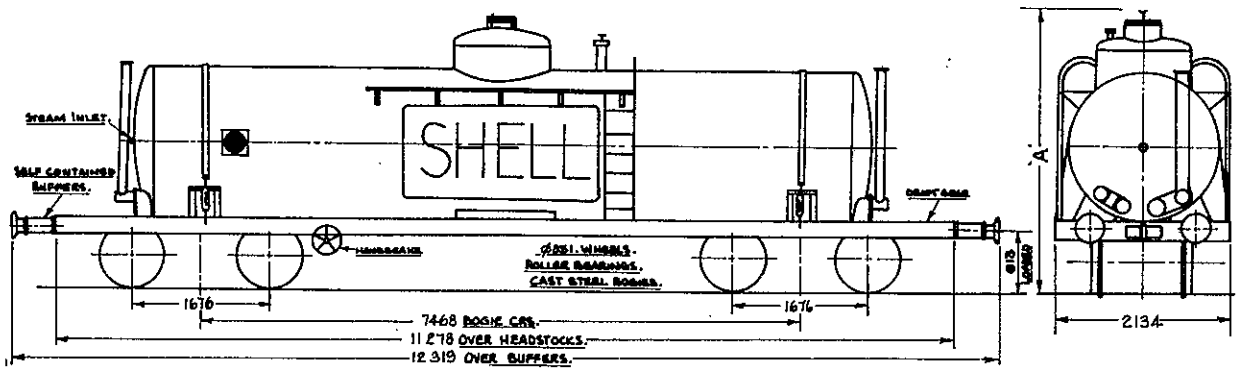

OBOT (BITUMEN TANK) WAGONS

Description: Eight-wheeled Bitumen Tank Wagon, Steel Construction, Roller Bearings.

Carrying capacity	34 096 litres
Average tare	20.0 tonnes
Gross mass	56.0 tonnes
Dimensions Metric (mm) Length 12 190 Width 2 438	
Unit length	2.6
Drawgear class	D1
Diagram No.	P461

Remarks: Owned by Shell. Bitumen Tank Wagon Serial No. 43941, 43942.

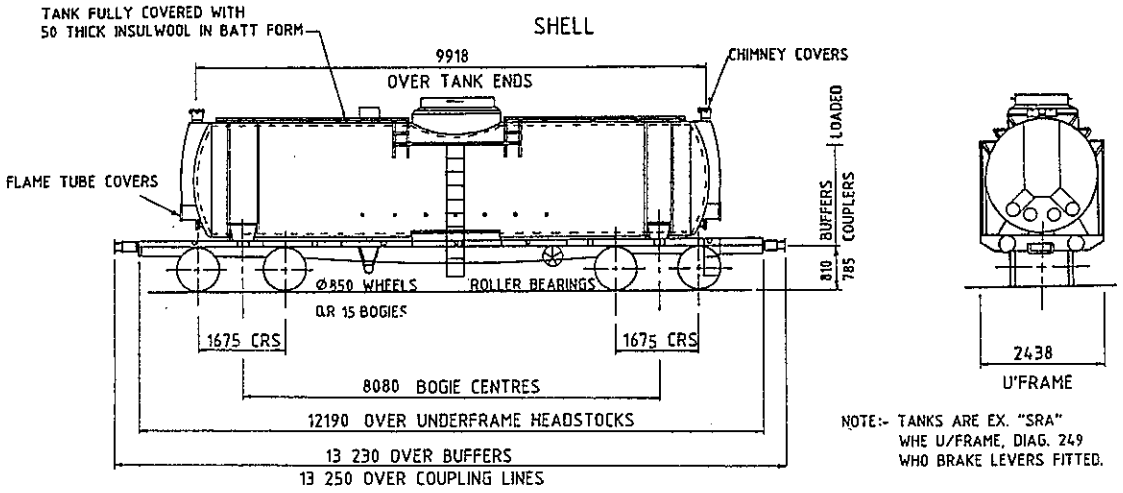

SERIAL NO.	LENGTH OF TANK	INSIDE DIA. OF TANK	NO. OF COMPTS	CAPACITY IN LITRES	TARE IN TONNES	GROSS IN TONNES	U'FRAME DRG.	DRAWGEAR CLASS	LENGTH UNIT	C.W.E'S PAPERS	YEAR CONVERTED	TANK DRG.
43941	9918	2134	IWB	34096	20.0	56.0	K-6594	D1	2.6	325/21	1990	L39-11120
43942	9918		IWB	34096	20.0	56.0	K-6594	D1	2.6	325/21	1990	

SYMBOLS USED
W-WELDED TANK
B-BOTTOM DISCHARGE

OBOT (BITUMEN TANK) WAGONS

Description: Eight-wheeled Bitumen Tank Wagon, Steel Construction, Roller Bearings.

Carrying capacity ..... 29 600 litres

Average tare ..... 20.0 tonnes

Gross mass ..... 56.0 tonnes

Dimensions Metric (mm) Length 12 190 Width 2 438

Unit length 2.6

Drawgear class D1

Diagram No. P461

Remarks: Bitumen Tank Wagon. Owned by Shell. Serial No. 43943.

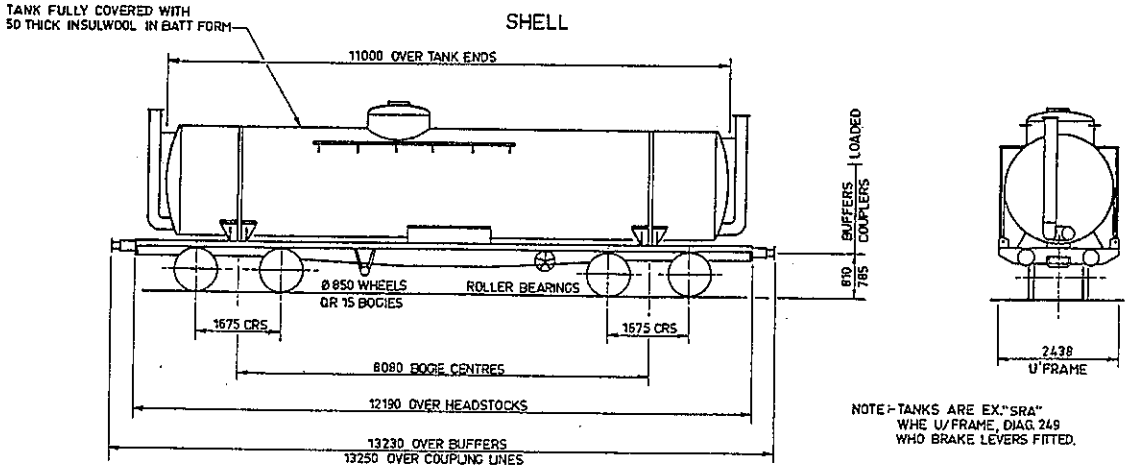

SERIAL Nº.	LENGTH OF TANK	INSIDE DIA. OF TANK	Nº OF COMPTS	CAPACITY IN LITRES	TARE IN TONNES	GROSS IN TONNES	U'FRAME DRG.	DRAWGEAR CLASS	LENGTH UNIT	C.W.E.'S PAPERS	YEAR CONVERTED	TANK DRG.
43943	11000	1890	1WB	29600	200	56·0	K-5594	D1	2·6	325/21	1990	L39-11120

SYMBOLS USED
W - WELDED TANK
B - BOTTOM DISCHARGE

OBY (TANK) WAGONS

Description: Eight-wheeled Tank wagon for conveyance of liquid fuels and oils, Steel Construction, Roller Bearings, suitable for Express Freight and Goods trains.

Carrying capacity	38 870 litres
Average tare	19.4 tonnes
Gross mass	48.7 tonnes
Unit length	2.9
Drawgear class	D2
Diagram No.	168B

Remarks: Owned by the Shell Co. of Aust. Ltd.

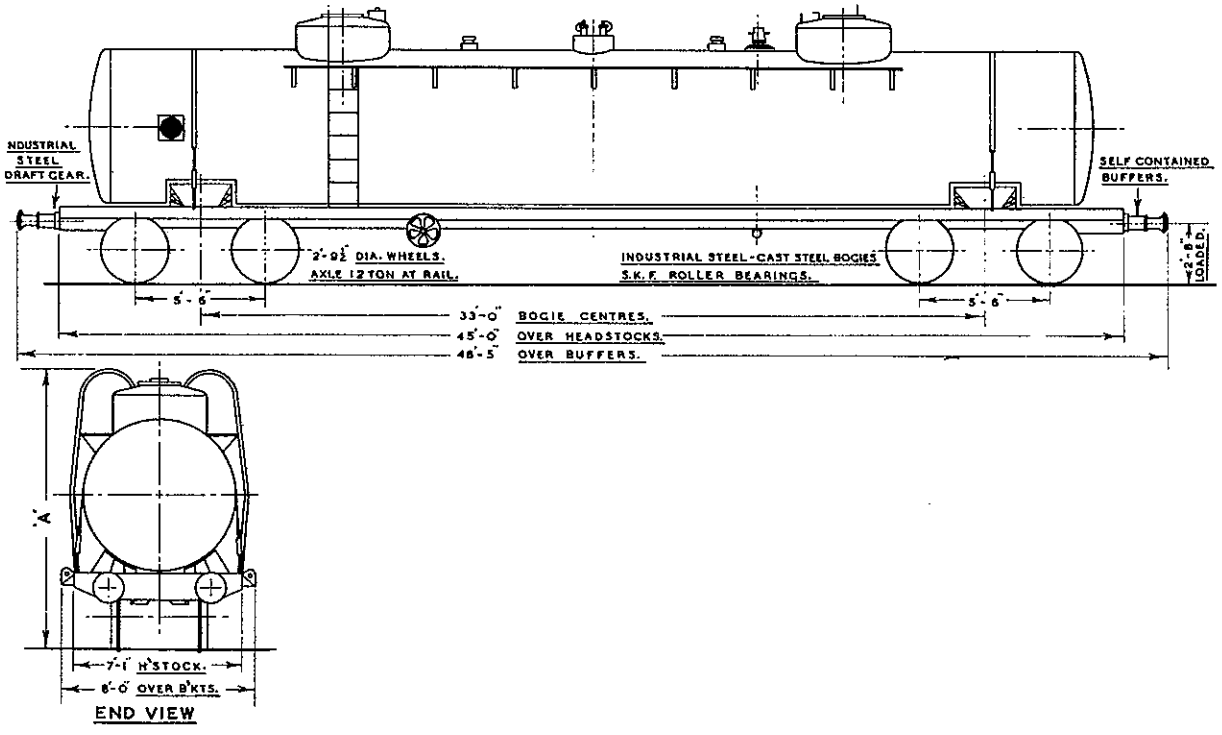

OC/OCA (TANK) WAGONS

Description: Eight-wheeled Rail Tank Wagon for conveyance of liquid fuels and oils, Steel Construction. Wagons equipped with cast steel bogies are suitable for Express Freight and Goods Trains. Those with barframe bogies are suitable for Goods Trains only.

Carrying capacity	22 730 litres
Average tare	13.6–16.5 tonnes
Gross mass	OCA 36.6, OC 32.5 tonnes
Unit length	2.1
Drawgear class	D3
Diagram No.	169

Remarks: Owned by B.P. Australia Ltd. Wagons equipped with cast steel bogies are being progressively reclassified OCA.

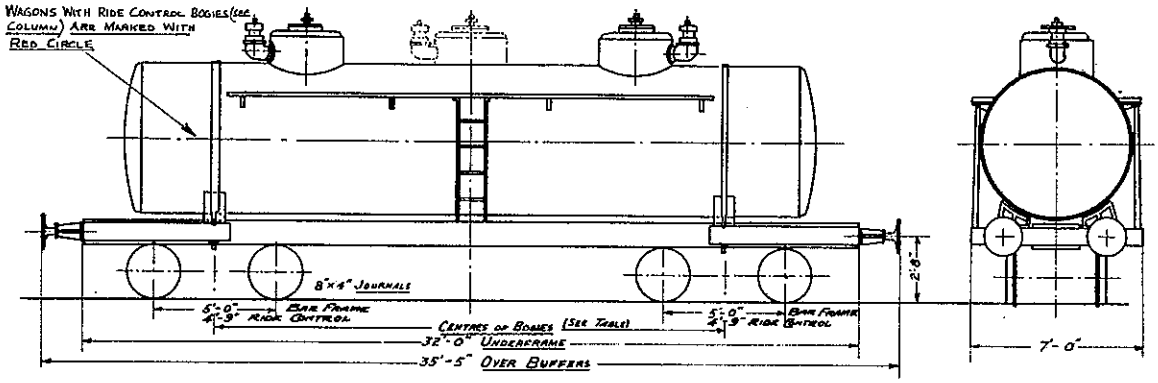

OCAO (TANK) WAGONS

Description: Eight-wheeled Rail Tank Wagon for conveyance of liquid fuels & oils. Aluminium Construction, Roller Bearings, suitable for Express Freight & Goods trains.

Carrying capacity	64 200 litres
Average tare	16.0 tonnes
Gross mass	63.0 tonnes
Unit length	3.2
Drawgear class	D1
Diagram No.	412

Remarks: Owned by BP Australia Ltd. Fully loaded wagons allowed to run on S & A class lines only.

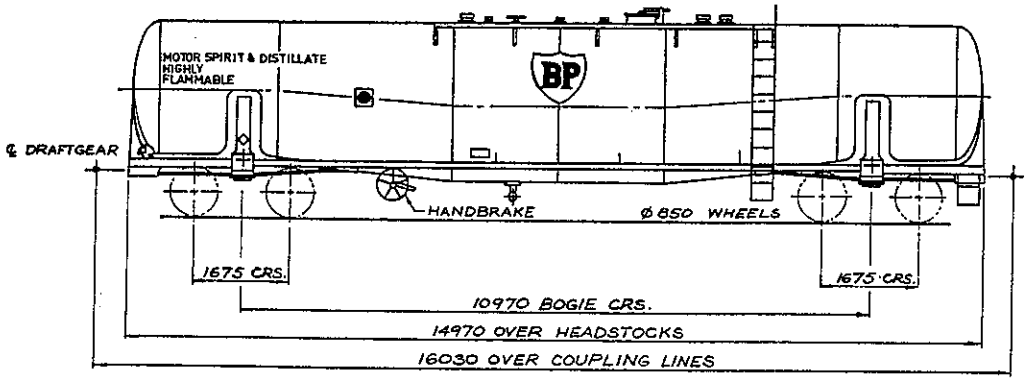

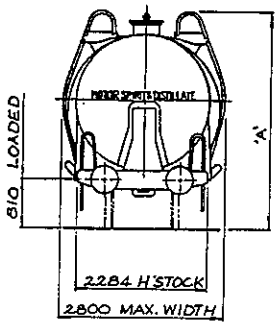

SERIAL Nº	YEAR BUILT	TANK OVERALL LENGTH	TANK INSIDE DIA'S.	NUMBER OF COMPARTS	NOMINAL CAPACITY LITRES	TARE IN TONNES	GROSS IN TONNES	BOLSTER AND END ARRG'T DRGS.	BOGIE Nº	COMPANY ARRG'T DRAWING	DIMENSION 'A'	CME'S PAPERS
44067 44068	1986	14874	2575 & 2235	1 WB	64200 M.S.R 56750 DIST.	16·0	63	AUSTENG AD·5505	QR 29 B	AUSTENG AI·5501	3600	88/465/12

SYMBOLS USED
W - WELDED TANK
B - BOTTOM DISCHARGE
M.SR - MOTOR SPIRIT (SPEC. GRAVITY = 0·725)
DIST. - DISTILLATE (SPEC. GRAVITY = 0·83)

FITTED WITH AUTOMATIC COUPLERS AND TRANSITION COUPLINGS.
DRAFTGEAR - CARDWELL WESTINGHOUSE R 500
EMPTY LOAD BRAKE
DRAFTGEAR CLASS 'D'
LENGTH UNIT 3·2
NOTE: FULLY LOADED WAGONS ALLOWED ONLY TO RUN ON S & A CLASS LINES.

OCAO (TANK) WAGONS

Description: Eight-wheeled Rail Tank Wagon for conveyance of liquid fuels and oils. Aluminium Construction, Roller Bearings, suitable for Express Freight and Goods trains.

Carrying capacity		59 150 litres
Average tare		15.5 tonnes
Gross mass		63.0 tonnes
Unit length	3.2	
Drawgear class	D1	
Diagram No.	300	

Remarks: OCAO 84 and 85 have 2 compartments. 83 has one. Fully loaded wagon allowed to run on S and A class lines only. Owned by BP Australia Ltd.

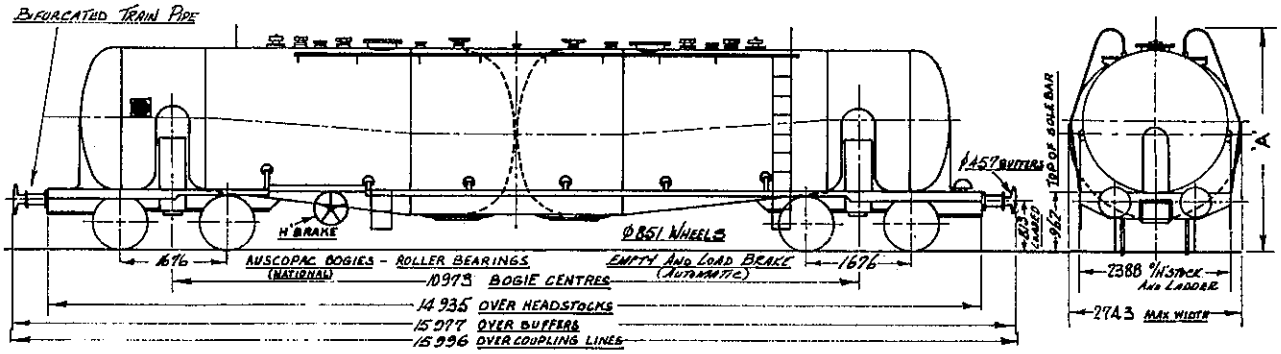

OCE (TANK) WAGONS

Description: Eight-wheeled Rail Tank Wagon for conveyance of liquid fuels and oils, Steel Construction, Plain Bearings, suitable for Express Freight and Goods trains.

Carrying capacity	27 300 litres
Average tare	15.6–17.7 tonnes
Gross mass	40.6 tonnes
Unit length	2.5
Drawgear class	D3
Diagram No.	169A

Remarks: Owned by B.P. Australia Ltd.

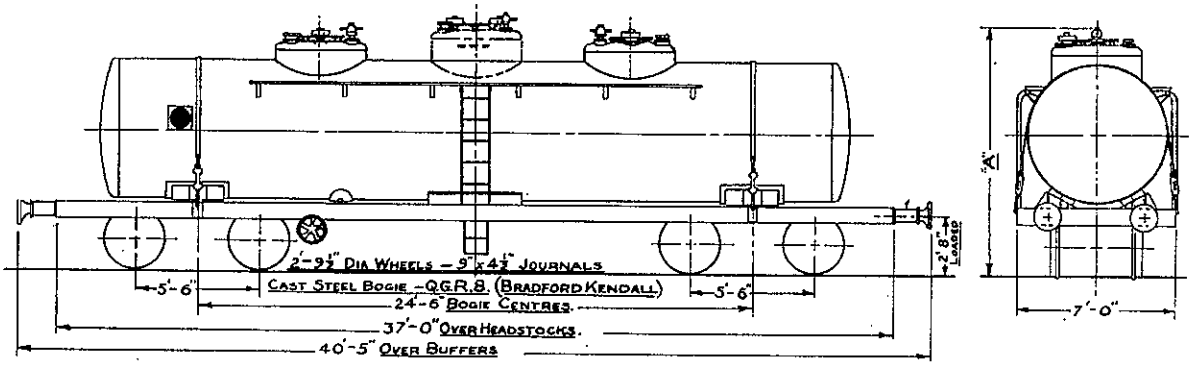

OCE (TANK) WAGONS

Description: Eight-wheeled Rail Tank Wagon for conveyance of liquid fuels and oils, Steel Construction, Plain Bearings, suitable for Goods trains only.

Carrying capacity	22 730 litres
Average tare	14.5 tonnes
Gross mass	36.6 tonnes
Unit length	2.2
Drawgear class	D3
Diagram No.	396

Remarks: Tank and Underframe ex S.A.R. Owned by BP Australia Ltd.

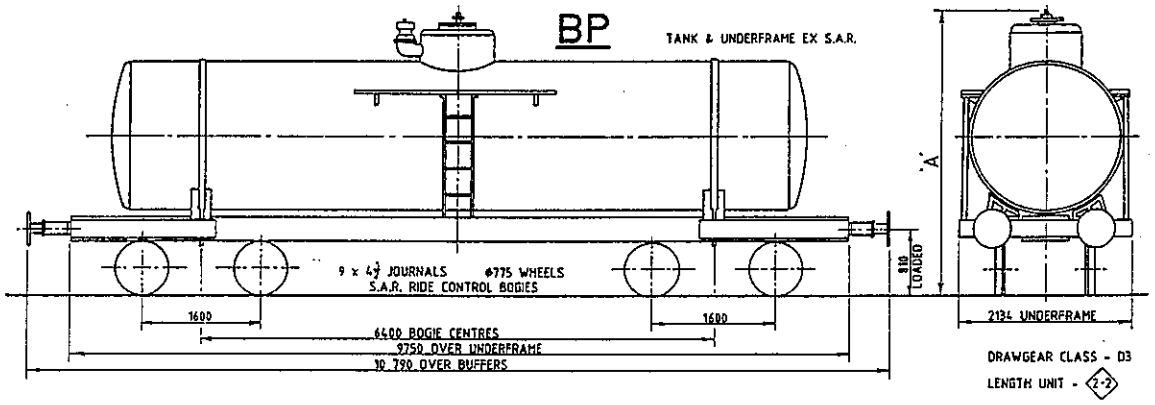

SERIAL N°.	LENGTH OF TANK	INSIDE DIA. OF TANK	N°. OF COMPT.	CAPACITY IN LITRES	NOMINAL TARE (TONNES)	NETT MASS (PETROL 735GI (TONNES)	GROSS IN TONNES	DIM. 'A'	DRG. OF UNDERFRAME	YEAR BUILT	COMPANY'S DRG. N°.	C.M.E.'S PAPERS
44055	8547	1867	1 W.B.	22730	14·6	16·6	36·6	3543	K-4620A	1954	TURLOCH 6665 & 6665	83/480
44056	8547	1867	1 W.B.	22730	14·5	16·6	36·6	3543	K-4620A	1954	TURLOCH 6665 & 6665	83/480
44057	8547	1867	1 W.B.	22730	14·4	16·6	36·6	3543	K-4620A	1954	TURLOCH 6665 & 6665	83/480

W = WELDED, B = BOTTOM DISCHARGE

OCET (TANK) WAGONS

Description: Eight-wheeled Rail Tank Wagon for conveyance of liquid fuels and oils, Steel Construction, Plain Bearings, suitable for Goods trains only.

Carrying capacity .....22 730 & 27 275 litres

Average tare ..... 15.9–17.5 tonnes

Gross mass .....(22 730 litres) 36.6 tonnes
.....(27 275 litres) 40.6 tonnes

Unit length .....(varies from) 2.0 to 2.5

Drawgear class D1

Diagram No. 395

Remarks: Tank and Underframe ex S.A.R. Owned by BP Australia Ltd.

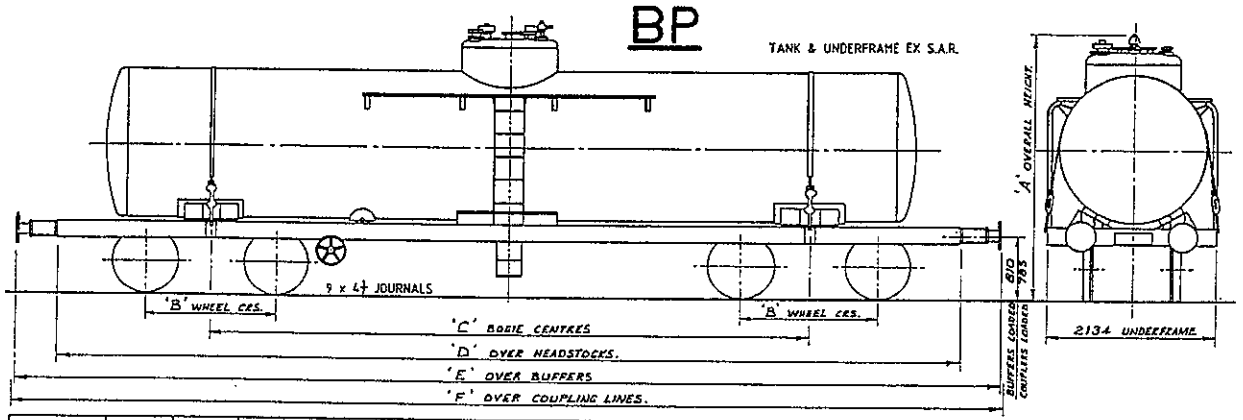

SERIAL Nº.	LENGTH OF TANK	INSIDE DIA. OF TANK	Nº. OF COMPTS.	CAPACITY IN LITRES	NOMINAL TARE (TONNES)	GROSS IN TONNES	A	B	C	D	E	F	DIA. OF WHEELS	TYPE OF BOGIES	UNDERFRAME DRAWING	C.M.E.'S PAPERS	LENGTH UNIT	DRAWGEAR CLASS
44058	10515	1867	1 W.B.	27275	17·4	40·6	—	1675	7470	11280	12320	12340	775	S.A.R. RIDE CONTROL	E. R265/21	83/480	2·5	D1
44059	8573	1867	1 W.B.	22730	17·0	36·6	—	1600	6100	9140	10180	10200	775	S.A.R. RIDE CONTROL	[illegible]	83/480	2·0	D1
44060	8573	1867	1 W.B.	22730	15·9	36·6	—	1600	6100	9140	10180	10200	775	S.A.R. RIDE CONTROL	[illegible]	83/480	2·0	D1
44061	8547	1867	1 W.B.	22730	15·9	36·6	—	1600	6400	9450	10490	10510	775	S.A.R. RIDE CONTROL	T-5-C-6033	83/480	2·1	D1
44062	8573	1867	1 W.B.	22730	16·4	36·6	—	1600	6100	9140	10180	10200	775	S.A.R. RIDE CONTROL	[illegible]	83/480	2·0	D1
44063	8547	1867	1 W.B.	22730	17·0	36·6	—	1600	6400	9450	10490	10510	775	S.A.R. RIDE CONTROL	T-5-C-6033	83/480	2·1	D1
44064	9270	1867	1 W.B.	22730	16·7	36·6	—	1600	6400	9450	10490	10510	775	S.A.R. RIDE CONTROL	T-5-C-6033	83/480	2·1	D1
44065	9270	1867	1 W.B.	22730	17·5	36·6	—	1600	6400	9450	10490	10510	775	S.A.R. RIDE CONTROL	T-5-C-6033	83/480	2·1	D1
44066	8573	1867	1 W.B.	22730	16·6	36·6	—	1600	6100	9140	10180	10200	775	S.A.R. RIDE CONTROL	[illegible]	83/480	2·0	D1

W = WELDED B = BOTTOM DISCHARGE

E = EVANS DEAKIN

T = TULLOCH

OCO (TANK) WAGONS

Description: Eight-wheeled Rail Tank Wagon for conveyance of liquid fuels and oils, Steel Construction, Roller Bearings, suitable for Express Freight and Goods trains.

Average tare		23.7 tonnes
Gross mass		63.0 tonnes
Unit length	3.3	
Drawgear class	D1	
Diagram No.	314	

Remarks: Wagon has 2 compartments. Owned by BP Australia Ltd.

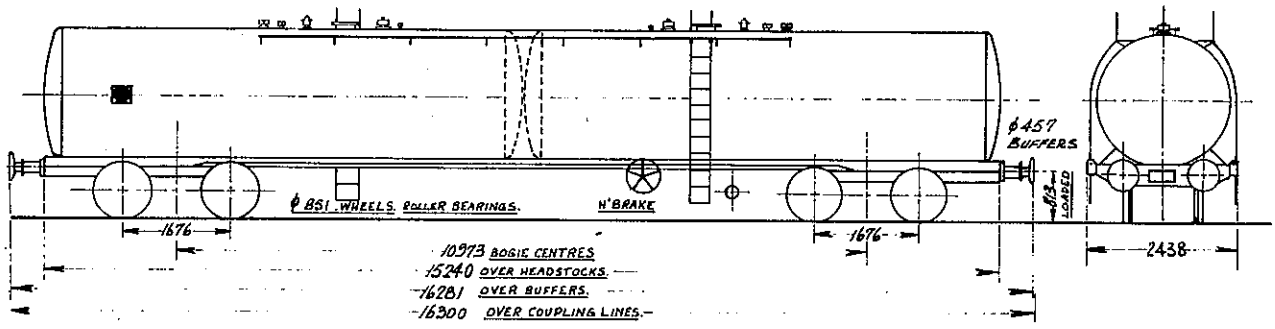

OCY (TANK) WAGONS

Description: Eight-wheeled Rail Tank Wagon for conveyance of liquid fuels and oils, Steel Construction, Roller Bearings, suitable for Express Freight and Goods trains.

Carrying capacity	36 960 litres
Average tare	18.0–19.3 tonnes
Gross mass	48.7 tonnes
Unit length	2.5
Drawgear class	D1
Diagram No.	277

Remarks: OCY 79 has one compartment, and OCY 80, 81 and 82 have 2 compartments. Owned by BP Australia Ltd.



ODY (TANK) WAGONS

Description: Eight-wheeled Rail Tank Wagon for conveyance of acid, Steel Construction, Roller Bearings, suitable for Express Freight and Goods trains.

Carrying capacity	18 200 litres
Average tare	15.3 tonnes
Gross mass	48.7 tonnes
Unit length	2.2
Drawgear class	D1
Diagram No.	253

Remarks: Owned by Consolidated Fertilizers Ltd.

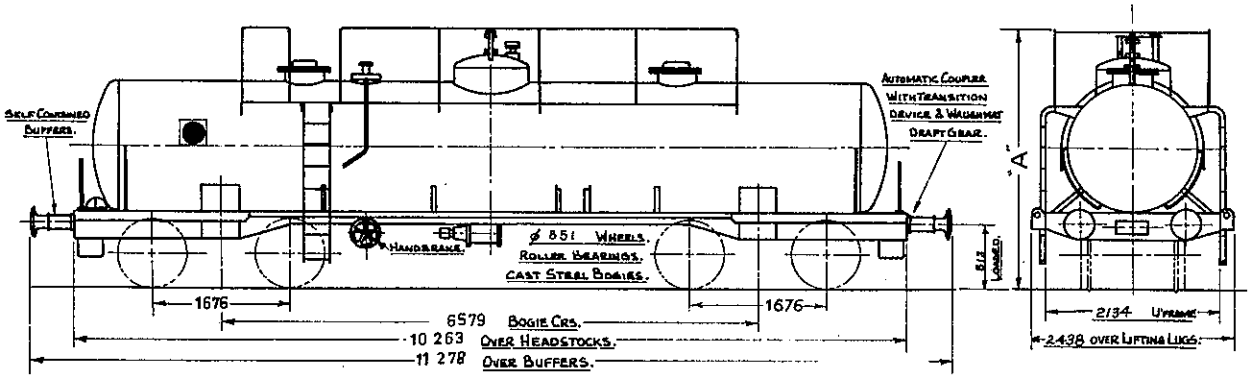

OF (TANK) WAGONS

Description: Eight-wheeled Rail Tank Wagon for conveyance of bitumen, Steel Construction, Plain Bearings, suitable for Express Freight and Goods trains.

Carrying capacity	19 000 to 20 600 litres
Average tare	15.6–16.4 tonnes
Gross mass	36.6 tonnes
Unit length	2.1
Drawgear class	D3
Diagram No.	259

Remarks: Owned by Emoleum (Aust.) Ltd. Converted from OV wagons to carry bitumen.

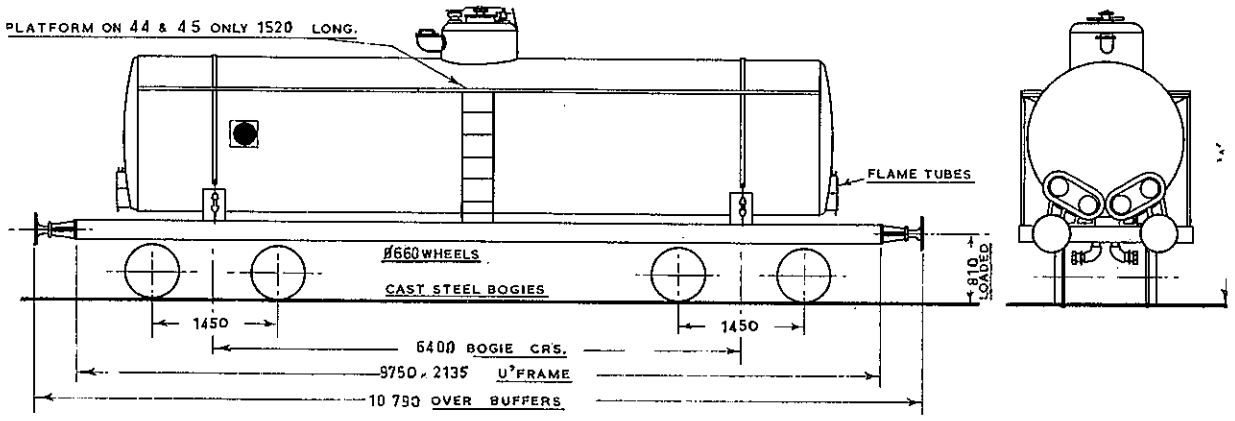

OFY (TANK) WAGONS

Description: Eight-wheeled Rail Tank Wagon for conveyance of bitumen, Steel Construction, Roller Bearings, suitable for Express Freight and Goods trains.

Carrying capacity	25 000 litres
Average tare	19.3 tonnes
Gross mass	48.7 tonnes
Unit length	2.9
Drawgear class	D2
Diagram No.	250

Remarks: Owned by Emoleum (Australia) Ltd.

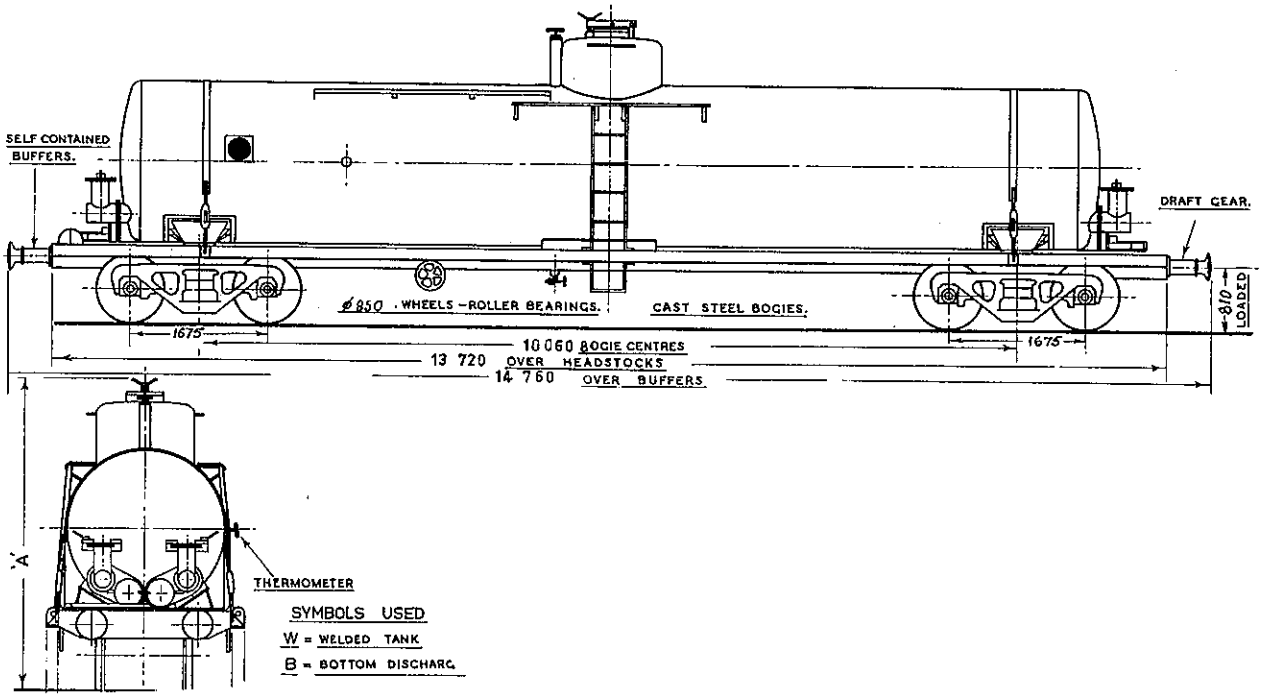

OGE (TANK) WAGONS

Description: Eight-wheeled Rail Tank Wagon for conveyance of molasses, Steel Construction, Roller Bearings, suitable for Express Freight and Goods trains.

Carrying capacity	17 730 litres
Average tare	15.1 tonnes
Gross mass	40.6 tonnes
Unit length	2.5
Drawgear class	D2
Diagram No.	251

Remarks: Owned by Mauri Bakery Group.

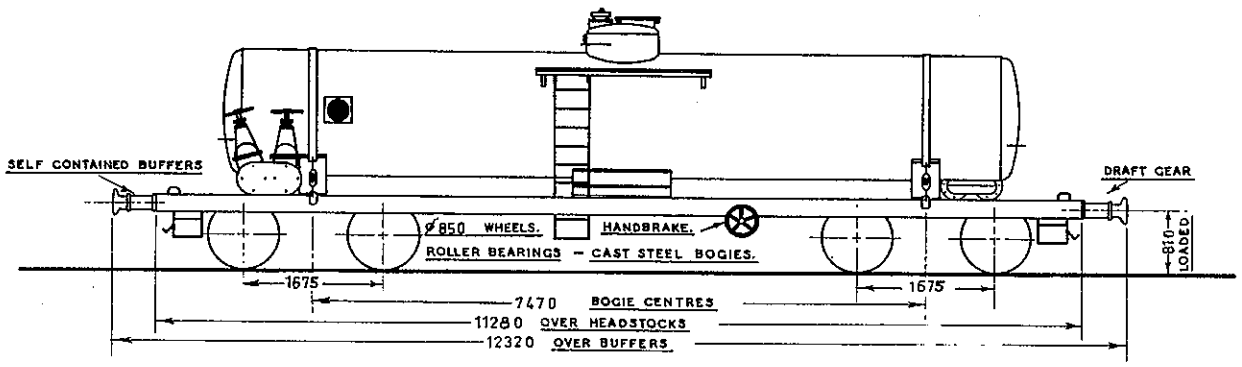

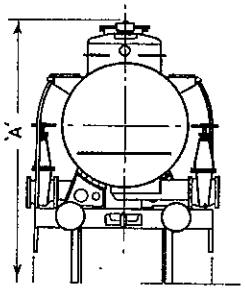

OHAO (TANK) WAGONS

Description: Eight-wheeled Rail Tank Wagon for conveyance of liquid fuels and oils, suitable for Express Freight and Goods trains, Aluminium Construction, Roller Bearings.

Carrying capacity	(motor spirit)	62 500 litres
Average tare		16.0 tonnes
Gross mass		63.0 tonnes
Unit length	3.1	
Drawgear class	D1	
Diagram No.	371	

Remarks: Owned by BP Australia Ltd. Fully loaded wagon allowed to run only on S and A class lines.

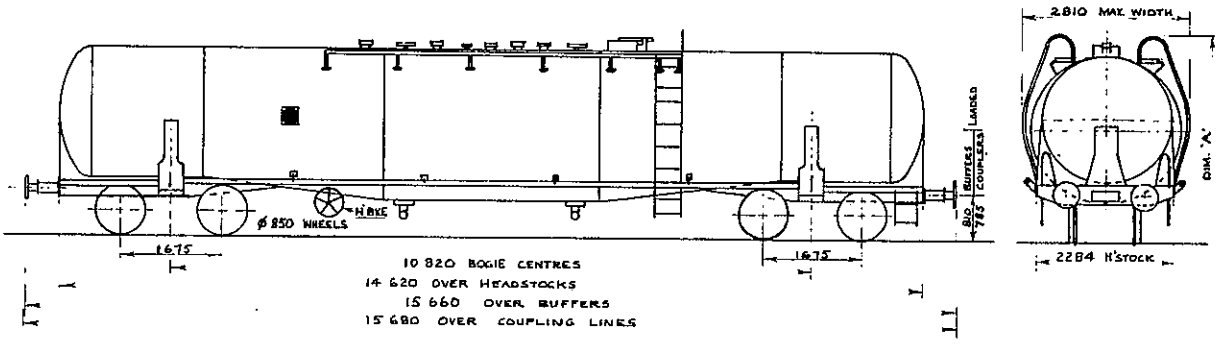

OHE/OHET (TANK) WAGONS

Description: Eight-wheeled Rail Tank Wagon for conveyance of liquid fuels and oils, Steel Construction, Roller Bearings, suitable for Express Freight and Goods trains.

Carrying capacity .....26 620 to 29 720 litres

Average tare ..... 15.7–17.2 tonnes

Gross mass ..... 40.6 tonnes

Unit length 2.5

Drawgear class D2 (OHET.D1)

Diagram No. 254

Remarks: Owned by BP Australia Ltd. OHET class have auto couplers with transition device.

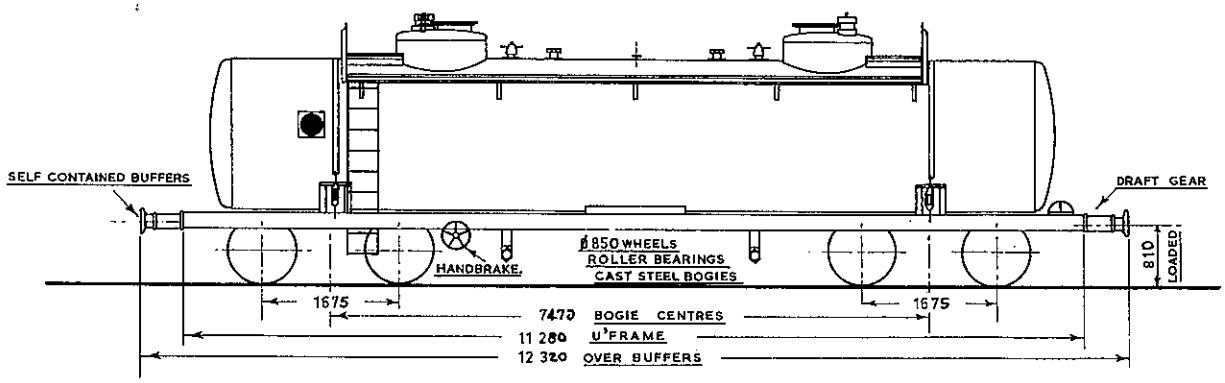

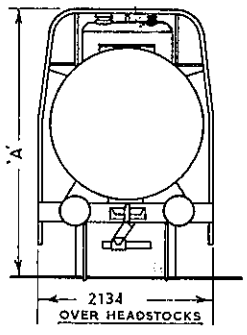

OHO (TANK) WAGONS (Serial Nos. 30 to 35)

Description: Eight-wheeled Rail Tank Wagon for conveyance of liquid fuels and oils, Steel Construction, Roller Bearings, suitable for Express Freight and Goods trains.

Carrying capacity		49 100 litres
Average tare		23.5 tonnes
Gross mass		63.0 tonnes
Unit length	3.2	
Drawgear class	D1	
Diagram No.	276	

Remarks: Fully loaded wagon allowed to run only on A and S class lines. Wagons has 3 compartments. See wagon diagram 291 for OHO without domes. Owned by BP Australia Ltd.

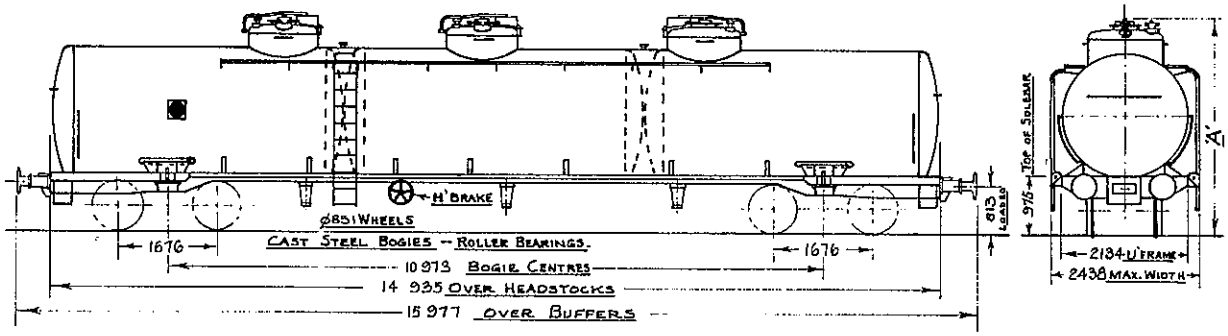

OHO (TANK) WAGONS (Serial Nos. 44, 45 and 46)

Description: Eight-wheeled Rail Tank Wagon for conveyance of liquid fuels and oils, Steel Construction, Roller Bearings, suitable for Express Freight and Goods trains.

Carrying capacity	50 000 litres
Average tare	22.3–23 tonnes
Gross mass	63.0 tonnes
Unit length	3.3
Drawgear class	D1
Diagram No.	291 sht 2

Remarks: Owned by BP Australia Ltd. Loaded wagon allowed to run only on S and A class lines. OHO 46 has two compartments, 44 and 45 have one compartment. See wagon diagram 276 for OHO with domes.

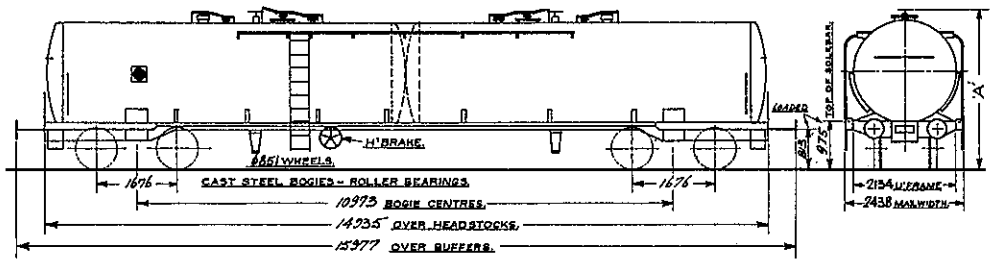

OHO (TANK) WAGONS (Serial Nos 36 to 43)

Description: Eight-wheeled Rail Tank Wagon for conveyance of liquid fuels and oils, Steel Construction, Roller Bearings suitable for Express Freight and Goods trains.

Carrying capacity	49 190 and 49 550 litres
Average tare	21.7–22.4 tonnes
Gross mass	63 tonnes
Unit length	3.2
Drawgear class	D1
Diagram No.	8 as above, Total: 291 sht 1

Remarks: Fully loaded wagon allowed to run only on A and S class lines. Wagon has 2 compartments. See wagon diagam 276 for OHO with domes. Owned by BP Australia Ltd.

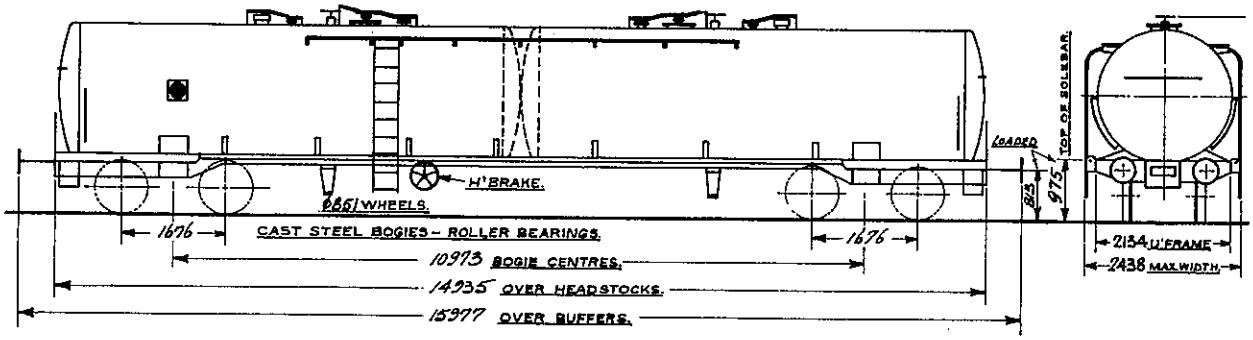

OHO (TANK) WAGONS (Serial Nos. 54 & 55)

Description: Eight-wheeled Rail Tank Wagon for conveyance of liquid fuels & oils, Steel Construction, Roller Bearings, suitable for Express Freight & Goods trains.

Carrying capacity	.....	48 600 litres
Average tare	.....	22.7 tonnes
Gross mass	.....	63.0 tonnes
Unit length	.....	3.3
Drawgear class	.....	D1
Diagram No.	.....	291 sht 3

Remarks: Owned by BP Australia Ltd. Loaded wagon allowed to run only on S & A class lines. Wagons have one compartment.

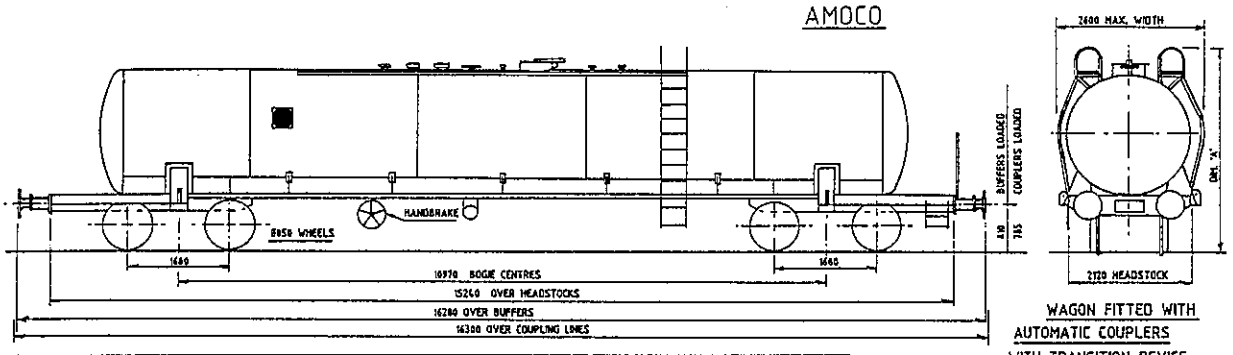

WAGON FITTED WITH AUTOMATIC COUPLERS WITH TRANSITION DEVICE DRAFT GEAR

DRAWGEAR CLASS- D1
LENGTH UNIT - 3.3

NOTE :- FULLY LOADED WAGONS ALLOWED ONLY TO RUN ON 'S' & 'A' CLASS LINES

SERIAL NO.S.	YEAR BUILT	TANK INSIDE DIAM.	TANK OVERALL LENGTH	NUMBER OF COMPART'S	NOMINAL CAPACITY (LITRES)	NOMINAL TARE (TONNES)	BOGIE & ORG. LIST	COMPANY ARRGT ORG.	HSTOCK & BOLSTER ASS'Y ORG.	DIM. 'A'	C.M.E. REF.
44187	1983	2110 & 2210	12938	1 - B	48600	22.7	O.R. 30 I.E.L.A1-5859	I.E.L. A1-5869/0	I.E.L. A0-5862/0	3595	83/685/11
44188											

B - BOTTOM DISCHARGE
I.E.L. - INDUSTRIAL ENGINEERING LIMITED

OHY (TANK) WAGONS

Description: Eight-wheeled Rail Tank Wagon for conveyance of liquid fuels and oils, Steel Construction, Roller Bearings, suitable for Express Freight and Goods trains.

Carrying capacity	35 690 to	35 800 litres
Average tare		18.3 tonnes
Gross mass		48.7 tonnes
Unit length	2.9	
Drawgear class	D2	
Diagram No.	267	

Remarks: Owned by BP Australia Ltd.

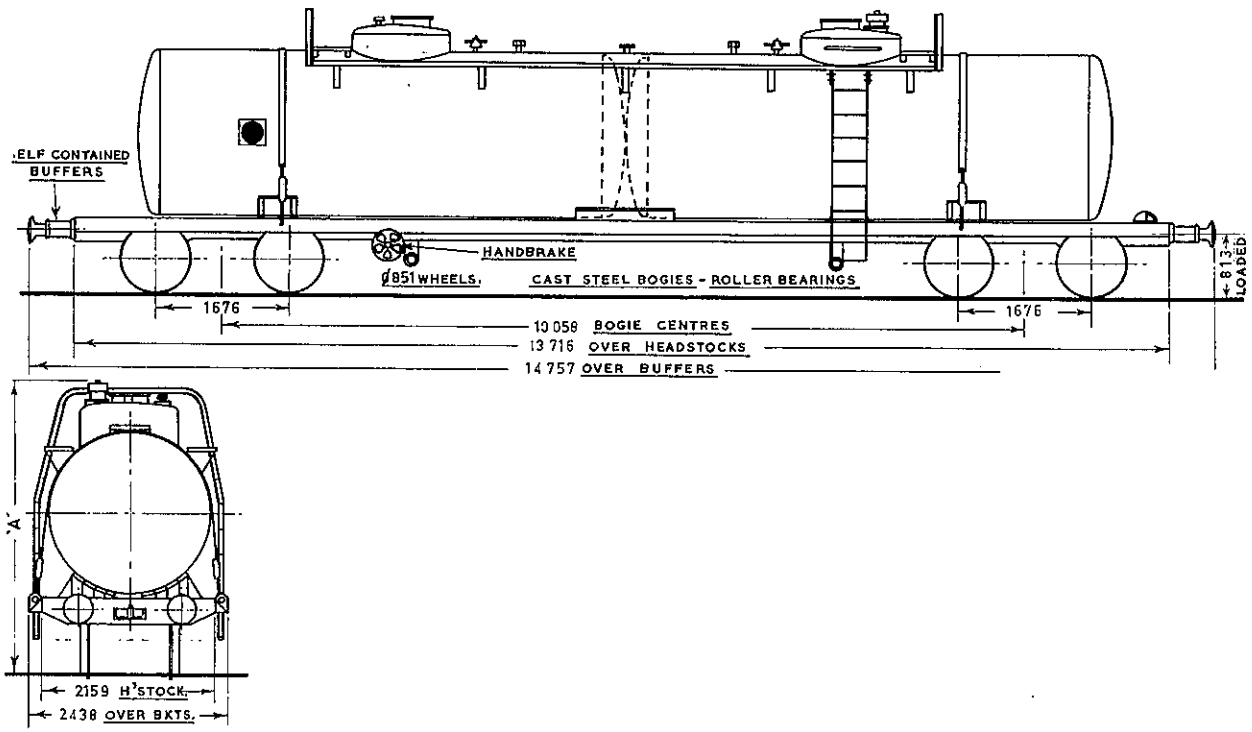

OJY (TANK) WAGONS (Serial Nos. 44266 and 44267)

Description: Eight-wheeled Rail Tank Wagon for conveyance of liquid fuels and oils, Steel Construction, Roller Bearings, suitable for Express Freight and Goods trains.

Carrying capacity	36 370 litres
Average tare	19.2 tonnes
Gross mass	48.7 tonnes
Unit length	2.4
Drawgear class	D1
Diagram No.	282

Remarks: Wagon has 3 compartments. Owned by Ampol Petroleum (Q) Pty Ltd.

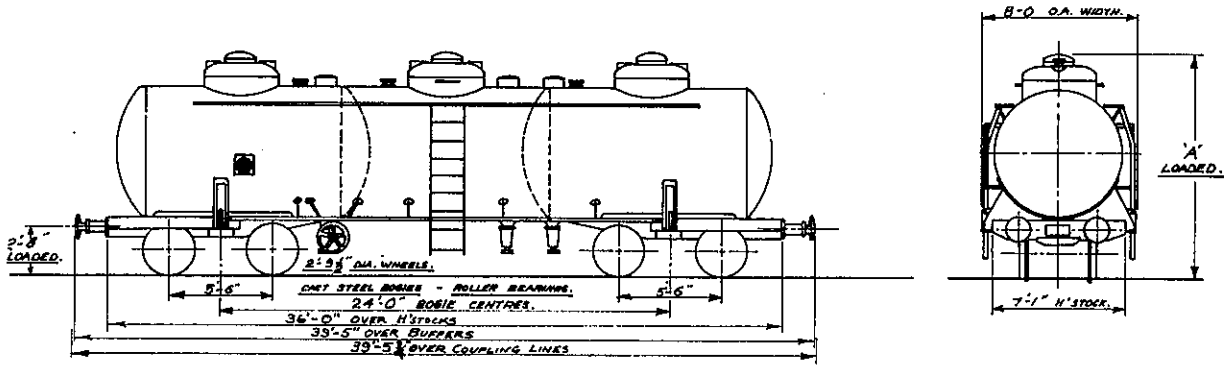

OJY (TANK) WAGONS (Serial No. 44628)

Description: Eight-wheeled Rail Tank Wagon for conveyance of liquid fuels and oils, Steel Construction, Roller Bearings, suitable for Express Freight and Goods trains.

Carrying capacity	40 570 litres
Average tare	20.0 tonnes
Gross mass	48.7 tonnes
Unit length	2.8
Drawgear class	D1
Diagram No.	299

Remarks: Owned by Ampol Petroleum (Q) Pty Ltd. Wagon has 3 compartments.

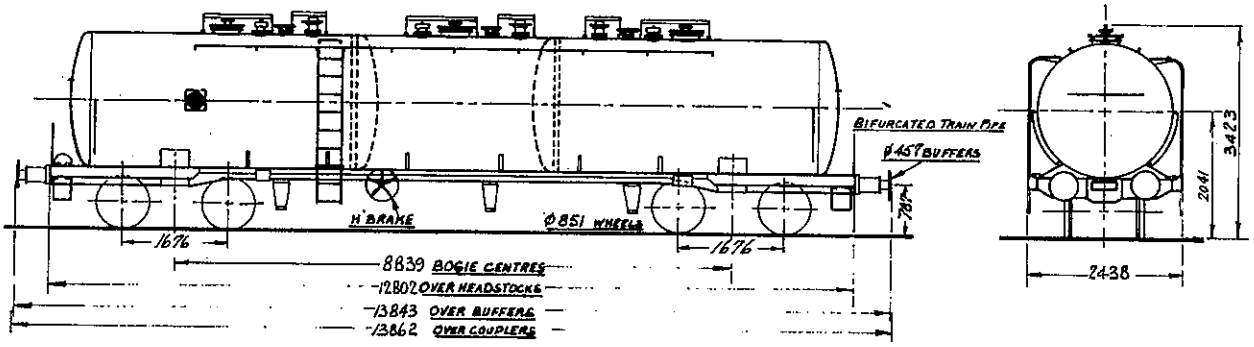

OKE (TANK) WAGONS

Description: Eight-wheeled Rail Tank Wagon for conveyance of bitumen, Steel Construction, Roller Bearings, suitable for Express Freight and Goods trains.

Carrying capacity		23 700 litres
Average tare		18.5 tonnes
Gross mass		40.6 tonnes
Unit length	2.4	
Drawgear class	D1	
Diagram No.	325	

Remarks: Owned by Road Surfaces P/L.

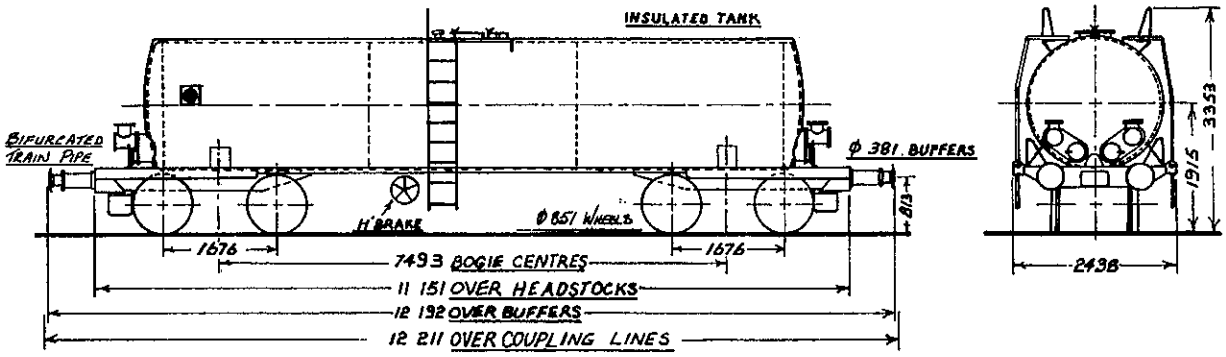

OLA (TANK) WAGONS

Description: Eight-wheeled Rail Tank Wagon for conveyance of liquid fuels and oils, Steel Construction, Plain Bearings, suitable for Express Freight and Goods trains.

Carrying capacity	22 730 litres
Average tare	13.4 tonnes
Gross mass	32.5 tonnes
Unit length	2.1
Drawgear class	D3
Diagram No.	170

Remarks: Owned by Ampol Petroleum (Q) P/L. All OL being reclassified OLA.

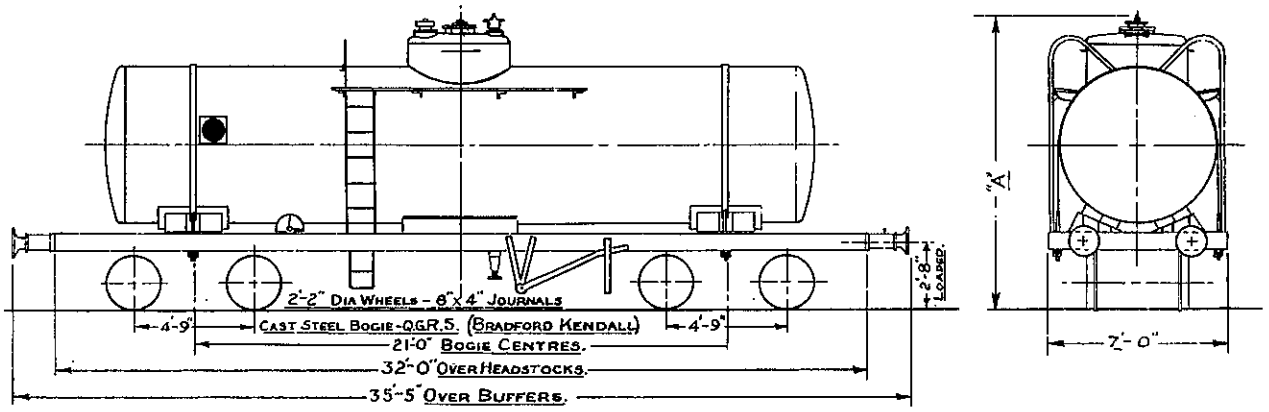

OLAO (TANK) WAGONS

Description: Eight-wheeled Rail Tank Wagon for conveyance of liquid fuels and oils, Aluminium Construction, Roller Bearings, suitable for Express Freight and Goods trains.

Carrying capacity	58 185 litres
Average tare	17.3 tonnes
Gross mass	63 tonnes
Unit length	3.3
Drawgear class	D1
Diagram No.	337

Remarks: Fully loaded wagon allowed to travel only on A and S class lines. Wagon has 2 compartments. Owned by Ampol Petroleum (Q) P/L.

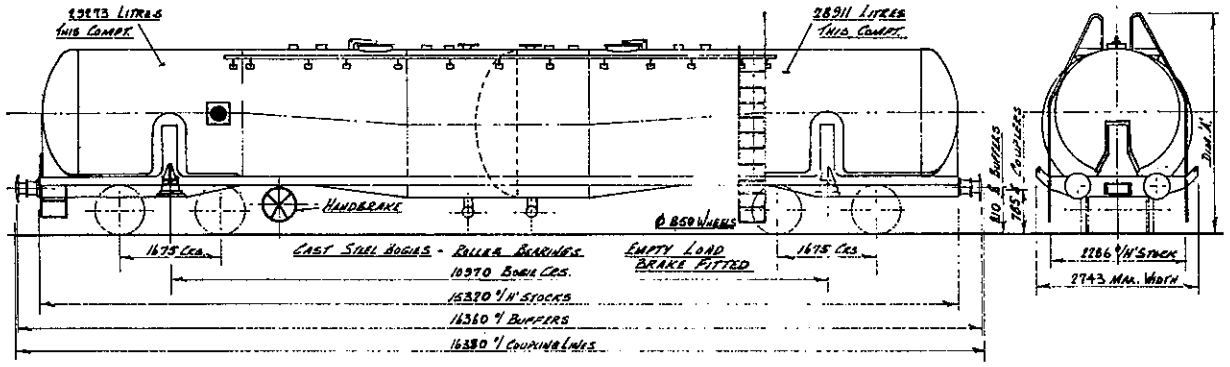

OLE/OLET (TANK) WAGONS

Description: Eight-wheeled Rail Tank Wagon for conveyance of liquid fuels and oils, Steel Construction, some Roller Bearings, others 9 x 4½ Plain Bearings, suitable for Express Freight and Goods trains.

Carrying capacity	OLET 44239 and 44240 26 370, OLE 44243 22 730, others 27 280 litres
Average tare	16.7–17.9 tonnes
Gross mass	40.6 tonnes
Unit length	2.5
Drawgear class	OLET D1, OLE D3
Diagram No.	170A

Remarks: Wagons fitted with Auto Couplers and transition device are classed OLET. All have 2 compartments except OLE 44223, OLET 44239 and 44240 which have one. OLE 8 fitted with steam heating coils. Owned by Ampol Petroleum (Q) P/L.

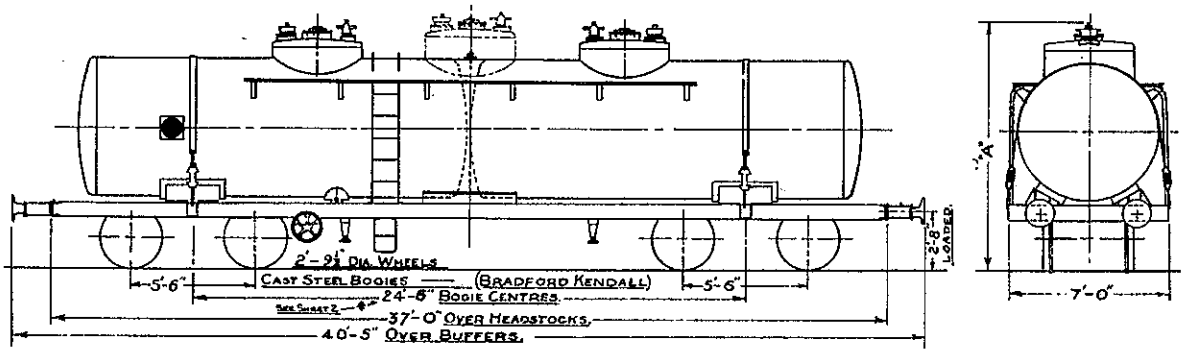

OLY (TANK) WAGONS (Serial Nos. 44241 and 44242)

Description: Eight-wheeled Rail Tank Wagon for conveyance of liquid fuels and oils, Steel Construction, Roller Bearings, suitable for Express Freight and Goods trains.

Carrying capacity	36 370 litres
Average tare	17.8 tonnes
Gross mass	48.7 tonnes
Unit length	2.5
Drawgear class	D1
Diagram No.	284

Remarks: Owned by Ampol Petroleum (Q) P/L.

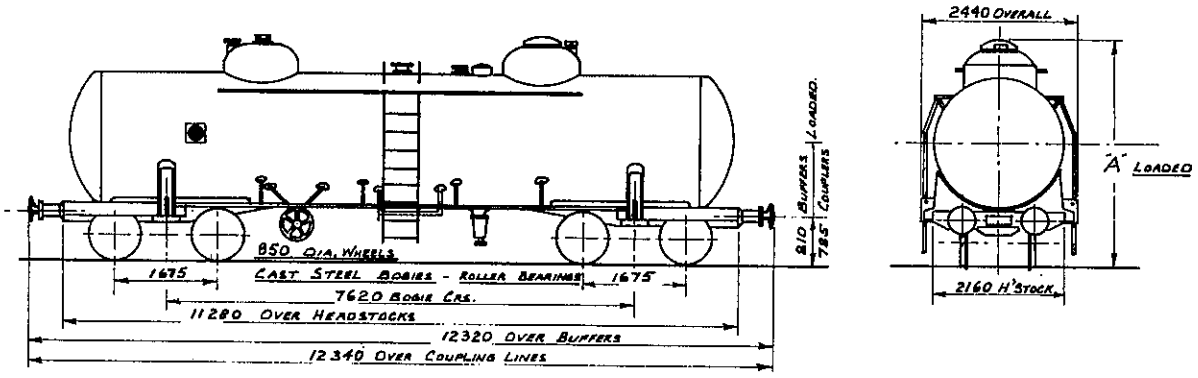

OLY (TANK) WAGONS (Serial No. 44243)

Description: Eight-wheeled Rail Tank Wagon for conveyance of liquid fuels and oils, Steel Construction, Roller Bearings, suitable for Express Freight and Goods trains.

Carrying capacity	36 370 litres
Average tare	17.9 tonnes
Gross mass	48.7 tonnes
Unit length	2.9
Drawgear class	D1
Diagram No.	315

Remarks: Owned by Ampol Petroleum (Q) P/L.

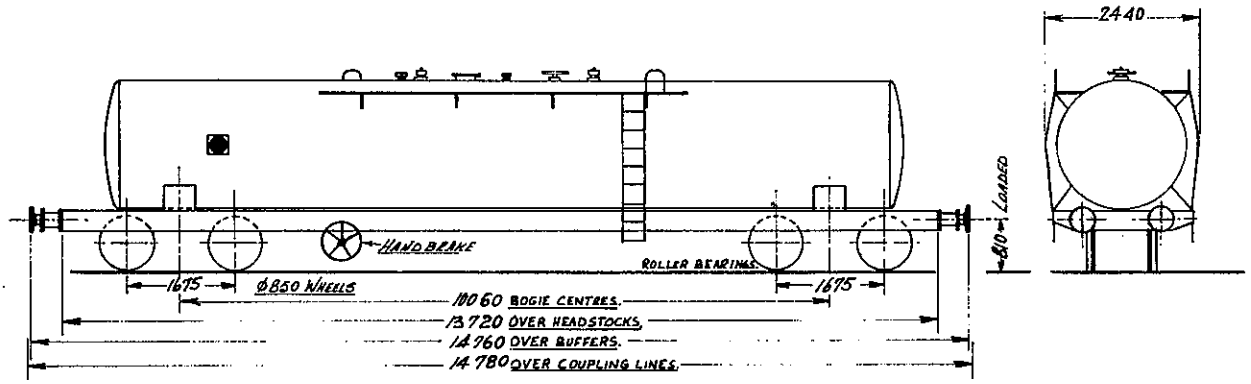

OMY (TANK) WAGONS

Description: Eight-wheeled Rail Tank Wagon for conveyance of sulphurie acid, Steel Construction, Roller Bearings, suitable for Express Freight and Goods trains.

Carrying capacity	17 685 litres
Average tare	16.9 tonnes
Gross mass	48.7 tonnes
Unit length	2.5
Drawgear class	D1
Diagram No.	334

Remarks: Owned by Mount Isa Mines Ltd.

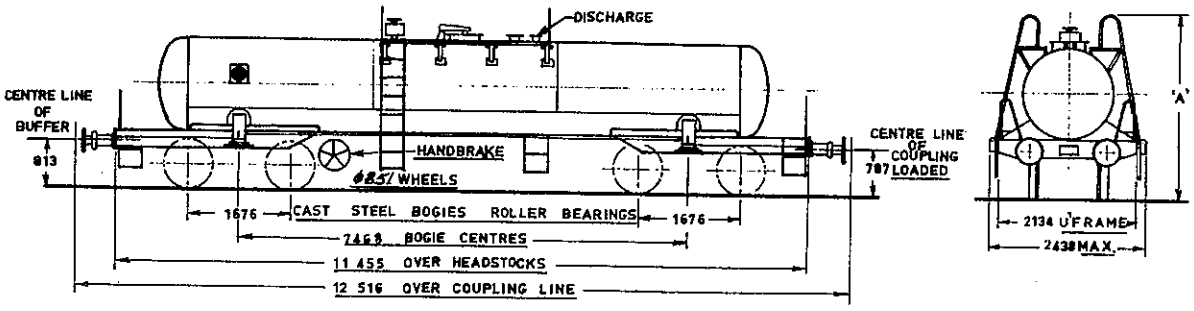

OP/OPA (TANK) WAGONS

Description: Eight-wheeled Rail Tank Wagon for conveyance of liquid fuels and oils, Steel Construction, Plain Bearings. Cast steel bogie wagons are suitable for Express Freight and Goods trains. Those with bar frame bogies are suitable for Goods trains only.

Carrying capacity	One only 21 800 litres, all others	22 730 litres
Average tare		14.0–16.3 tonnes
Gross mass		32.5 tonnes
Unit length		2.1
Drawgear class		D3
Diagram No.		173

Remarks: Owned by Caltex Ltd. OP wagons with Red circle and cast steel bogies being reclassified OPA.

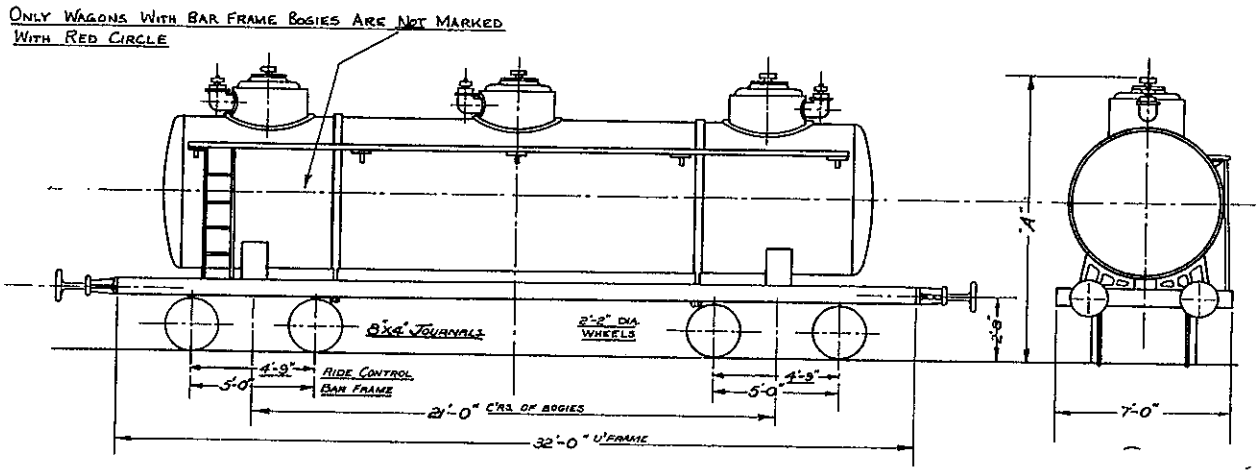

OPAO (TANK) WAGONS

Description: Eight-wheeled Rail Tank Wagon for conveyance of liquid fuels and oils, Aluminium Construction, Roller Bearings, suitable for Express Freight and Goods trains.

Carrying capacity	64 000 litres
Average tare	16.8 tonnes
Gross mass	63 tonnes
Unit length	3.1
Drawgear class	D1
Diagram No.	349

Remarks: Owned by Caltex Ltd.

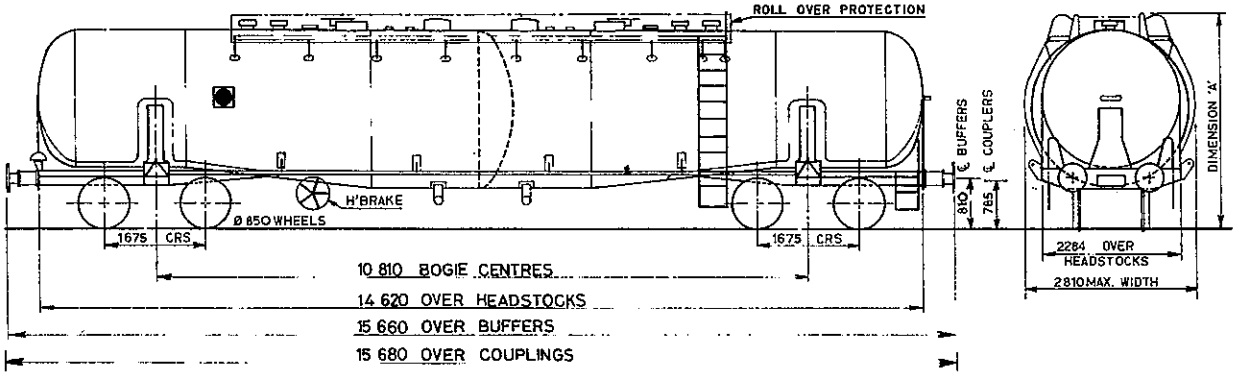

OPE (TANK) WAGONS (Serial Nos. 44332 and 44333)

Description: Eight-wheeled Rail Tank Wagon for conveyance of liquid fuels and oils, Steel Construction, OPE 16 Plain Bearings, OPE 17 Roller Bearings, suitable for Express Freight and Goods trains.

Carrying capacity		OPE 44332 27 280, OPE 44333 25 460 litres
Average tare	OPE 44332 17.9, OPE 44333	18.3 tonnes
Gross mass		40.6 tonnes
Unit length		2.5
Drawgear class		D3
Diagram No.		173A

Remarks: Owned by Caltex Petroleum Ltd.

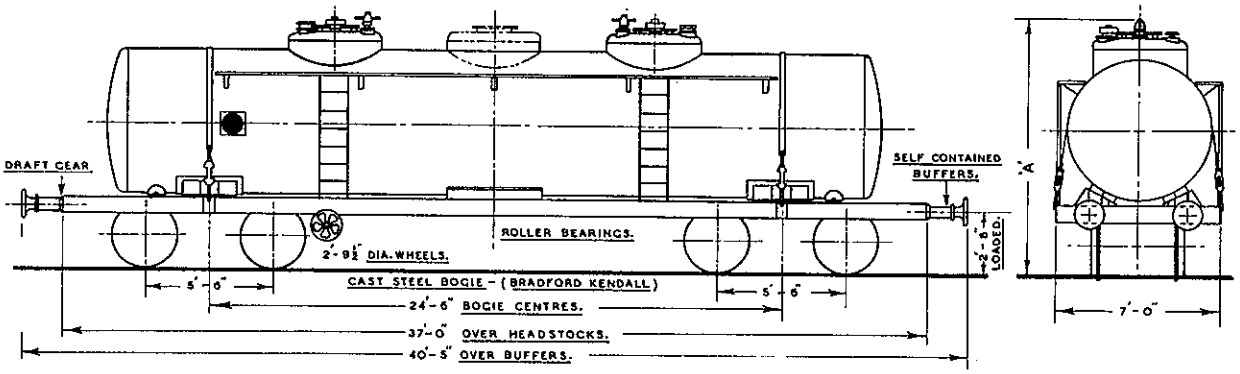

OPE (TANK) WAGONS

Description: Eight-wheeled Rail Tank Wagon for conveyance of liquid fuels and oils, Steel Construction, Roller Bearings, suitable for Express Freight and Goods trains.

Carrying capacity	27 280 litres
Average tare	16.8 tonnes
Gross mass	40.6 tonnes
Unit length	2.5
Drawgear class	D2
Diagram No.	269

Remarks: Owned by Caltex Ltd.

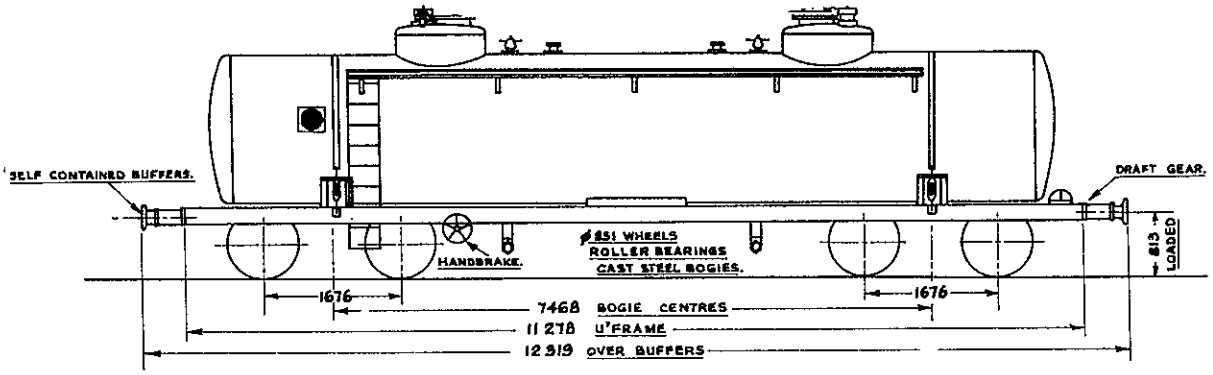

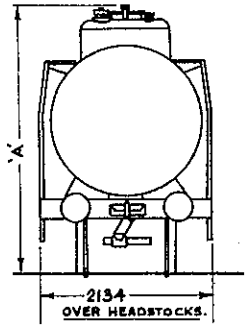

OPO (TANK) WAGONS

Description: Eight-wheeled Rail Tank Wagon for conveyance of liquid fuels and oils, Steel Construction, Roller Bearings, suitable for Express Freight and Goods trains.

Carrying capacity		48 190 litres
Average tare		23.1 tonnes
Gross mass		63.0 tonnes
Unit length	3.2	
Drawgear class	D1	
Diagram No.	287	

Remarks: Owned by Caltex. Wagon has 2 compartments. Loaded wagons only to run on S and A class lines.

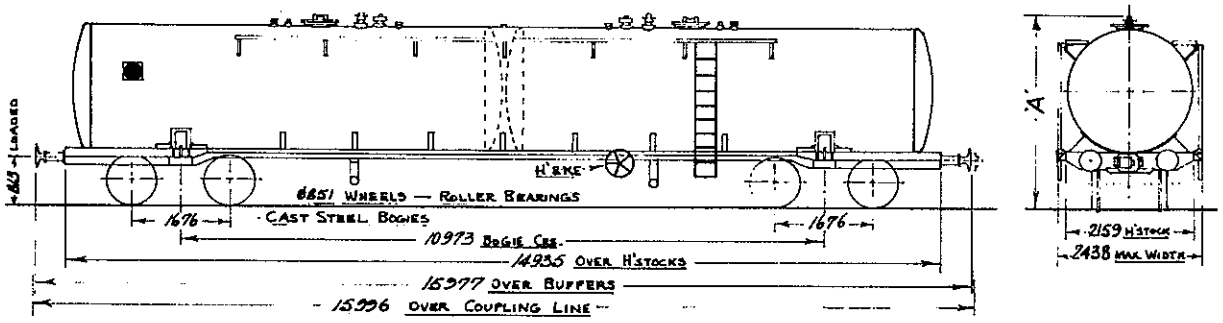

OPY (TANK) WAGONS (Serial Nos. 44334 to 44338)

Description: Eight-wheeled Rail Tank Wagon for conveyance of liquid fuels and oils, Steel Construction, Roller Bearings, suitable for Express Freight and Goods trains.

Carrying capacity	39 630 to 40 100 litres
Average tare	17.9–19.3 tonnes
Gross mass	48.7 tonnes
Unit length	2.9
Drawgear class	D2
Diagram No.	173B

Remarks: OPY 44334, 44335 and 44338 have two compartments. OPY 44336 and 44337 have one compartment. Owned by Caltex.

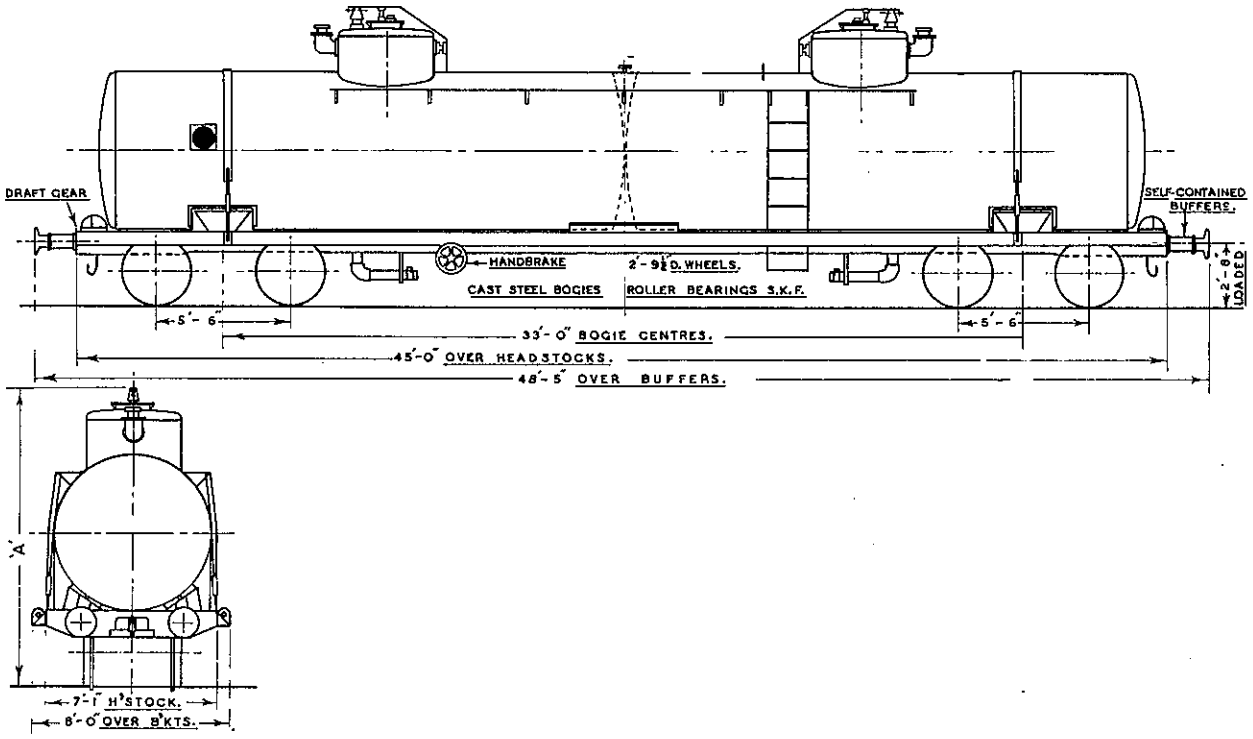

OPY (TANK) WAGONS (Serial Nos. 44339 to 44342)

Description: Eight-wheeled Rail Tank Wagon for conveyance of liquid fuels and oils, Steel Construction, Roller Bearings, suitable for Express Freight and Goods trains.

Carrying capacity		36 370 litres
Average tare		18.6 tonnes
Gross mass		48.7 tonnes
Unit length	2.9	
Drawgear class	D2	
Diagram No.	252	

Remarks: Owned by Caltex Ltd., 2 compartments.

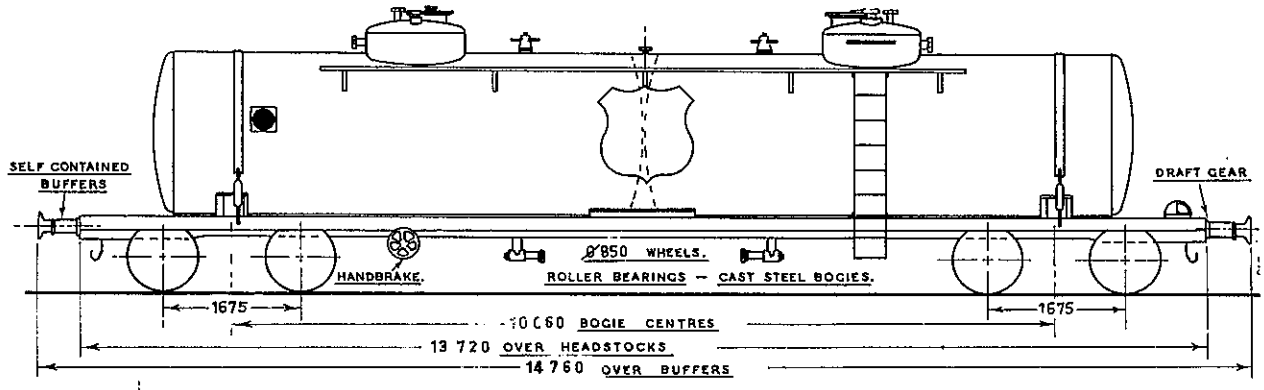

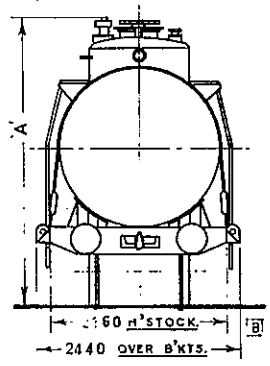

OQ (TANK) WAGONS

Description: Eight-wheeled Rail Tank Car for conveyance of bitumen, Steel Construction, Plain Bearings, suitable for Express Freight and Goods trains.

Carrying capacity	21 820 litres
Average tare	15.4 tonnes
Gross mass	36.6 tonnes
Unit length	2.1
Drawgear class	D3
Diagram No.	174A

Remarks: Owned by Boral Resources (Q) P/L.

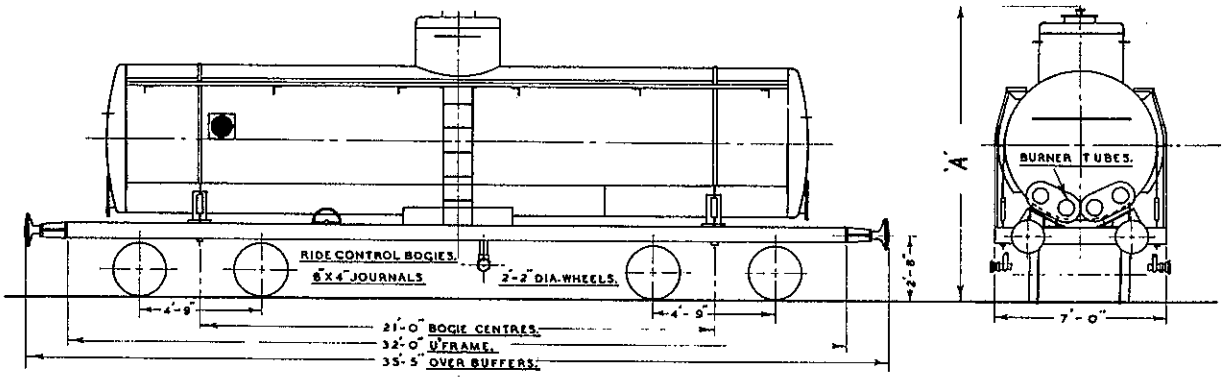

OQE (TANK) WAGONS (Serial Nos. 44285, 44286, 44287, 44290, 44291)

Description: Eight-wheeled Rail Tank Wagon for conveyance of bitumen, Steel Construction, Roller Bearings, suitable for Express Freight and Goods trains.

Carrying capacity	OQE 44285, 44286, 44287	25 000 litres
.....	OQE 44290 and 44291	25 460 litres
Average tare		17.9 tonnes
Gross mass		40.6 tonnes
Unit length	2.5	
Drawgear class	D2	
Diagram No.	174B sht 1	

Remarks: Owned by Boral Resources P/L.

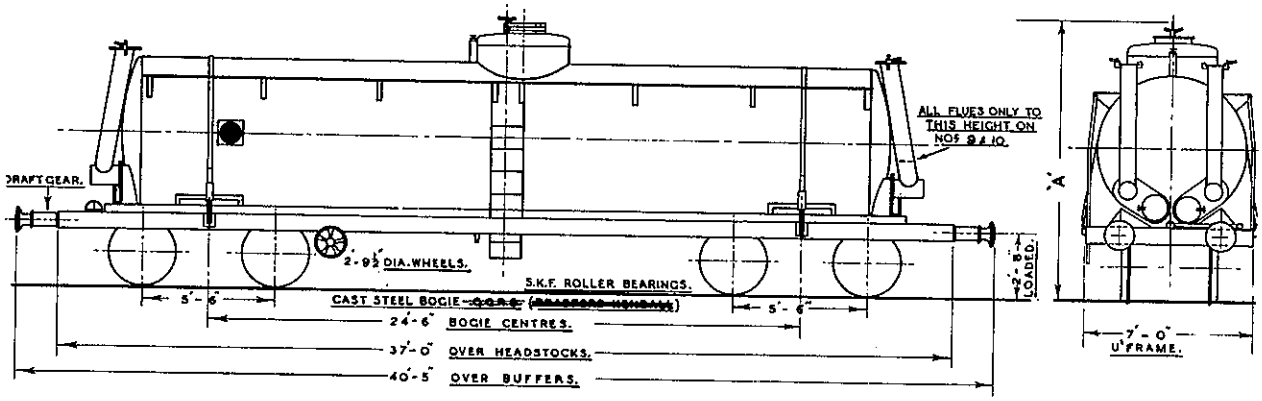

OQET (TANK) WAGONS (Serial No. 44293)

Description: Eight-wheeled Rail Tank Wagon for conveyance of bitumen, Steel Construction, Roller Bearings, suitable for Express Freight and Goods trains.

Carrying capacity	(nominal)	23 790 litres
Average tare		18.5 tonnes
Gross mass		40.6 tonnes
Unit length	2.5	
Drawgear class	D1	
Diagram No.	174B sht 2	

Remarks: Owned by Boral Resources P/L.

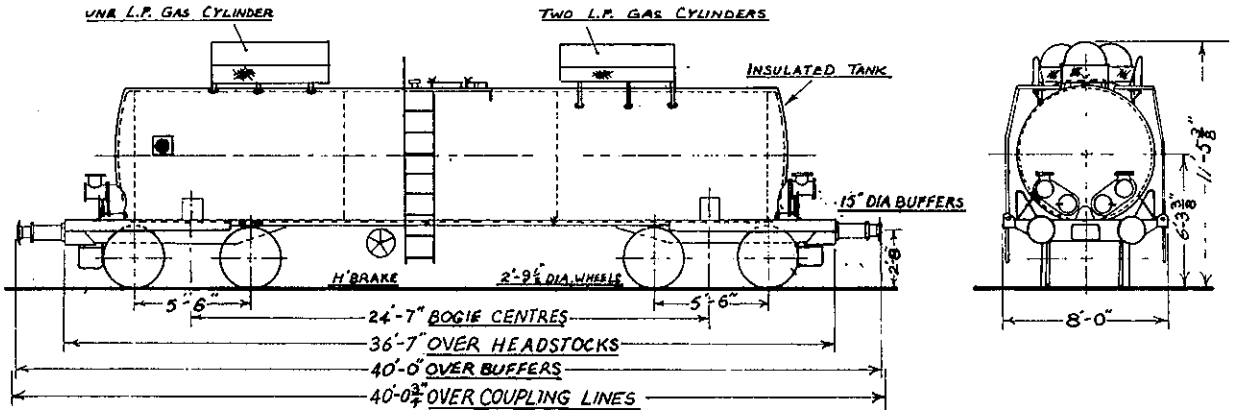

OQY (TANK) WAGONS

Description: Eight-wheeled Rail Tank Wagon for conveyance of bitumen, Steel Construction, Roller Bearings, suitable for Express Freight and Goods trains.

Carrying capacity	29 800 litres
Average tare	19.8 tonnes
Gross mass	48.7 tonnes
Unit length	2.9
Drawgear class	D2
Diagram No.	174C

Remarks: Owned by Boral Resources (Q) Pty Ltd.

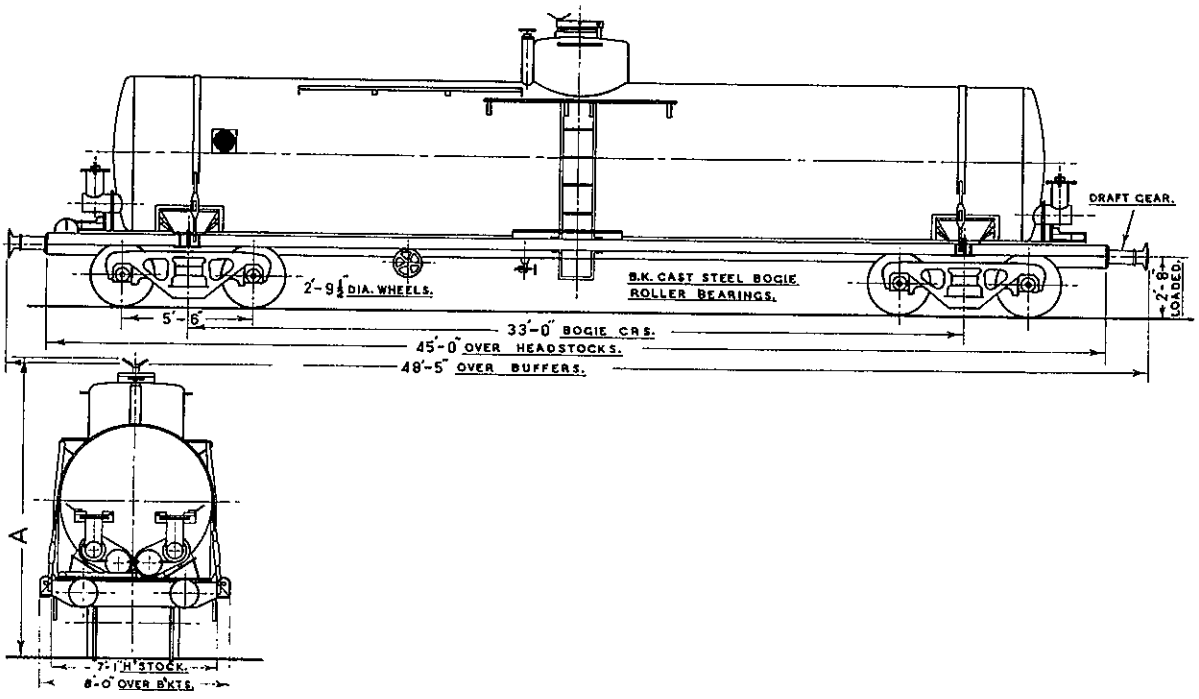

OR (TANK) WAGONS

Description: Eight-wheeled Fuel Tank Wagon, suitable for Express Freight and Goods trains, Steel Construction, Plain Bearings.

Carrying capacity	22 730 litres
Average tare	14.0 tonnes
Gross mass	36.6 tonnes
Cubic capacity	22 730 litres
Unit length	2.1
Drawgear class	D3
Diagram No.	174

Remarks: Serial Numbers: 25590, 25592, 25596. Last two are fitted with heating tubes for bitumen on hire to Boral.

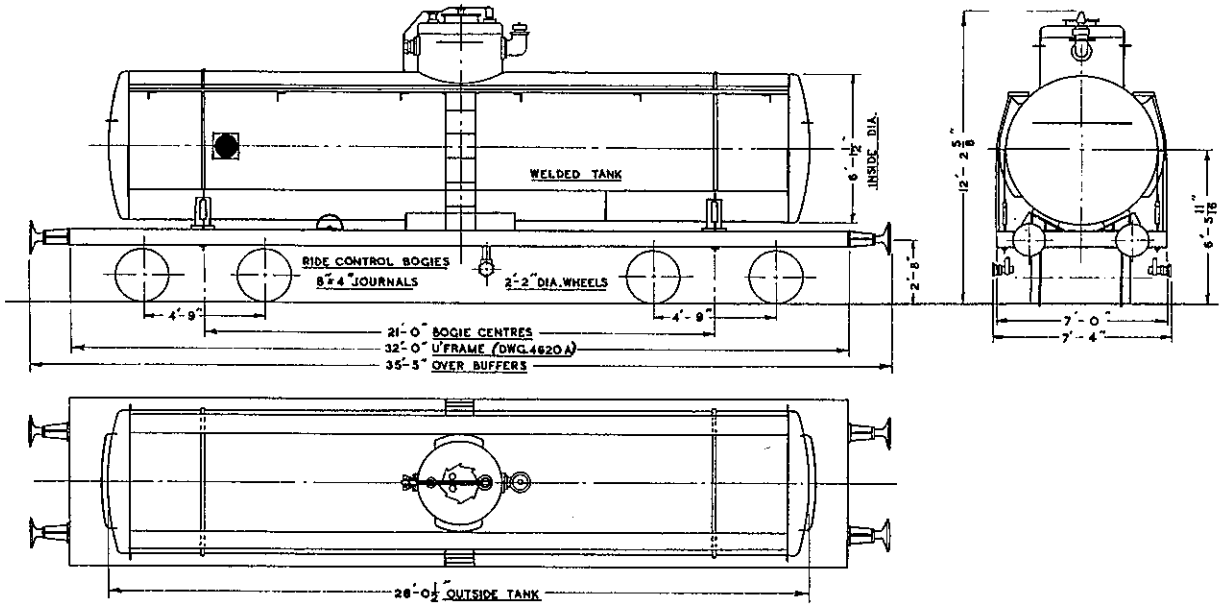

ORL (TANK) WAGONS

Description: Eight-wheeled Rail Tank Wagons for conveyance of Bulk Lube Oil, Steel Construction, Roller Bearings, suitable for Express Freight and Goods trains.

Carrying capacity	22 700 litres
Average tare	14.9 tonnes
Gross mass	36.6 tonnes
Unit length	2.1
Drawgear class	D3
Diagram No.	372

Remarks: Wagon constructed at Ipswich 11/4/1980 using CMIS underframe and Surplus Q.R. Oil Tank Shell. Owned by Q.R. and used for conveyance of new locomotive lubricating oil to Diesel Sheds throughout the State.

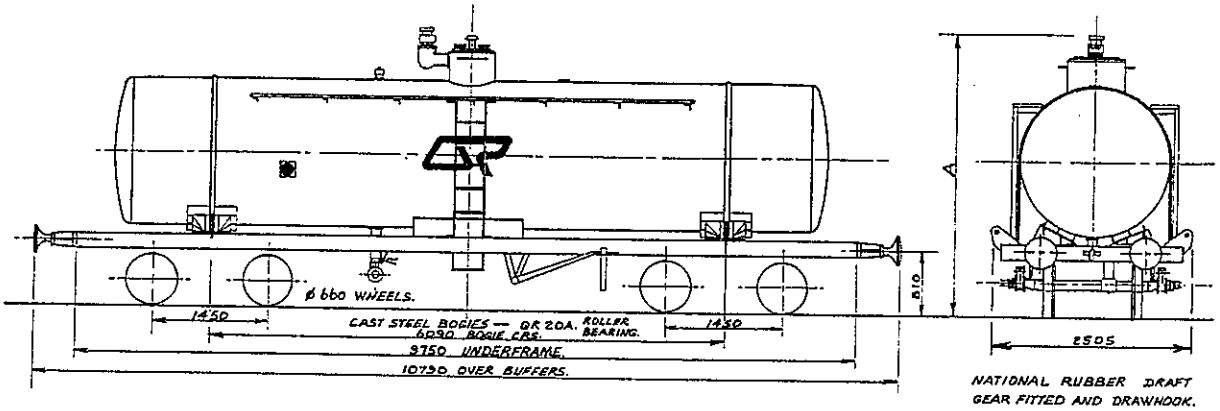

NATIONAL RUBBER DRAFT GEAR FITTED AND DRAWHOOK.
UNIT LENGTH — 2·1
DRAWGEAR CLASS — D3.

RUNNING NUMBER	YEAR BUILT	LENGTH OF TANK.	INSIDE DIA. OF TANK.	NO. OF COMPT'S.	NOMINAL CAPACITY (LITRES)	NOMINAL TARE (TONNES)		GROSS MASS. (TONNES)	BOGIE DIAGRAM:	UNDERFRAME. TYPE	UNDERFRAME. DRG. NO.	DIMENSION 'A'	C.M.E.'S PAPER'S.
41136	1980	9015	1847	1—R.B.	22 700	14·9		36·6	DB151	RECT.	K4620A	3550	74/808/1.

THIS WAGON WAS BUILT AT IPSWICH 11-4-80 USING CMIS UNDERFRAME & SURPLUS QLD. RLY. OIL TANK SHELL.

R. — RIVETED TANK.
B. — BOTTOM DISCHARGE.

ORLT (TANK) WAGONS

Description: Eight-wheeled Rail Tank Wagon for conveyance of Bulk Lube Oil, Steel Construction, Roller Bearings, suitable for Express Freight & Goods trains.

Carrying capacity	22 730 litres
Average tare	18.9 tonnes
Gross mass	40.2 tonnes
Unit length	2.6
Drawgear class	D1
Diagram No.	372A

Remarks: Wagon constructed at Ipswich using BLC underframe & Tank off OB12. Owned by QR and used for conveyance of new locomotive lubricating oil to Pring Diesel Shed.

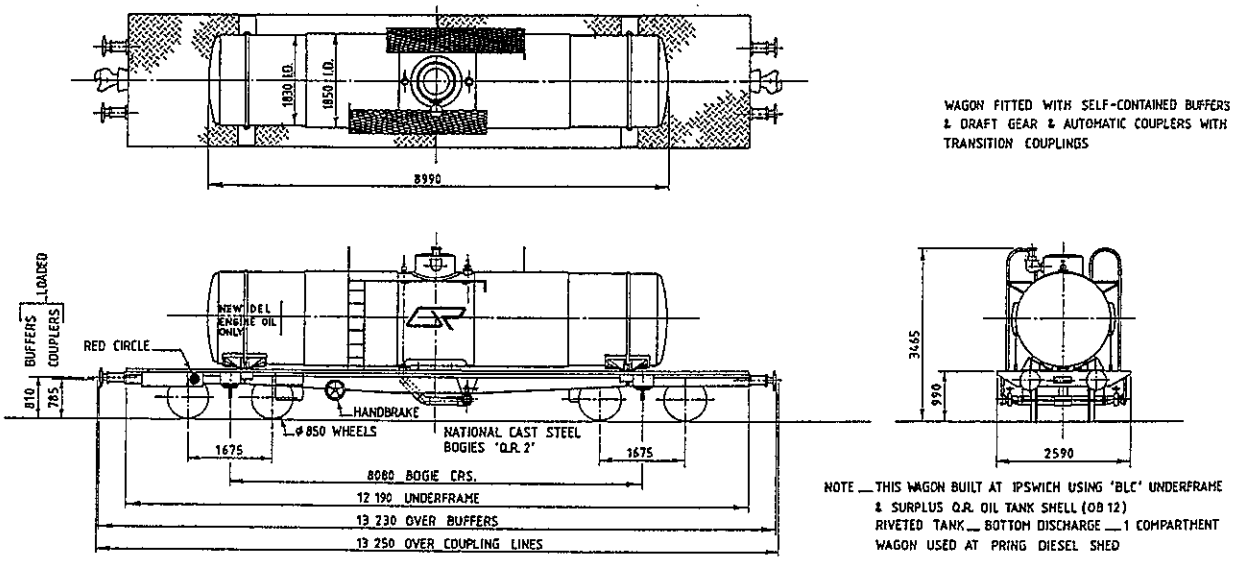

ORO (TANK) WAGONS (Serial Nos. 37360 and 37361)

Description: Eight-wheeled Fuel Tank Wagon, Steel Construction, Roller Bearings, suitable for Express Freight and Goods trains.

Carrying capacity	(Average)	49 000 litres
Average tare		22.5 tonnes
Gross mass		*63.0 tonnes
Unit length	3.3	
Drawgear class	D1	
Diagram No.	336	

Remarks: *Fully loaded wagons allowed to run only on S and A class lines, QR owned.

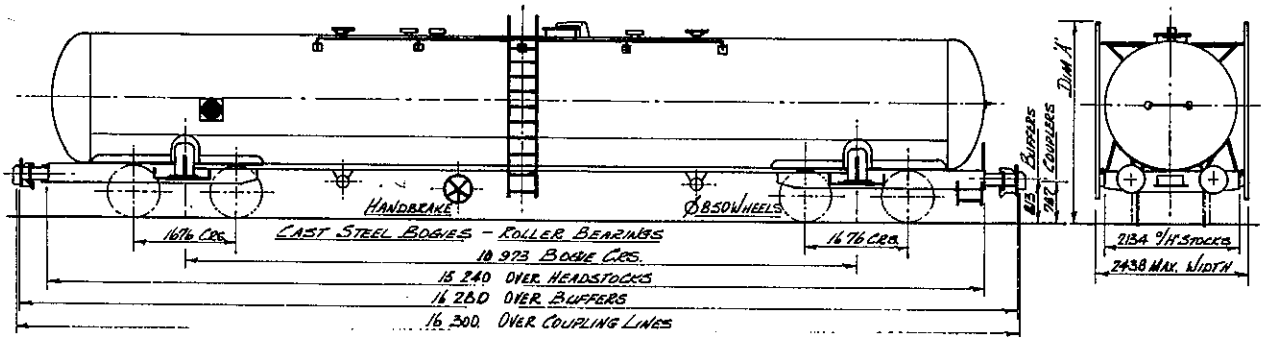

ORO (TANK) WAGONS (Serial Nos. 39000 to 39009)

Description: Eight-wheeled Fuel Tank Wagon, suitable for Express Freight and Goods trains, Steel Construction, Roller Bearings.

Carrying capacity	51 200 litres
Average tare	21.9 tonnes
Gross mass	*63.0 tonnes
Unit length	3.3
Drawgear class	D1
Diagram No.	344

Remarks: Serial Numbers: 39000 to 39009. *Fully loaded wagons allowed to run only on S and A class lines, QR owned.

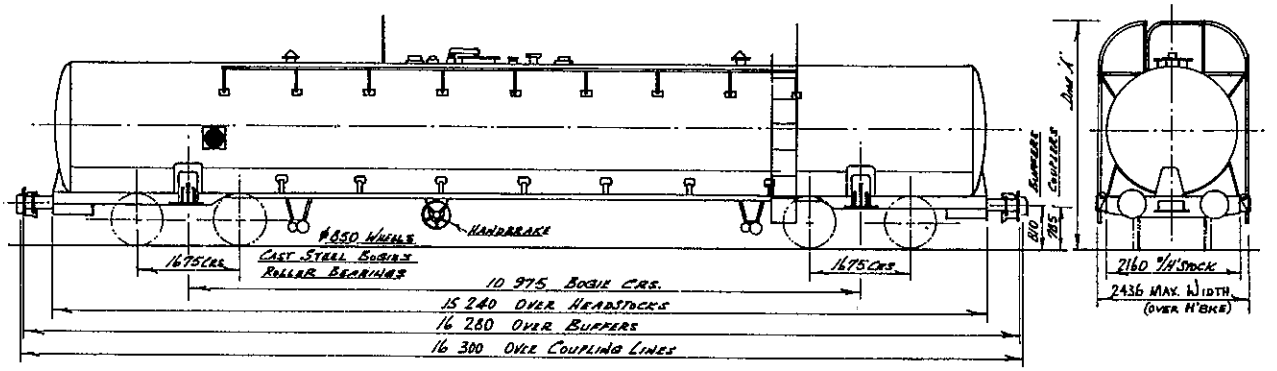

ORO (TANK) WAGONS (Serial Nos. 43642 to 43646)

Description: Eight-wheeled Fuel Tank Wagon, Steel Construction, Roller Bearings, suitable for Express Freight & Goods trains.

Carrying capacity	55 000 litres
Average tare	22.5 tonnes
Gross mass	*63.0 tonnes
Unit length	3.1
Drawgear class	D1
Diagram No.	391

Remarks: Serial Numbers 43642 to 43646. *Fully loaded wagons allowed to run only on S & A class lines, QR owned.

QUEENSLAND RAILWAYS

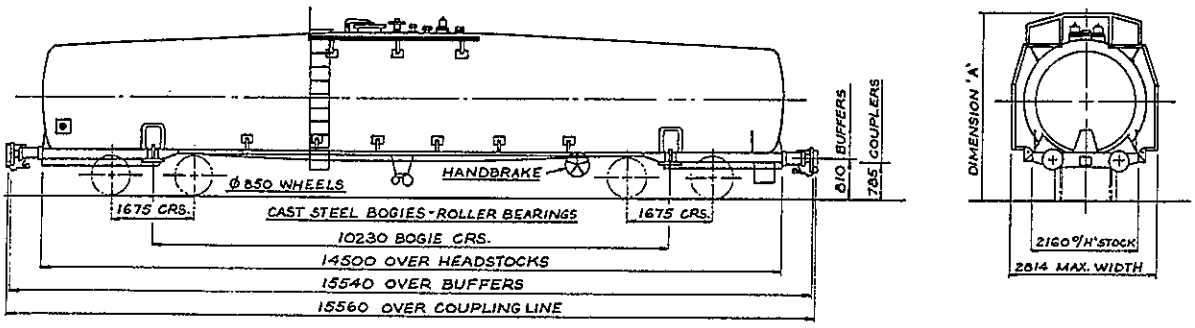

SERIAL NUMBER	YEAR BUILT	TANK OVERALL LENGTH	TANK INSIDE DIA.	NUMBER OF COMPT'S	NOMINAL CAPACITY LITRES	TARE IN TONNES	GROSS IN TONNES	BOLSTER END ARRG'T DRG. Nº	BOGIE Nº	ARRG'T DRG Nº	DIMENSION "A"	C.M.E. PAPERS
43642-43646	1984	14500	2440	1-B	550000	22.5 t	63 t	B1-14001	QR 29A, QR 30A	B1-14119	3715	83/879/4/01

FITTED WITH AUTOMATIC COUPLERS AND TRANSITION COUPLINGS

DRAFTGEAR - NATIONAL 660

DRAWGEAR CLASS - D1

LENGTH UNIT - 3.1

DRAWING LIST Nº 731A

SEE DRG'S 344 & 336 FOR OTHER 'ORO' DIAGRAMS

B - BOTTOM DISCHARGE

NOTE - FULLY LOADED WAGONS ALLOWED TO RUN ONLY ON 'S' AND 'A' CLASS LINES

OS (TANK) WAGONS

Description: Eight-wheeled Rail Tank Wagon for conveyance of power alcohol, Steel Construction, Plain Bearings, suitable for Express Freight and Goods trains.

Carrying capacity		22 730 litres
Average tare		14.1 tonnes
Gross mass		32.5 tonnes
Unit length	2.1	
Drawgear class	D3	
Diagram No.	175	

Remarks: Owned by Australian National Power Alcohol P/L.

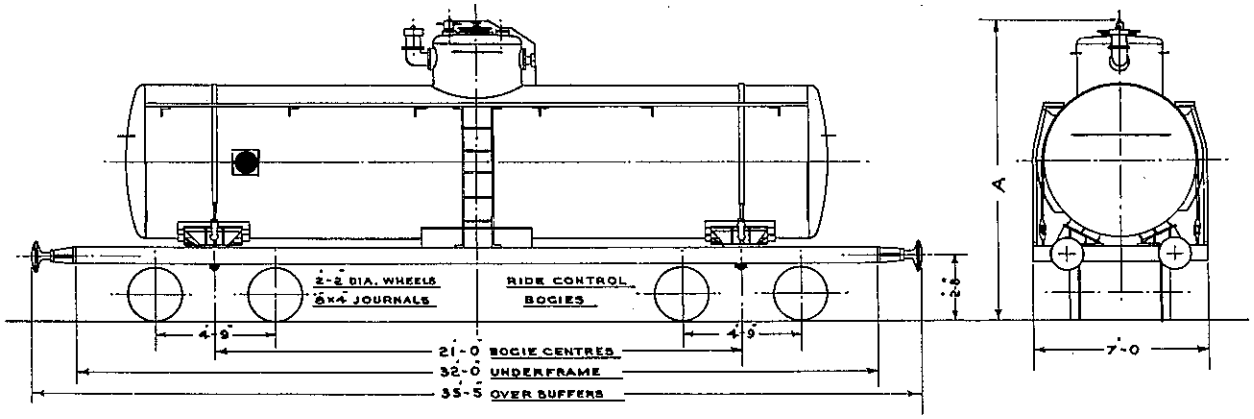

OSO (TANK) WAGONS

Description: Eight-wheeled Rail Tank Wagon for conveyance of power alcohol, Steel Construction, Roller Bearings, suitable for Express Freight and Goods trains.

Carrying capacity	51 000 litres
Average tare	21.7 tonnes
Gross mass	63.0 tonnes
Unit length	3.3
Drawgear class	D1
Diagram No.	346

Remarks: Owned by Australian National Power Alcohol P/L (Distillery Division of C.S.R.). Fully loaded wagon allowed to travel only on A and S class lines.

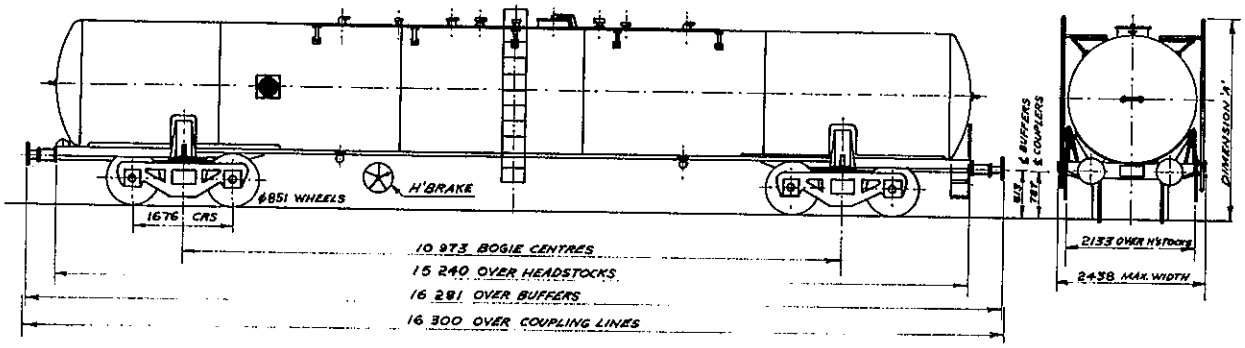

OT/OTA (TANK) WAGONS

Description: Eight-wheeled Rail Tank Wagon for conveyance of liquid fuels and oils, Steel Construction, Plain Bearings, OTA suitable for Express Freight and Goods trains. OT suitable for Goods trains only.

Carrying capacity	OT 3 and 4 21 820 litres, all others	22 730 litres
Average tare		14.1–15.9 tonnes
Gross mass	OT 32.5, OTA	36.6 tonnes
Unit length		2.1
Drawgear class		D3
Diagram No.		171

Remarks: OT have bar frame bogies. OTA have cast steel bogies. Owned by Caltex Oil (Aust.) P/L.

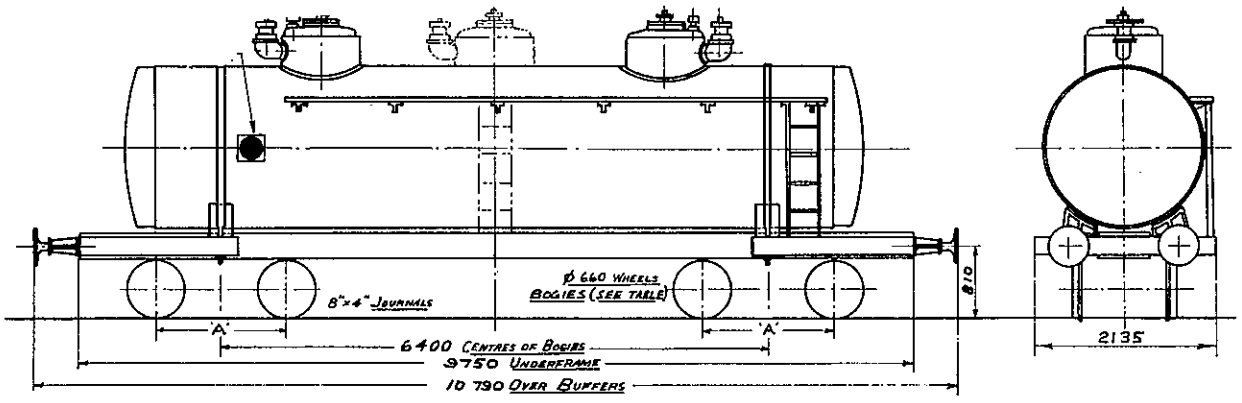

OTA (TANK) WAGONS (Serial Nos. 44381 to 44383)

Description: Eight-wheeled Rail Tank Wagon for conveyance of liquid fuels and oils, Steel Construction, Plain Bearings, suitable for Express Freight and Goods trains.

Carrying capacity	22 730 litres
Average tare	14.8 tonnes
Gross mass	36.6 tonnes
Unit length	2.1
Drawgear class	D3
Diagram No.	171B

Remarks: Owned by Caltex Oil (Aust.) P/L. Equipped with steam tubes for heavy black oils.

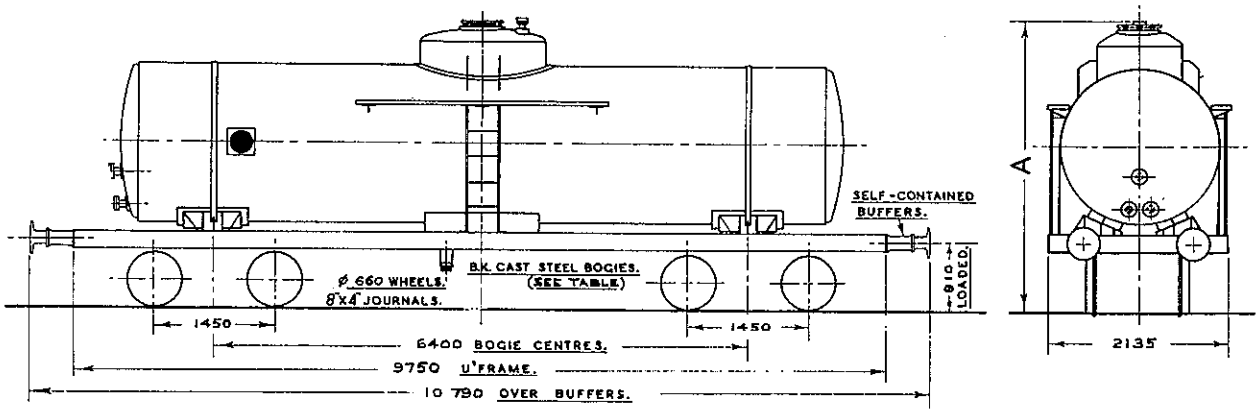

OTAO (TANK) WAGONS

Description: Eight-wheeled Rail Tank Wagon for conveyance of liquid fuels and oils, Aluminium Construction, Roller Bearings, suitable for Express Freight and Goods trains.

Carrying capacity	63 700 litres
Average tare	16.1 and 17 tonnes
Gross mass	63.0 tonnes
Unit length	3.3
Drawgear class	D1
Diagram No.	350

Remarks: Owned by Caltex Oil (Aust) P/L. Fully loaded wagon allowed to run only on A and S class lines.

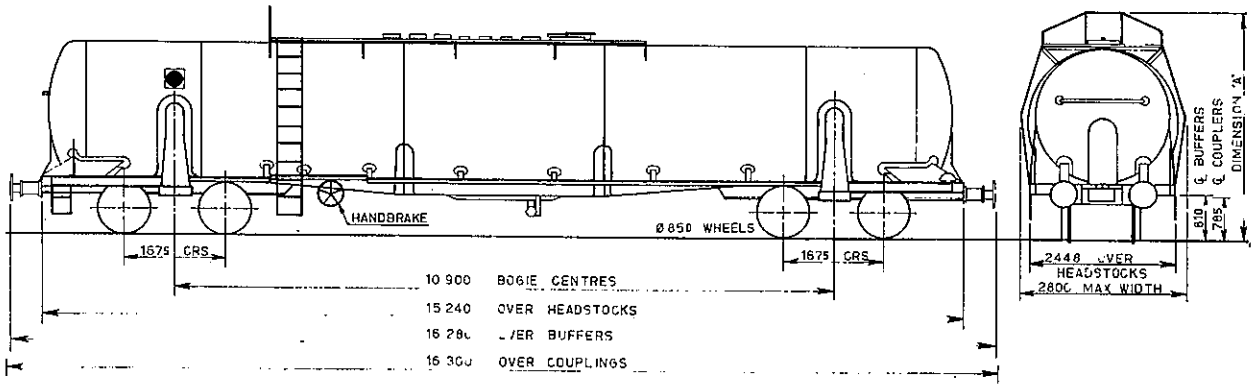

OTAT (TANK) WAGONS (Serial Nos. 44412 to 44415)

Description: Eight-wheeled Rail Tank Wagon for conveyance of liquid fuels and oils, Steel Construction, Roller Bearings, suitable for Express Freight and Goods trains.

Carrying capacity	24 300 — 25 100 litres
Average tare	15.3–16.8 tonnes
Gross mass	38.6 tonnes
Unit length	2.3
Drawgear class	D1
Diagram No.	345

Remarks: Owned by Caltex Oil (Aust) P/L. Tank and underframe ex W.A.G.R.

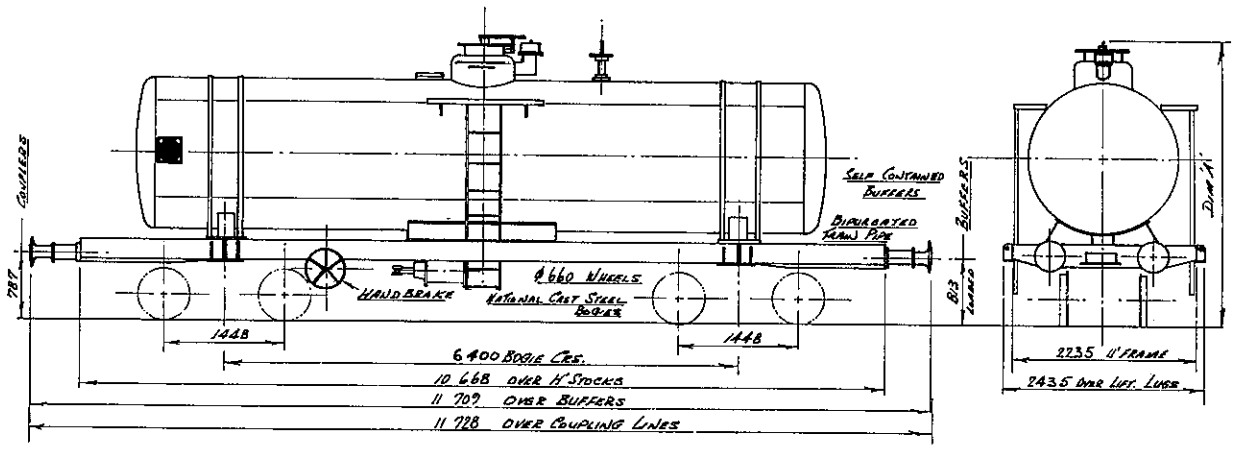

OTE (TANK) WAGONS

Description: Eight-wheeled Rail Tank Wagon for conveyance of liquid fuels and oils, Steel Construction, Roller Bearings, suitable for Express Freight and Goods trains.

Carrying capacity	28 370 —	29 540 litres
Average tare		16.1 tonnes
Gross mass		40.6 tonnes
Unit length		2.5
Drawgear class		D2
Diagram No.		171C

Remarks: Owned by Caltex Oil (Aust) P/L. OTE 55 and 56 have two compartments.

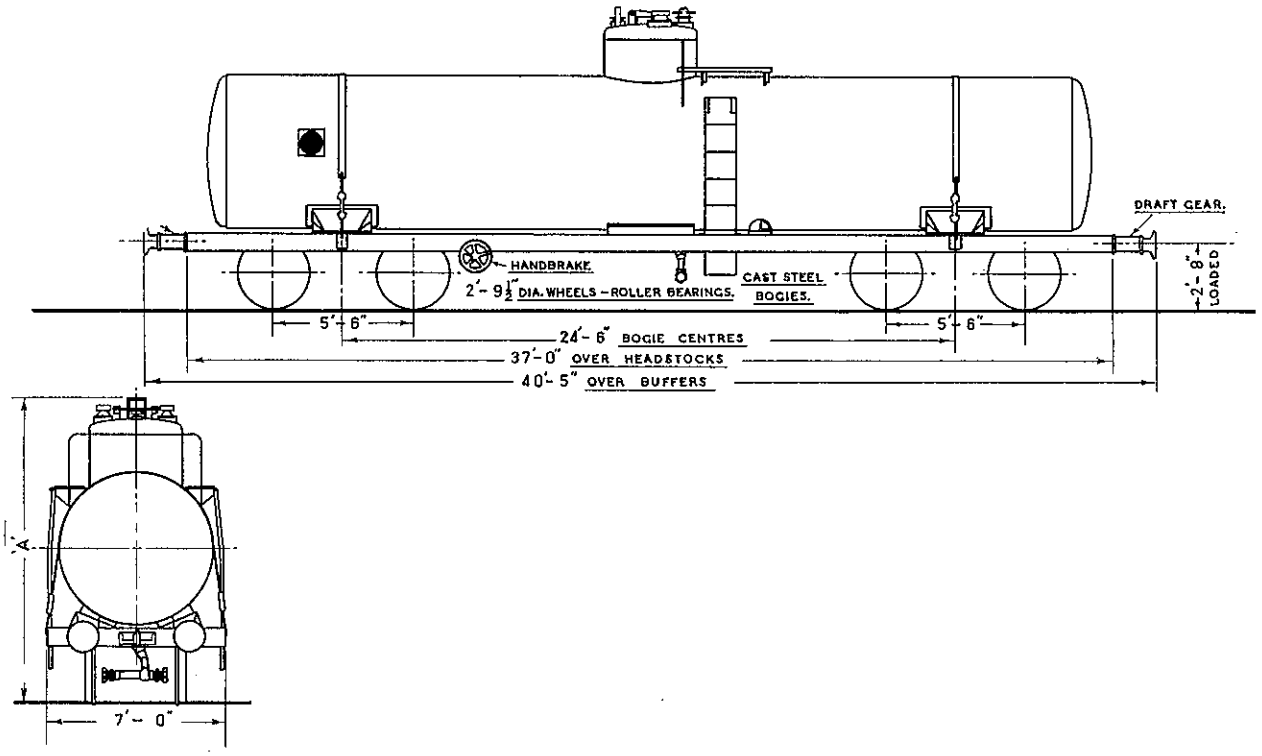

OTO (TANK) WAGONS (Serial Nos. 44405 to 44407)

Description: Eight-wheeled Rail Tank Wagon for conveyance of liquid fuels and oils, Steel Construction, Roller Bearings, suitable for Express Freight and Goods trains.

Carrying capacity	50 230 litres motor spirit, 48 190 litres distillate
Average tare	23.1–24.6 tonnes
Gross mass	63.0 tonnes
Unit length	3.3
Drawgear class	D1
Diagram No.	311 sht 1

Remarks: Owned by Caltex Oil (Aust.) P/L. OTO 65 has 2 compartments. Loaded wagons allowed to run only on A and S class lines.

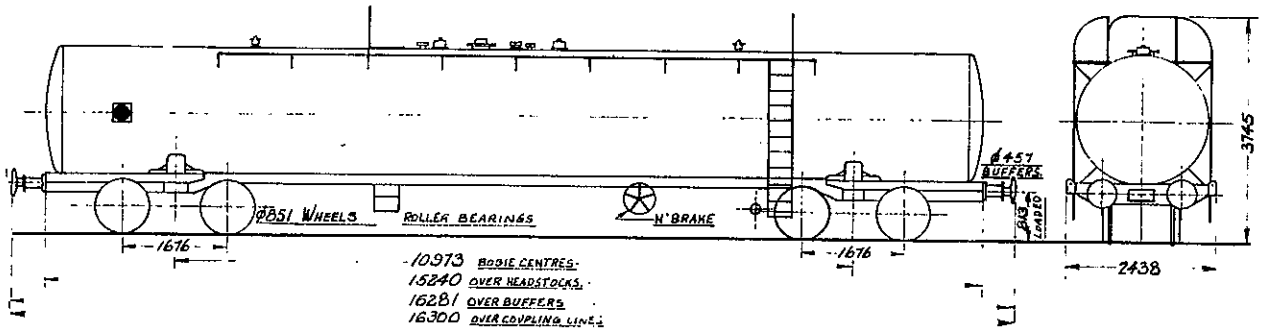

OTO (TANK) WAGONS (Serial No. 44408)

Description: Eight-wheeled Rail Tank Wagon for conveyance of liquid fuels and oils, Steel Construction, Roller Bearings, suitable for Express Freight and Goods trains.

Carrying capacity	49 550 litres
Average tare	23.4 tonnes
Gross mass	63.0 tonnes
Unit length	3.3
Drawgear class	D1
Diagram No.	311 sht 2

Remarks: Owned by Caltex Oil (Aust.) P/L. 2 compartments. Loaded wagon allowed to run only on A and S class lines.

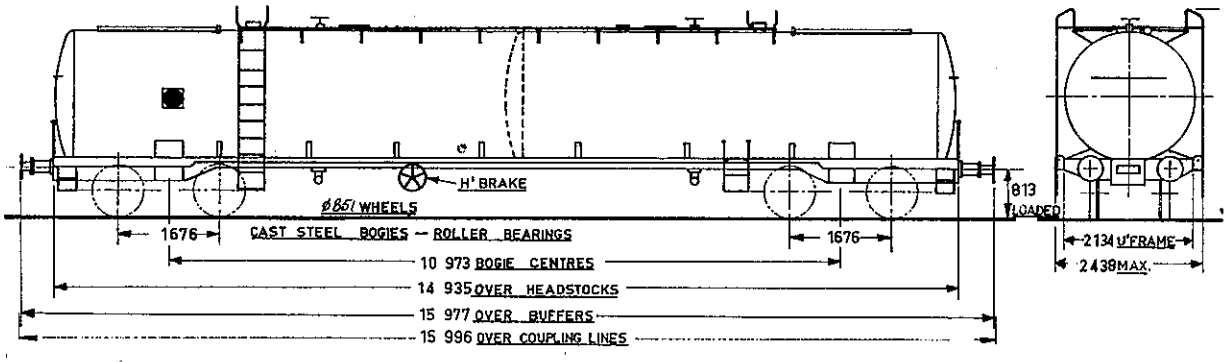

OTO (TANK) WAGONS (Serial Nos. 44409 to 44411)

Description: Eight-wheeled Rail Tank Wagon for conveyance of liquid fuels and oils, Steel Construction, Roller Bearings, suitable for Express Freight and Goods trains.

Carrying capacity	50 695 litres
Average tare	23.0 tonnes
Gross mass	63.0 tonnes
Unit length	3.3
Drawgear class	D1
Diagram No.	311 sht 3

Remarks: Owned by Caltex Oil (Aust) P/L. 2 compartments. Loaded wagon allowed to run only on A and s class lines.

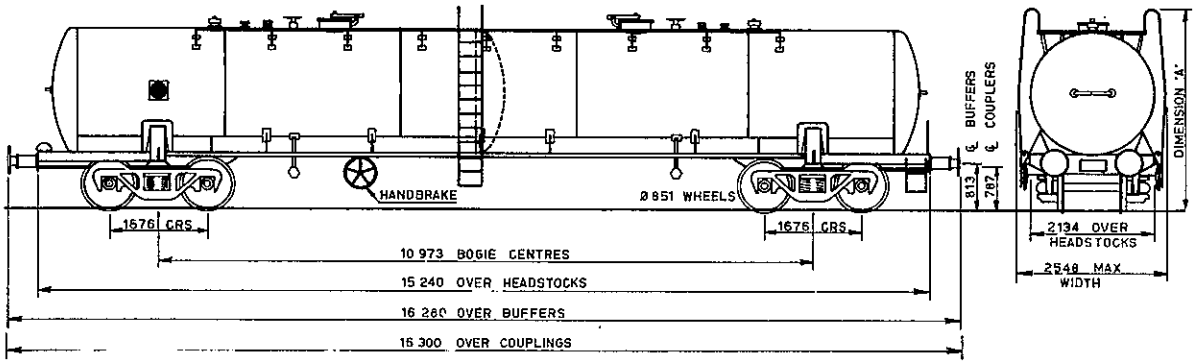

OTY (TANK) WAGONS

Description: Eight-wheeled Rail Tank Wagon for conveyance of liquid fuels and oils, Steel Construction, Roller Bearings, suitable for Express Freight and Goods trains.

Carrying capacity	38 640 litres
Average tare	18.0–19.8 tonnes
Gross mass	48.7 tonnes
Unit length	2.9
Drawgear class	D2
Diagram No.	171A

Remarks: Owned by Caltex Oil (Aust) P/L. OTY 48 and 49 have 1 compartment, the other wagons have 2.

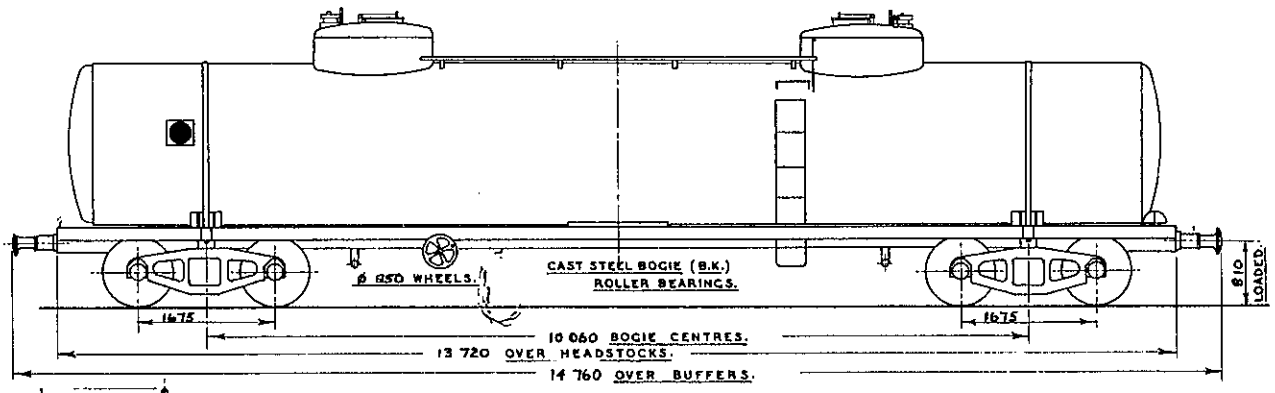

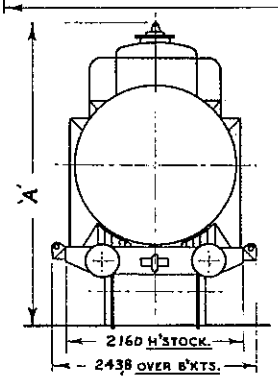

OV/OVA (TANK) WAGONS (Serial Nos. between 44467 to 44516)

Description: Eight-wheeled Rail Tank Wagon for conveyance of liquid fuels and oils, Steel Construction, Plain Bearings, OV suitable for Goods trains only, OVA suitable for Express Freight and Goods trains.

Carrying capacity	22 750 litres
Average tare	14.7–17.2 tonnes
Gross mass	32.5 tonnes
Unit length	2.1
Drawgear class	D3
Diagram No.	172 shts 1 & 2

Remarks: Some wagons are equipped with cast steel bogies and are suitable for express freight trains. Owned by Mobil Oil Australia Ltd. OV with cast steel bogies being reclassified OVA.

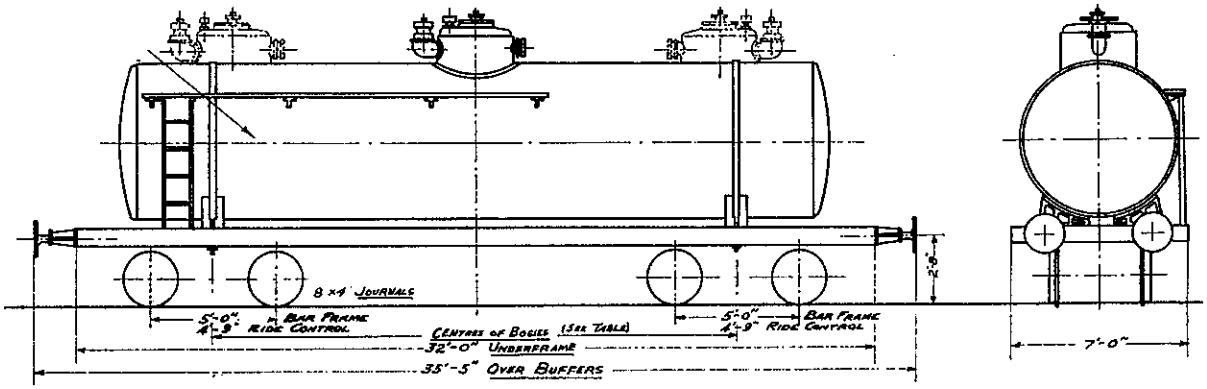

OV/OVA (TANK) WAGONS (Serial Nos. 44530 & 44531 to 44533 to 44535)

Description: Eight-wheeled Rail Tank Wagon for conveyance of liquid fuels and oils, Steel Construction, Plain Bearings, suitable for Express Freight and Goods trains.

Carrying capacity	22 730 litres
Average tare	14.0–15.1 tonnes
Gross mass	32.5 tonnes
Unit length	2.1 (except Nos. 77 and 78 which are 2.2)
Drawgear class	D3
Diagram No.	172 sht 3

Remarks: Owned by Mobil Oil Australia Ltd. OV 44530 to 44535 are red circle wagons and are all progressively being reclassified OVA.

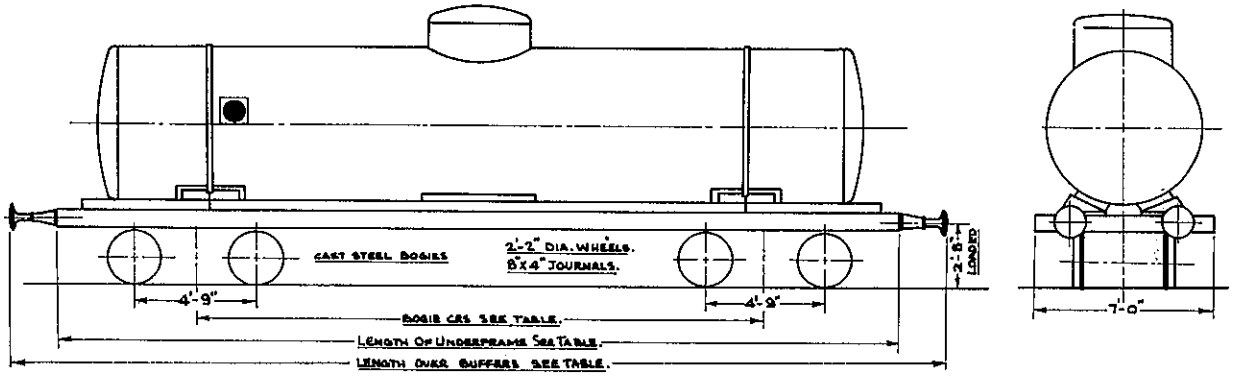

OVAO (TANK) WAGONS (Serial Nos. 44541 to 44552)

Description: Eight-wheeled Rail Tank Wagon for conveyance of liquid fuels and oils, Aluminium Construction, Roller Bearings, suitable for Express Freight and Goods trains.

Carrying capacity	59 100 litres
Average tare	15.5 tonnes
Gross mass	63.0 tonnes
Unit length	3.2
Drawgear class	D1
Diagram No.	288 sht 1

Remarks: Fully loaded wagon allowed to run only on A and S class lines. Owned by Mobil Oil Australia Ltd.

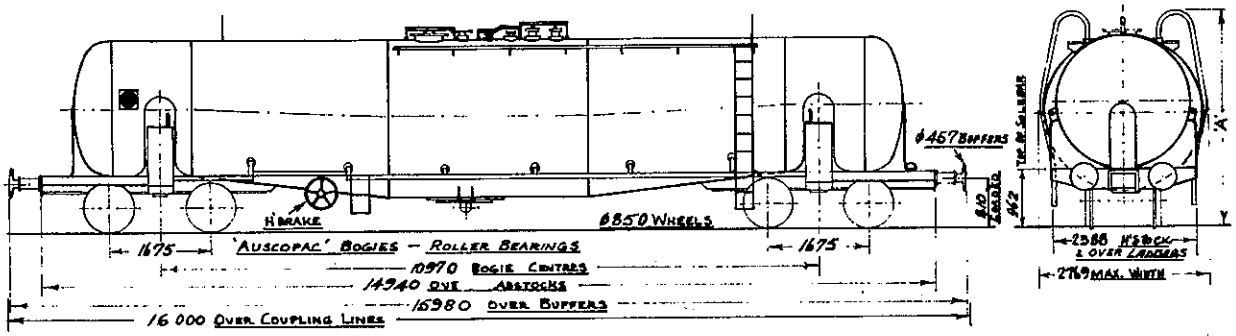

OVAO (TANK) WAGONS (Serial Nos. 44553 to 44563)

Description: Eight-wheeled Rail Tank Wagon for conveyance of liquid fuels and oils, Aluminium Construction, Roller Bearings, suitable for Express Freight and Goods trains.

Carrying capacity		(See Remarks)
Average tare	.....Nos. 97 to 99 - 17.0 tonnes, Nos. 100 to 103 -	16.0 tonnes
Gross mass		63.0 tonnes
Unit length	.....Nos. 97 to 99 - 3.3, Nos. 100 to 103 -	3.2
Drawgear class		D1
Diagram No.		288 shts 2 & 3

Remarks: Fully loaded wagon allowed to run only on A and S class lines. Owned by Mobil Oil Australia Ltd. Carrying capacity for Nos. 44552 to 44555 – 55 800 litres motor spirit, 48 750 litres distillate. Carrying capacity for Nos. 44556 to 44559 – 62 600 litres motor spirit, 56 760 litres distillate.

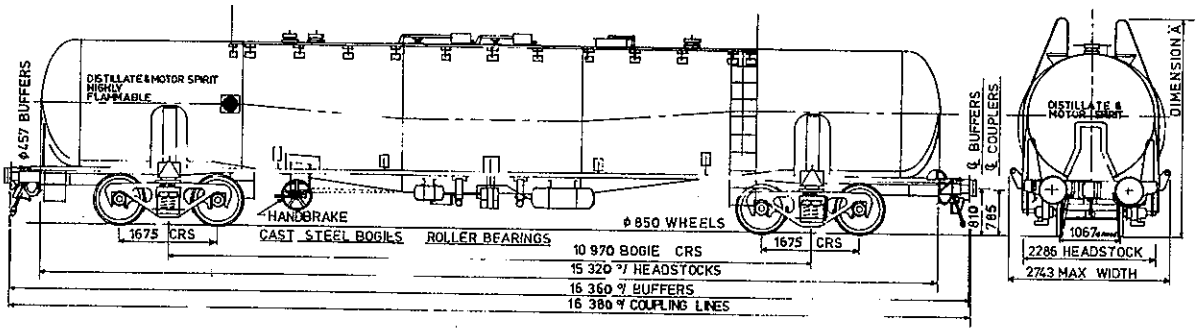

OVE (TANK) WAGONS

Description: Eight-wheeled Rail Tank Wagon for conveyance of liquid fuels and oils, Steel Construction, Plain Bearings, suitable for Express Freight and Goods trains.

Carrying capacity	29 550 litres
Average tare	16.3 tonnes
Gross mass	40.6 tonnes
Unit length	2.5
Drawgear class	D3
Diagram No.	172A

Remarks: Owned by Mobil Oil Australia Ltd.

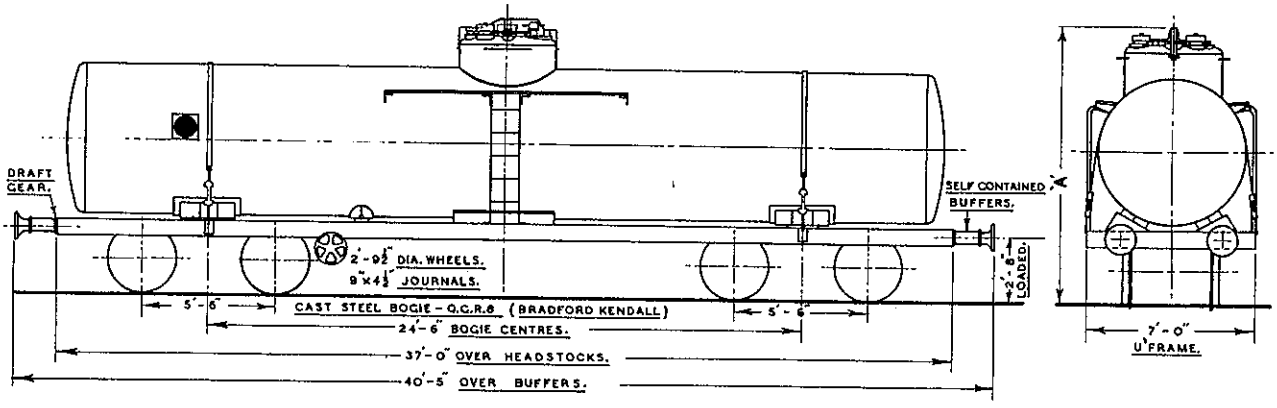

OVO (TANK) WAGONS

Description: Eight-wheeled Rail Tank Wagon for conveyance of liquid fuels and oils, Steel Construction, Roller Bearings, suitable for Express Freight and Goods trains.

Carrying capacity	45 460 litres
Average tare	24.2 tonnes
Gross mass	57.5 tonnes
Unit length	2.9
Drawgear class	D1
Diagram No.	280

Remarks: Owned by Mobil Oil Australia Ltd. Fully loaded wagon allowed to run only on A and S class lines.

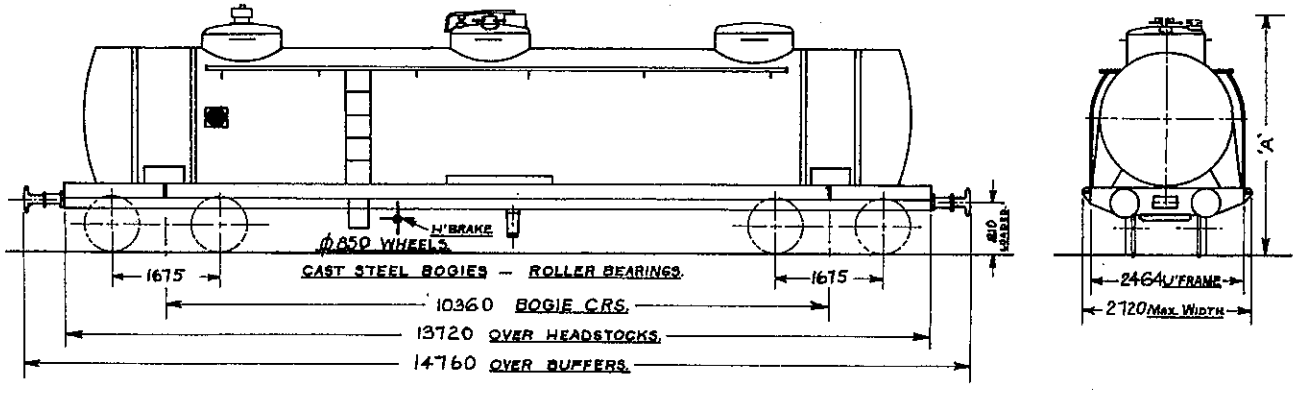

OVY (TANK) WAGONS

Description: Eight-wheeled Rail Tank Wagon for conveyance of liquid fuels and oils, Steel Construction, Roller Bearings, suitable for Express Freight and Goods trains.

Carrying capacity	40 460 litres
Average tare	18.8 tonnes
Gross mass	48.7 tonnes
Unit length	2.9
Drawgear class	D2
Diagram No.	172B

Remarks: Owned by Mobil Oil Australia Ltd.

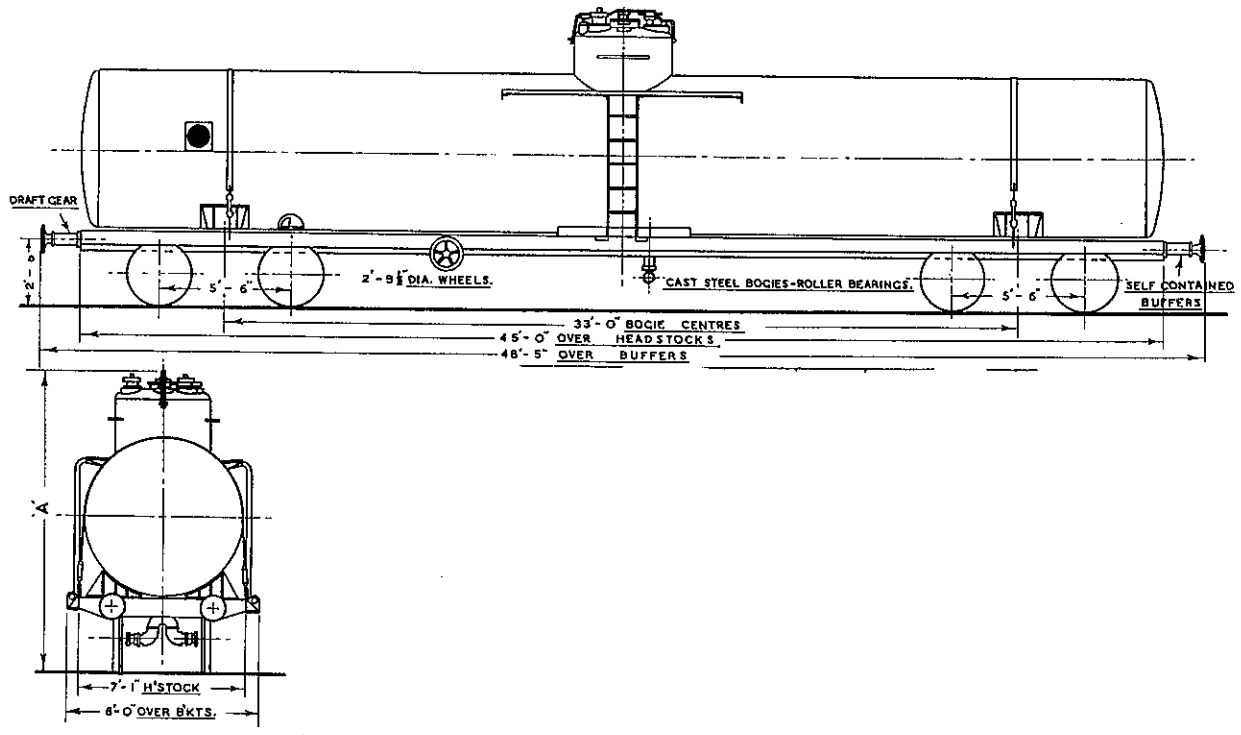

MOLASSES WAGONS — REPLACEMENT OF WOODEN UNDERFRAMES WITH STEEL UNDERFRAMES

A number of "PTM" wagons have recently entered service. These wagons consist of a bulk molasses tank mounted on a steel "HJS" or "HJCF" wagons underframe. The molasses tanks were previously attached to wooden underframe wagons of the "HM" and "SJ" classification.

These wagons will vary in tare mass because of the large variations in dimensions of the builk tanks and in the type of bogies fitted, e.g., bar frame (plain bearings), QR.4 cast steel (plain or package bearings), or QR.20A cast steel (roller bearings).

The wagons will retain the running numbers of the "HJS" wagons from which they were converted.

Basic features of the "PTM" wagon for traffic purposes are as follows:—

Nominal tare mass	14.8 tonnes (large tank) 12.8 tonne (small tanks)
Gross mass (maximum)	36 tonne
Length over headstock	9 750 mm
Length over buffers	10 790 mm
Length unit	2.1
Drawgear classification	D3
Wagon diagram number	419

The red circle classification, i.e. suitable for express freight, will only apply to "PTM" wagons with cast steel friction snubbed bogies.

Wagon Diagram No. 419 will be issued as soon as possible for insertion in all books of wagon diagrams.

Section 5.0

CW CLASS — CAMP WAGONS

Serial Number	Date in Service as "CW"	Number of Berths	Gross Mass	Unit Length	Gas Cylinder	Water Tank	Stove	Lights	Shower
CW 6	5-50 M 12-70 M	4	20.3		✓ (2)		Gas	✓	
CW 17X	9-61	6	20.3	3.0			Wood		
CW 19	1-62	6	20.3	3.0	✓ (2)	✓	Gas	✓	✓
CW 21	1-62	6	20.3	3.0	✓ (2)		Gas		
CW 49	3-63 M 1973	2		2.0	✓ (2)		Gas	✓ (4)	
CW 57	5-63	4		2.0		✓	Wood		
CW 59	9-63	6	20.3	3.0		✓	Wood		
CW 63	7-63	6	20.3	3.0		✓	Gas		
CW 67	12-64	2	20.3	2.4			Gas	✓	✓
CW 70	2-65	2	20.3	2.4	✓ (2)		Gas	✓ (3)	
CW 73	3-65	2	20.3	2.4	✓ (2)		Gas	✓ (4)	
CW 75	11-65	2			✓ (2)		Gas	✓ (2)	
CW 82	7-65	2	20.3	2.4	✓ (2)		Gas	✓ (4)	
CW 86	7-66 R 1973	2	32.5	3.2 SLEEPING ONLY	✓ (2)		Gas	✓ (4)	✓
CW 88	10-66	2	20.3	3.0	✓ (2)		Gas	✓ (4)	✓
CW 93	3-67	6	32.5	3.2	✓ (2)		Gas		✓
CW 94	2-67	6	32.5	3.2	✓ (2)		Gas		✓
CW 99	10-67	6	32.5	3.4	✓ (2)	✓	Gas		
CW 100	12-69	2		2.2	✓ (2)	✓ (3)	Gas	✓	
CW 106	12-69	4	32.5	2.2	✓ (2)	✓ (3)	Gas	✓ (3)	
CW 107	2-70	2		2.2	✓ (2)	✓ (3)	Gas	✓ (3)	
CW 108	2-70	2		2.2	✓ (2)	✓ (3)	Gas	✓ (3)	
CW 109	2-70	4	32.5	2.2	✓ (2)	✓ (3)	Gas	✓ (3)	
CW 110	2-70	4	32.5	2.2	✓ (2)	✓ (3)	Gas	✓ (3)	
CW 111	4-70	2		2.2	✓ (2)	✓ (3)	Gas	✓ (3)	
CW 112	4-70	4	32.5	2.2	✓ (2)	✓ (3)	Gas	✓ (3)	
CW 113	4-70	4	32.5	2.2	✓ (2)	✓ (3)	Gas	✓ (3)	
CW 114	5-68	6	32.5	3.2	✓ (1)	✓ (2)	Gas	✓ (3)	✓
CW 115	6-68	2		2.2	✓ (2)	✓ (3)	Gas	✓ (3)	
CW 117	6-68	2		2.2	✓ (2)	✓ (3)	Gas	✓ (3)	
CW 118	6-68	2		2.2	✓ (2)	✓ (3)	Gas	✓ (3)	
CW 119	8-68	2		2.2	✓ (2)	✓ (3)	Gas	✓ (3)	
CW 120	8-68	2		2.2	✓ (2)	✓ (3)	Gas	✓ (3)	
CW 121	8-68	2		2.2	✓ (2)	✓ (3)	Gas	✓ (3)	
CW 122	8-68	2		2.2	✓ (2)	✓ (3)	Gas	✓ (3)	
CW 123	9-68	2		2.2	✓ (2)	✓ (3)	Gas	✓ (3)	
CW 127	4-69	6	32.5	3.3	✓ (2)	✓ (2)	Gas	✓ (4)	
CW 128	7-69	3			✓ (2)	✓ (2)	Gas	✓ (3)	
CW 130	9-68	2		2.2	✓ (2)	✓ (2)	Gas	✓ (3)	
CW 131	12-68	2		2.2	✓ (2)	✓ (2)	Gas	✓ (3)	
CW 132	5-69	2		2.2	✓ (2)	✓ (2)	Gas	✓ (3)	
CW 133	7-68	2		2.2	✓ (2)	✓ (2)	Gas	✓ (3)	
CW 134	11-68	4		2.2	✓ (2)	✓ (3)	Gas	✓ (3)	
CW 135	11-68	4		2.2	✓ (2)	✓ (3)	Gas	✓ (3)	
CW 137	7-70	2		2.2	✓ (2)	✓ (2)	Gas	✓ (3)	
CW 138	12-71	2		2.2	✓ (2)	✓ (2)	Gas	✓ (3)	
CW 139	8-71	2		2.2	✓ (2)	✓ (2)	Gas	✓ (3)	
CW 141	10-69	2		2.2	✓ (2)	✓ (2)	Gas	✓ (3)	
CW 142	12-69	2		2.2	✓ (2)	✓ (2)	Gas	✓	
CW 143	2-70	2		2.2	✓ (2)	✓ (2)	Gas	✓	
CW 144	6-70	2		2.2	✓ (2)	✓ (2)	Gas	✓	
CW 145	8-70	2		2.2	✓ (2)	✓ (2)	Gas	✓	
CW 146	4-69	2		2.2	✓ (2)	✓ (3)	Gas	✓ (3)	
CW 147	4-69	2		2.2	✓ (2)	✓ (3)	Gas	✓ (3)	
CW 148	4-69	2		2.2	✓ (2)	✓ (3)	Gas	✓ (3)	
CW 149	4-69	2		2.2	✓ (2)	✓ (3)	Gas	✓ (3)	

M — Modernised
X — Not fitted with refrigerator

'CW' CLASS — CAMP WAGONS — continued

Serial Number	Date in Service as "CW"	Number of Berths	Gross Mass	Unit Length	Gas Cylinder	Water Tank	Stove	Lights	Shower
CW 150	6-69	2		2.2	✓ (2)	✓ (3)	Gas	✓ (3)	
CW 151	6-69	2		2.2	✓ (2)	✓ (3)	Gas	✓ (3)	
CW 152	6-69	2		2.2	✓ (2)	✓ (3)	Gas	✓ (3)	
CW 153	6-69	2		2.2	✓ (3)	✓ (3)	Gas	✓ (3)	
CW 154	9-69	2		2.2	✓ (2)	✓ (3)	Gas	✓ (3)	
CW 155	9-69	2		2.2	✓ (2)	✓ (3)	Gas	✓ (3)	
CW 156	9-69	2		2.2	✓ (2)	✓ (3)	Gas	✓ (3)	
CW 157	9-69	2		2.2	✓ (2)	✓ (3)	Gas	✓ (3)	
CW 158	6-69	4			✓ (2)	✓ (3)	Gas	✓	
CW 159	6-69	4			✓ (2)	✓ (3)	Gas	✓ (3)	
CW 160	4-70	4		2.2	✓ (2)	✓ (3)	Gas	✓ (3)	
CW 162	5-70	4		2.2	✓ (2)	✓ (2)	Gas	✓ (3)	
CW 163	11-70	2		2.2	✓ (2)	✓ (3)	Gas	✓ (3)	
CW 164	11-70	2		2.2	✓ (2)	✓ (3)	Gas	✓ (3)	
CW 165	11-70	2		2.2	✓ (2)	✓ (3)	Gas	✓ (3)	
CW 166	11-70	2		2.2	✓ (2)	✓ (3)	Gas	✓ (3)	
CW 167	8-71	2	32.5	2.2	✓ (2)	✓ (3)	Gas	✓ (3)	✓
CW 168	9-71	2		2.2	✓ (2)	✓ (3)	Gas	✓ (3)	
CW 169	2-72	2	32.5	2.2	✓ (2)	✓ (3)	Gas	✓ (3)	✓
CW 170	6-71	4	32.5	2.2	✓ (2)	✓ (3)	Gas	✓ (3)	
CW 171	2-72	2	32.5	2.2	✓ (2)	✓ (3)	Gas	✓ (3)	✓
CW 172	2-72	2	32.5	2.2	✓ (2)	✓ (3)	Gas	✓ (3)	✓
CW 173	6-71	6	32.5	3.4	✓ (2)	✓	Gas	✓	
CW 174	9-71	6	32.5	3.4	✓ (2)	✓	Gas	✓	
CW 175	11-70	4			✓ (2)		Gas	✓ (4)	
CW 176	11-70	4			✓ (2)		Gas	✓ (3)	
CW 177	11-70	4	32.5	2.2	✓ (2)	✓ (3)	Gas	✓ (3)	
CW 178	11-70	4	32.5	2.2	✓ (2)	✓ (3)	Gas	✓ (3)	
CW 179	3-71	4		2.2	✓ (2)	✓ (3)	Gas	✓ (3)	
CW 180	2-72	2	32.5	2.2	✓ (2)	✓ (3)	Gas	✓ (3)	✓
CW 181	3-72	2	32.5	2.2	✓ (2)	✓ (3)	Gas	✓ (3)	✓
CW 182	3-72	2	32.5	2.2	✓ (2)	✓ (3)	Gas	✓ (3)	✓
CW 183	3-72	2	32.5	2.2	✓ (2)	✓ (3)	Gas	✓ (3)	✓
CW 184	3-72	2	32.5	2.2	✓ (2)	✓ (3)	Gas	✓ (3)	✓
CW 185	10-71	4			✓ (2)		Gas	✓ (3)	
CW 186	11-71	4			✓ (2)		Gas	✓ (3)	
CW 187	3-72	2			✓ (2)	✓ (2)	Gas	✓ (3)	
CW 188	3-72	2			✓ (2)	✓ (2)	Gas	✓ (3)	
CW 189	9-72	6			✓ (2)	✓	Gas	✓ (6)	✓
CW 190	6-72	3	20.3	2.2	✓ (2)	✓ (3)	Gas	✓ (3)	
CW 191	6-72	3	20.3	2.2	✓ (2)	✓ (3)	Gas	✓ (3)	
CW 192	6-72	3	20.3	2.2	✓ (2)	✓ (3)	Gas	✓ (3)	
CW 193	6-72	3	20.3	2.2	✓ (2)	✓ (3)	Gas	✓ (3)	
CW 194	8-72	3	20.3	2.2	✓ (2)	✓ (3)	Gas	✓ (3)	✓
CW 195	8-72	3	20.3	2.2	✓ (2)	✓ (3)	Gas	✓ (3)	✓
CW 197	8-72	3	20.3	2.2	✓ (2)	✓ (3)	Gas	✓ (3)	✓
CW 198	7-72	6			✓ (2)	✓ (4)	Gas	✓ (4)	✓
CW 199	12-72	6			✓ (2)	✓ (6)	Gas	✓ (4)	✓
CW 200	2-73	4		2.2		✓ (3)	Gas	✓ (3)	
CW 201	12-72	4		2.2	✓ (2)	✓ (3)	Gas		
CW 202	11-72	4	20.3	2.2	✓ (2)	✓ (3)	Gas	✓ (4)	✓
CW 203	11-72	3	20.3	2.2	✓ (2)	✓ (3)	Gas	✓ (4)	✓
CW 205	11-72	2	20.3	2.2	✓ (2)	✓ (3)	Gas	✓ (4)	✓
CW 206	3-73	3	20.0	2.2	✓ (2)	✓ (3)	Gas	✓ (4)	✓
CW 207	3-73	3	20.3	2.2	✓ (2)	✓ (3)	Gas	✓ (4)	✓
CW 208	3-73	3	20.3	2.2	✓ (2)	✓ (3)	Gas	✓ (4)	✓
CW 209	3-73	3	20.3	2.2	✓ (2)	✓ (3)	Gas	✓ (4)	✓
CW 210	5-73	4	20.3	2.2	✓ (2)	✓ (3)	Gas	✓ (4)	✓
CW 211	5-73	4	20.3	2.2	✓ (2)	✓ (3)	Gas	✓ (4)	✓
CW 212	5-73	4	20.3	2.2	✓ (2)	✓ (3)	Gas	✓ (4)	✓
CW 213	5-73	4	20.3	2.2	✓ (2)	✓ (3)	Gas	✓ (4)	✓
CW 214	8-73	3	20.3	2.2	✓ (2)	✓ (3)	Gas	✓ (4)	✓
CW 215	8-73	3	20.3	2.2	✓ (2)	✓ (3)	Gas	✓ (4)	✓
CW 216	8-73	3	20.3	2.2	✓ (2)	✓ (3)	Gas	✓ (4)	✓
CW 217	8-73	3	20.3	2.2	✓ (2)	✓ (3)	Gas	✓ (4)	✓
CW 218	3-73				✓ (2)		Gas	✓ (4)	
CW 220	7-73				✓ (2)		Gas	✓ (4)	

'CW' CLASS — CAMP WAGONS — continued

Serial Number	Date in Service as "CW"	Number of Berths	Gross Mass	Unit Length	Gas Cylinder	Water Tank	Stove	Lights	Shower
CW 221	8-73	2			✓ (2)		Gas	✓ (4)	
CW 223	9-73	4			✓ (2)	✓ (3)	Gas	✓ (3)	✓
CW 225	10-73	3	20.3	2.2	✓ (2)	✓ (3)	Gas	✓ (4)	✓
CW 226	10-73	4	20.3	2.2	✓ (2)	✓ (3)	Gas	✓ (4)	✓
CW 227	10-73	4	20.3	2.2	✓ (2)	✓ (3)	Gas	✓ (4)	✓
CW 228	11-73	3	20.3	2.2	✓ (2)	✓ (3)	Gas	✓ (4)	✓
CW 229	12-73	2	20.3	2.2	✓ (2)	✓ (3)	Gas	✓ (4)	✓
CW 232	5-74	3	20.3	2.2	✓ (2)	✓ (3)	Gas	✓ (4)	✓
CW 233	5-74	3	20.3	2.2	✓ (2)	✓ (3)	Gas	✓ (4)	✓
CW 234	5-74	3	20.3	2.2	✓ (2)	✓ (3)	Gas	✓ (4)	✓
CW 235	4-74	3	20.3	2.2	✓ (2)	✓ (3)	Gas	✓ (4)	✓
CW 237	9-74	3	20.3	2.2	✓ (2)	✓ (3)	Gas	✓ (4)	✓
CW 238	9-74	3	20.3	2.2	✓ (2)	✓ (3)	Gas	✓ (4)	✓
CW 239	9-74	3	20.3	2.2	✓ (2)	✓ (3)	Gas	✓ (4)	✓
CW 240	4-75	2	20.3	2.2	✓ (2)	✓ (3)	Gas	✓ (4)	✓
CW 241	4-75	2	20.3	2.2	✓ (2)	✓ (3)	Gas	✓ (4)	✓
CW 242	4-75	2	20.3	2.2	✓ (2)	✓ (3)	Gas	✓ (4)	✓
CW 243	5-75	2	20.3	2.2	✓ (2)	✓ (3)	Gas	✓ (4)	✓
CW 244	11-73	3	20.3	2.2	✓ (2)	✓ (3)	Gas	✓ (4)	✓
CW 245	2-74	3	20.3	2.2	✓ (2)	✓ (3)	Gas	✓ (4)	✓
CW 246	2-74	3	20.3	2.2	✓ (2)	✓ (3)	Gas	✓ (4)	✓
CW 247	4-74	3	20.3	2.2	✓ (2)	✓ (3)	Gas	✓ (4)	✓
CW 248	7-74	3	20.3	2.2	✓ (2)		Gas	✓ (4)	
CW 249	10-74	3	20.3	2.2	✓ (2)	✓ (3)	Gas	✓ (4)	✓
CW 250	3-74	4	20.3	2.2	✓ (2)	✓ (3)	Gas	✓ (4)	✓
CW 251	3-74	4	20.0	2.2	✓ (2)	✓ (3)	Gas	✓ (4)	✓
CW 252	8-74	4	20.3	2.2	✓ (2)	✓ (3)	Gas	✓ (3)	✓
CW 253	8-74	4	20.3	2.2	✓ (2)	✓ (3)	Gas	✓ (3)	✓
CW 255	4-75	3	20.3	2.2	✓ (2)	✓ (3)	Gas	✓ (4)	✓
CW 256	6-75	3	20.3	2.2	✓ (2)	✓ (3)	Gas	✓ (4)	✓
CW 257	2-75	3	20.3	2.2	✓ (2)	✓ (3)	Gas	✓ (4)	✓
CW 258	5-75	3	20.3	2.2	✓ (2)	✓ (3)	Gas	✓ (4)	✓
CW 259	6-75	3	20.3	2.2	✓ (2)	✓ (3)	Gas	✓ (4)	✓
CW 261	12-74	4	20.3	2.2	✓ (2)	✓ (3)	Gas	✓ (3)	✓
CW 266	8-75	3	20.3	2.2	✓ (2)	✓ (3)	Gas	✓ (4)	✓
CW 267	8-75	4	20.3	2.2	✓ (2)	✓ (3)	Gas	✓ (4)	✓
CW 268	11-75	4	20.3	2.2	✓ (2)	✓ (3)	Gas	✓ (4)	✓
CW 269	11-75	4	20.3	2.2	✓ (2)	✓ (3)	Gas	✓ (4)	✓
CW 270	11-75	4	20.3	2.2	✓ (2)	✓ (3)	Gas	✓ (4)	✓
CW 271	11-75	3	20.3	2.2	✓ (2)	✓ (3)	Gas	✓ (4)	✓
CW 273	1-76	3	20.3	2.2	✓ (2)	✓ (3)	Gas	✓ (4)	✓
CW 274	1-76	3	20.3	2.2	✓ (2)	✓ (3)	Gas	✓ (4)	✓
CW 275	1-76	3	20.3	2.2	✓ (2)	✓ (3)	Gas	✓ (4)	✓
CW 276	8-75	3	20.3	2.2	✓ (2)	✓ (3)	Gas	✓ (4)	✓
CW 277	9-75	3	20.3	2.2	✓ (2)	✓ (3)	Gas	✓ (4)	✓
CW 279	10-75	3	20.3	2.2	✓ (2)	✓ (3)	Gas	✓ (4)	✓
CW 281	12-75	3	20.3	2.2	✓ (2)	✓ (3)	Gas	✓ (4)	✓
CW 283	7-75	3	20.3	2.2	✓ (2)	✓ (3)	Gas	✓ (4)	✓
CW 284	7-75	3	20.3	2.2	✓ (2)	✓ (3)	Gas	✓ (4)	✓
CW 286	10-75	3	20.3	2.2	✓ (2)	✓ (3)	Gas	✓ (2)	✓
CW 287	10-75	3	20.3	2.2	✓ (2)	✓ (3)	Gas	✓ (2)	✓
CW 290	5-76	4	20.3	2.2	✓ (2)	✓ (3)	Gas	✓ (4)	✓
CW 291	5-76	4	20.3	2.2	✓ (2)	✓ (3)	Gas	✓ (4)	✓
CW 292	7-76	4	20.3	2.2	✓ (2)	✓ (3)	Gas	✓ (4)	✓
CW 293	7-76	4	20.3	2.2	✓ (2)	✓ (3)	Gas	✓ (4)	✓
CW 294	7-76	3	20.3	2.2	✓ (2)	✓ (3)	Gas	✓ (4)	✓
CW 295	7-76	3	20.3	2.2	✓ (2)	✓ (3)	Gas	✓ (4)	✓
CW 296	11-75	3	20.3	2.2	✓ (2)	✓ (3)	Gas	✓ (4)	✓
CW 297	12-75	3	20.3	2.2	✓ (2)	✓ (3)	Gas	✓ (4)	✓
CW 298	3-76	3	20.3	2.2	✓ (2)	✓ (3)	Gas	✓ (4)	✓
CW 299	3-76	3	20.3	2.2	✓ (2)	✓ (3)	Gas	✓ (4)	✓
CW 300	4-76	3	20.3	2.2	✓ (2)	✓ (3)	Gas	✓ (4)	✓
CW 301	5-76	3	20.3	2.2	✓ (2)	✓ (3)	Gas	✓ (4)	✓
CW 302	12-75	3	20.3	2.2	✓ (2)	✓ (3)	Gas	✓ (4)	✓
CW 303	12-75	3	20.3	2.2	✓ (2)	✓ (3)	Gas	✓ (4)	✓
CW 304	12-75	3	20.3	2.2	✓ (2)	✓ (3)	Gas	✓ (4)	✓
CW 305	1-76	8	20.3	3.0	✓ (2)	✓ (4)	Gas	✓ (6)	✓

'CW' CLASS — CAMP WAGONS — continued

Serial Number	Date in Service as "CW"	Number of Berths	Gross Mass	Unit Length	Gas Cylinder	Water Tank	Stove	Lights	Shower
CW 306	8-76	8	20.3	3.4	✓ (2)	✓ (3)	Gas	✓ (6)	✓
CW 307	4-76	3	20.3	2.2	✓ (2)	✓ (3)	Gas	✓ (6)	✓
CW 308	4-76	3	20.3	2.2	✓ (2)	✓ (3)	Gas	✓ (6)	✓
CW 309	4-76	3	20.3	2.2	✓ (2)	✓ (3)	Gas	✓ (4)	✓
CW 311	9-76	3	20.3	2.2	✓ (2)	✓ (3)	Gas	✓ (4)	✓
CW 312	10-76	3	20.3	2.2	✓ (2)	✓ (3)	Gas	✓ (4)	✓
CW 313	10-76	3	20.3	2.2	✓ (2)	✓ (3)	Gas	✓ (4)	✓
CW 314	1-77	3	20.3	2.2	✓ (2)	✓ (3)	Gas	✓ (4)	✓
CW 315	12-76	3	20.3	2.2	✓ (2)	✓ (3)	Gas	✓ (4)	✓
CW 316	11-76	3	20.3	2.2	✓ (2)	✓ (3)	Gas	✓ (4)	✓
CW 317	11-76	3	20.3	2.2	✓ (2)	✓ (3)	Gas	✓ (4)	✓
CW 318	11-76	4	20.3	2.2	✓ (2)	✓ (3)	Gas	✓ (4)	✓
CW 319	11-76	4	20.3	2.2	✓ (2)	✓ (3)	Gas	✓ (4)	✓
CW 320	7-76	2	20.3	2.2	✓ (2)	✓ (3)	Gas	✓ (4)	✓
CW 322	7-76	2	20.3	2.2	✓ (2)	✓ (3)	Gas	✓ (4)	✓
CW 323	11-76	4	20.3	2.2	✓ (2)	✓ (3)	Gas	✓ (4)	✓
CW 324	11-76	4	20.3	2.2	✓ (2)	✓ (3)	Gas	✓ (4)	✓
CW 325	11-76	4	20.3	2.2	✓ (2)	✓ (3)	Gas	✓ (4)	✓
CW 326	3-77	3	20.3	2.2	✓ (2)	✓ (3)	Gas	✓ (4)	✓
CW 327	3-77	4	20.3	2.2	✓ (2)	✓ (3)	Gas	✓ (4)	✓
CW 328	3-77	4	20.3	2.2	✓ (2)	✓ (3)	Gas	✓ (4)	✓
CW 329	3-77	4	20.3	2.2	✓ (2)	✓ (3)	Gas	✓ (4)	✓
CW 331	7-77	2	20.3	2.2	✓ (2)	✓ (3)	Gas	✓ (4)	✓
CW 332	11-77	2	20.3	2.2	✓ (2)	✓ (3)	Gas	✓ (4)	✓
CW 333	11-77	2	20.3	2.2	✓ (2)	✓ (3)	Gas	✓ (4)	✓
CW 334	11-77	2	20.3	2.2	✓ (2)	✓ (3)	Gas	✓ (4)	✓
CW 335	11-77	2	20.3	2.2	✓ (2)	✓ (3)	Gas	✓ (4)	✓
CW 336	5-77	4	20.3	2.2	✓ (2)	✓ (3)	Gas	✓ (4)	✓
CW 337	5-77	4	20.3	2.2	✓ (2)	✓ (3)	Gas	✓ (4)	✓
CW 338	5-77	4	20.3	2.2	✓ (2)	✓ (3)	Gas	✓ (4)	✓
CW 339	5-77	4	20.3	2.2	✓ (2)	✓ (3)	Gas	✓ (4)	✓
CW 340	8-77	3	20.3	2.2	✓ (2)	✓ (4)	Gas	✓ (4)	✓
CW 341	8-77	3	20.3	2.2	✓ (2)	✓ (4)	Gas	✓ (4)	✓
CW 342	8-77	3	20.3	2.2	✓ (2)	✓ (4)	Gas	✓ (4)	✓
CW 344	11-77	4	20.3	2.2	✓ (2)	✓ (4)	Gas	✓ (4)	✓
CW 345	11-77	3	20.3	2.2	✓ (2)	✓ (4)	Gas	✓ (4)	✓
CW 346	11-77	3	20.3	2.2	✓ (2)	✓ (4)	Gas	✓ (4)	✓
CW 347	11-77	3	20.3	2.2	✓ (2)	✓ (4)	Gas	✓ (4)	✓
CW 349	6-77	4	20.3	2.2	✓ (2)	✓ (3)	Gas	✓ (4)	✓
CW 350	6-77	4	20.3	2.2	✓ (2)	✓ (3)	Gas	✓ (4)	✓
CW 351	3-78	4	20.3	2.2	✓ (2)	✓ (4)	Gas	✓ (4)	✓
CW 352	3-78	4	20.3	2.2	✓ (2)	✓ (4)	Gas	✓ (4)	✓
CW 353	4-78	3	20.3	2.2	✓ (2)	✓ (4)	Gas	✓ (4)	✓
CW 354	4-78	3	20.3	2.2	✓ (2)	✓ (3)	Gas	✓ (4)	✓
CW 355	7-78	3	20.3	2.2	✓ (2)	✓ (3)	Gas	✓ (4)	✓
CW 356	7-78	3	20.3	2.2	✓ (2)	✓ (3)	Gas	✓ (4)	✓
CW 357	7-78	2	20.3	2.2	✓ (2)	✓ (3)	Gas	✓ (4)	✓
CW 358	7-78	2	20.3	2.2	✓ (2)	✓ (3)	Gas	✓ (4)	✓
CW 359	4-78	3	20.3	2.2	✓ (2)	✓ (3)	Gas	✓ (4)	✓
CW 361	4-78	3	20.3	2.2	✓ (2)	✓ (3)	Gas	✓ (4)	✓
CW 362	9-77	4	20.3	2.2	✓ (2)	✓ (3)	Gas	✓ (4)	✓
CW 363	9-77	4	20.3	2.2	✓ (2)	✓ (3)	Gas	✓ (4)	✓
CW 364	9-77	4	20.3	2.2	✓ (2)	✓ (3)	Gas	✓ (4)	✓
CW 365	12-77	4	20.3	2.2	✓ (2)	✓ (3)	Gas	✓ (4)	✓
CW 366	12-77	4	20.3	2.2	✓ (2)	✓ (3)	Gas	✓ (4)	✓
CW 368	9-78	2	20.3	2.2	✓ (2)	✓ (3)	Gas	✓ (4)	✓
CW 369	10-78	2	20.3	2.2	✓ (2)	✓ (3)	Gas	✓ (4)	✓
CW 370	9-78	3	20.3	2.2	✓ (2)	✓ (3)	Gas	✓ (4)	✓
CW 371	3-79	3	20.3	2.2	✓ (2)	✓ (3)	Gas	✓ (4)	✓
CW 374	10-78	3	20.3	2.2	✓ (2)	✓ (3)	Gas	✓ (4)	✓
CW 375	10-78	3	20.3	2.2	✓ (2)	✓ (3)	Gas	✓ (4)	✓
CW 376	10-78	2	20.3	2.2	✓ (2)	✓ (3)	Gas	✓ (4)	✓
CW 377	10-78	2	20.3	2.2	✓ (2)	✓ (3)	Gas	✓ (4)	✓
CW 378	9-78	4	20.3	2.2	✓ (2)	✓ (3)	Gas	✓ (4)	✓
CW 379	9-78	4	20.3	2.2	✓ (2)	✓ (3)	Gas	✓ (4)	✓
CW 380	9-78	4	20.3	2.2	✓ (2)	✓ (3)	Gas	✓ (4)	✓
CW 381	2-79	2	20.3	2.2	✓ (2)	✓ (3)	Gas	✓ (4)	✓

'CW' CLASS — CAMP WAGONS — continued

Serial Number	Date in Service as "CW"	Number of Berths	Gross Mass	Unit Length	Gas Cylinder	Water Tank	Stove	Lights	Shower
CW 382	2-79	2	20.3	2.2	✓ (2)	✓ (3)	Gas	✓ (4)	✓
CW 383	5-79	3	20.3	2.2	✓ (2)	✓ (3)	Gas	✓ (4)	✓
CW 384	5-79	3	20.3	2.2	✓ (2)	✓ (3)	Gas	✓ (4)	✓
CW 385	5-79	3	20.3	2.2	✓ (2)	✓ (3)	Gas	✓ (4)	✓
CW 386	5-79	3	20.3	2.2	✓ (2)	✓ (3)	Gas	✓ (4)	✓
CW 388	10-79	3	20.3	2.2	✓ (2)	✓ (3)	Gas	✓ (4)	✓
CW 389	10-79	3	20.3	2.2	✓ (2)	✓ (3)	Gas	✓ (4)	✓
CW 392	6-79	4	20.3	2.2	✓ (2)	✓ (3)	Gas	✓ (4)	✓
CW 393	6-79	4	20.3	2.2	✓ (2)	✓ (3)	Gas	✓ (4)	✓
CW 395	7-79	2	20.3	2.2	✓ (2)	✓ (3)	Gas	✓ (4)	✓
CW 396	7-79	2	20.3	2.2	✓ (2)	✓ (3)	Gas	✓ (4)	✓
CW 397	7-79	2	20.3	2.2	✓ (2)	✓ (3)	Gas	✓ (4)	✓
CW 398	7-79	2	20.3	2.2	✓ (2)	✓ (3)	Gas	✓ (4)	✓
CW 399	2-80	4	20.3	2.2	✓ (2)	✓ (3)	Gas	✓ (4)	✓
CW 400	2-80	4	20.3	2.2	✓ (2)	✓ (3)	Gas	✓ (4)	✓
CW 401	8-80	4	20.3	2.2	✓ (2)	✓ (3)	Gas	✓ (4)	✓
CW 402	11-79	3	20.3	2.2	✓ (2)	✓ (3)	Gas	✓ (4)	✓
CW 403	11-79	3	20.3	2.2	✓ (2)	✓ (3)	Gas	✓ (4)	✓
CW 404	11-79	3	20.3	2.2	✓ (2)	✓ (3)	Gas	✓ (4)	✓
CW 405	3-80	4	20.3	2.2	✓ (2)	✓ (3)	Gas	✓ (4)	✓
CW 406	3-80	4	20.3	2.2	✓ (2)	✓ (3)	Gas	✓ (4)	✓
CW 408	10-79	2	20.3	2.2	✓ (2)	✓ (3)	Gas	✓ (4)	✓
CW 409	10-79	2	20.3	2.2	✓ (2)	✓ (3)	Gas	✓ (4)	✓
CW 410	10-79	2	20.3	2.2	✓ (2)	✓ (3)	Gas	✓ (4)	✓
CW 411	10-79	2	20.3	2.2	✓ (2)	✓ (3)	Gas	✓ (4)	✓
CW 412	8-80	2	20.3	2.2	✓ (2)	✓ (3)	Gas	✓ (4)	✓
CW 413	8-80	2	20.3	2.2	✓ (2)	✓ (3)	Gas	✓ (4)	✓
CW 414	2-80	2	20.3	2.2	✓ (2)	✓ (3)	Gas	✓ (4)	✓
CW 415	2-80	2	20.3	2.2	✓ (2)	✓ (3)	Gas	✓ (4)	✓
CW 416	2-80	2	20.3	2.2	✓ (2)	✓ (3)	Gas	✓ (4)	✓
CW 418	3-81	3	20.3	2.2	✓ (2)	✓ (3)	Gas	✓ (4)	✓
CW 419	3-81	3	20.3	2.2	✓ (2)	✓ (3)	Gas	✓ (4)	✓
CW 420	3-81	3	20.3	2.2	✓ (2)	✓ (3)	Gas	✓ (4)	✓
CW 421	8-80	2	20.3	2.2	✓ (2)	✓ (3)	Gas	✓ (4)	✓
CW 422	8-80	2	20.3	2.2	✓ (2)	✓ (3)	Gas	✓ (4)	✓
CW 423	8-80	2	20.3	2.2	✓ (2)	✓ (3)	Gas	✓ (4)	✓
CW 424	6-80	4	20.3	2.2	✓ (2)	✓ (3)	Gas	✓ (4)	✓
CW 425	6-80	2	20.3	2.2	✓ (2)	✓ (3)	Gas	✓ (4)	✓
CW 426	6-80	2	20.3	2.2	✓ (2)	✓ (3)	Gas	✓ (4)	✓
CW 427	6-80	2	20.3	2.2	✓ (2)	✓ (3)	Gas	✓ (4)	✓
CW 429	10-80	2	20.3	2.2	✓ (2)	✓ (3)	Gas	✓ (4)	✓
CW 430	10-80	2	20.3	2.2	✓ (2)	✓ (3)	Gas	✓ (4)	✓
CW 431	4-80	10	32.5	3.4	✓ (2)	✓ (3)	Gas	✓ (4)	✓
CW 432*	7-80		32.5	3.2					
CW 433	9-80	4	20.3	2.2	✓ (2)	✓ (3)	Gas	✓ (4)	✓
CW 434	9-80	2	20.3	2.2	✓ (2)	✓ (3)	Gas	✓ (4)	✓
CW 435	9-80	2	20.3	2.2	✓ (2)	✓ (3)	Gas	✓ (4)	✓
CW 436	9-80	2	20.3	2.2	✓ (2)	✓ (3)	Gas	✓ (4)	✓
CW 438	3-81	2	20.3	2.2	✓ (2)	✓ (3)	Gas	✓ (4)	✓
CW 439	3-81	2	20.3	2.2	✓ (2)	✓ (3)	Gas	✓ (4)	✓
CW 440	7-80	8	32.5	3.4	✓ (2)	✓ (3)	Gas	✓ (4)	✓
CW 441	9-80	8	32.5	3.4	✓ (2)	✓ (3)	Gas	✓ (4)	✓
CW 443	12-80	2	20.3	2.2	✓ (2)	✓ (3)	Gas	✓ (4)	✓
CW 444	12-80	2	20.3	2.2	✓ (2)	✓ (3)	Gas	✓ (4)	✓
CW 445	12-80	2	20.3	2.2	✓ (2)	✓ (3)	Gas	✓ (4)	✓
CW 446	11-81	3	20.3	2.2	✓ (2)	✓ (3)	Gas	✓ (4)	✓
CW 449	7-81	3	20.3	2.2	✓ (2)	✓ (3)	Gas	✓ (4)	✓
CW 450	7-81	2	20.3	2.2	✓ (2)	✓ (3)	Gas	✓ (4)	✓
CW 451	7-81	2	20.3	2.2	✓ (2)	✓ (3)	Gas	✓ (4)	✓
CW 452	5-81	2	20.3	2.2	✓ (2)	✓ (3)	Gas	✓ (4)	✓
CW 453	5-81	2	20.3	2.2	✓ (2)	✓ (3)	Gas	✓ (4)	✓
CW 454	5-81	2	20.3	2.2	✓ (2)	✓ (3)	Gas	✓ (4)	✓
CW 455	5-81	2	20.3	2.2	✓ (2)	✓ (3)	Gas	✓ (4)	✓
CW 456	12-81	2	20.3	2.2	✓ (2)	✓ (3)	Gas	✓ (4)	✓
CW 457	12-81	2	20.3	2.2	✓ (2)	✓ (3)	Gas	✓ (4)	✓
CW 459	9-82	2	20.3	2.2	✓ (2)	✓ (3)	Gas	✓ (4)	✓
CW 460	9-82	2	20.3	2.2	✓ (2)	✓ (3)	Gas	✓ (4)	✓

* Material wagon only for Diving Gang

'CW' CLASS — CAMP WAGONS — continued

Serial Number	Date in Service as "CW"	Number of Berths	Gross Mass	Unit Length	Gas Cylinder	Water Tank	Stove	Lights	Shower
CW 461	12-81	2	20.3	2.2	✓ (2)	✓ (3)	Gas	✓ (4)	✓
CW 462	12-81	2	20.3	2.2	✓ (2)	✓ (3)	Gas	✓ (4)	✓
CW 464	12-81	2	20.3	2.2	✓ (2)	✓ (3)	Gas	✓ (4)	✓
CW 465	8-82	2	20.3	2.2	✓ (2)	✓ (3)	Gas	✓ (4)	✓
CW 466	7-82	2	20.3	2.2	✓ (2)	✓ (3)	Gas	✓ (4)	✓
CW 467	7-82	2	20.3	2.2	✓ (2)	✓ (3)	Gas	✓ (4)	✓
CW 468	7-82	2	20.3	2.2	✓ (2)	✓ (3)	Gas	✓ (4)	✓
CW 469	5-82	2	20.3	2.2	✓ (2)	✓ (3)	Gas	✓ (4)	✓
CW 470	5-82	2	20.3	2.2	✓ (2)	✓ (3)	Gas	✓ (4)	✓
CW 471	5-82	2	20.3	2.2	✓ (2)	✓ (3)	Gas	✓ (4)	✓
CW 472	6-83	2	20.3	2.2	✓ (2)	✓ (3)	Gas	✓ (4)	✓
CW 473	6-83	2	20.3	2.2	✓ (2)	✓ (3)	Gas	✓ (4)	✓
CW 474	6-83	2	20.3	2.2	✓ (2)	✓ (3)	Gas	✓ (4)	✓
CW 475	4-83	2	20.3	2.2	✓ (2)	✓ (3)	Gas	✓ (4)	✓
CW 476	5-83	2	20.3	2.2	✓ (2)	✓ (3)	Gas	✓ (4)	✓
CW 477	5-83	2	20.3	2.2	✓ (2)	✓ (3)	Gas	✓ (4)	✓
CW 478	6-83	2	20.3	2.2	✓ (2)	✓ (3)	Gas	✓ (4)	✓
CW 479	11-82	2	20.3	2.2	✓ (2)	✓ (3)	Gas	✓ (4)	✓
CW 480	11-82	2	20.3	2.2	✓ (2)	✓ (3)	Gas	✓ (4)	✓
CW 481	11-82	2	20.3	2.2	✓ (2)	✓ (3)	Gas	✓ (4)	✓
CW 482	4-84	2	20.3	2.2	✓ (2)	✓ (3)	Gas	✓ (4)	✓
CW 483	3-84	2	20.3	2.2	✓ (2)	✓ (3)	Gas	✓ (4)	✓
CW 484	3-84	2	20.3	2.2	✓ (2)	✓ (3)	Gas	✓ (4)	✓
CW 485	4-83	2	20.3	2.2	✓ (2)	✓ (3)	Gas	✓ (4)	✓
CW 486	4-83	2	20.3	2.2	✓ (2)	✓ (3)	Gas	✓ (4)	✓
CW 487	4-83	2	20.3	2.2	✓ (2)	✓ (3)	Gas	✓ (4)	✓
CW 488	9-83	2	20.3	2.2	✓ (2)	✓ (3)	Gas	✓ (4)	✓
CW 490	9-83	2	20.3	2.2	✓ (2)	✓ (3)	Gas	✓ (4)	✓
CW 492X*	5-86		24.2	3.3		✓		✓	
CW 493	4-89	6	26.5	3.4	✓ (2)	✓	Gas		
CWS 494	1-90	4	18.7	2.5	✓ (2)	✓ (2)	Gas	✓ (4)	

X — Not fitted with refrigerator
* — Material wagon only for diving gang

"CWM" CLASS — MECHANISED MAINTENANCE STOCK

Serial Number	Date in Service as "CW"	Number of Berths	Gross Mass	Unit Length	Gas Cylinder	Water Tank	Stove	Lights	Shower
CWM 1	4-64	6	32.5	3.4	✓	✓	Gas		
CWM 8	10-64	6	32.5	3.2	✓ (2)	✓	Gas		
CWM 9	10-64	5	32.5	3.2	✓ (2)	✓	Gas		
CWM 11	5-65	6	32.5	3.2	✓ (2)	✓	Gas		
CWM 14	7-65	6	32.5	3.2	✓ (2)	✓	Gas		
CWM 16X	7-65	1	32.5	3.2	UTILITY WAGON				
CWM 17	12-65	6	32.5	3.2					
CWM 19	12-65	6	32.5	3.2	✓ (2)	✓	Gas		
CWM 21	12-65	5	32.5	3.2	✓ (2)	✓	Gas		
CWM 22	12-65	5	32.5	3.2	✓ (2)	✓	Gas		
CWM 23X	12-65	1		3.2	UTILITY WAGON				
CWM 25X	11-67			2.2	UTILITY WAGON				
CWM 26	6-68	4	32.5	2.2	✓ (2)	✓	Gas	✓ (3)	
CWM 27	6-68	4	32.5	2.2	✓ (2)	✓	Gas	✓ (3)	
CWM 28	6-68	4	32.5	2.2	✓ (2)	✓	Gas	✓ (3)	
CWM 29	6-68	4	32.5	2.2	✓ (2)	✓	Gas	✓ (3)	
CWM 30	4-68	4	32.5	2.2	✓ (2)	✓	Gas	✓ (3)	
CWM 31	4-68	4	32.5	2.2	✓ (2)	✓	Gas	✓ (3)	
CWM 32	4-68	4	32.5	2.2	✓ (2)	✓	Gas	✓ (3)	
CWM 33	4-68	4	32.5	2.2	✓ (2)	✓	Gas	✓ (3)	
CWM 34	4-68	4		2.2	✓ (2)		Gas		
CWM 35X	5-69				UTILITY WAGON				
CWM 38X	5-70								
CWM 39	12-70	4	32.5	2.2	✓ (2)	✓	Gas	✓ (3)	
CWM 40	1-71	4	32.5	2.2	✓ (2)	✓	Gas	✓ (3)	
CWM 41	1-71	4	32.5	2.2	✓ (2)	✓	Gas	✓ (3)	
CWM 42	1-71	4	32.5	2.2	✓ (2)	✓	Gas	✓ (3)	
CWM 43	6-71	4	32.5	2.2	✓ (2)	✓	Gas	✓ (3)	
CWM 44	6-71	4	32.5	2.2	✓ (2)	✓	Gas	✓ (3)	
CWM 46X	3-71		32.5	2.2	UTILITY WAGON				
CWM 47	5-71	4	32.5	2.2	✓ (2)	✓	Gas	✓ (3)	
CWM 48	4-71	4	32.5	2.2	✓ (2)	✓	Gas	✓ (3)	
CWM 49	5-71	4	32.5	2.2	✓ (2)	✓	Gas	✓ (3)	
CWM 50	5-71	4	32.5	2.2	✓ (2)	✓	Gas	✓ (3)	
CWM 51	5-71	4	32.5	2.2	✓ (2)	✓	Gas	✓ (3)	
CWM 52	9-72	6	32.5	3.4	✓ (2)	✓	Gas	✓	
CWMS 54	8-90		20.2	2.5					✓ (3)

X — Not fitted with refrigerator
* — Material wagon only for diving gang

"TCW" CLASS — TRAIN-CREW CAMP WAGONS

Serial Number	Date in Service as "CW"	Number of Berths	Gross Mass	Unit Length	Gas Cylinder	Water Tank	Stove	Lights	Shower
TCW 4	1970	6	32.5	3.4	✓ (2)		Gas	✓ (3)	
TCW 13	1970	4		2.2	✓ (2)	✓ (3)	Gas	✓ (3)	
TCW 14	1971	3	20.3	2.2	✓ (2)	✓ (3)	Gas	✓ (3)	
TCW 20	1979	3	20.3	2.2	✓ (2)	✓ (3)	Gas	✓ (4)	
TCW 21	1979	3	20.3	2.2	✓ (2)	✓ (3)	Gas	✓ (4)	
TCW 23	1981	6	32.5	3.4	✓ (2)	✓ (3)	Gas	✓	✓
TCW 24	1981	6	32.5	3.4	✓ (2)	✓ (3)	Gas	✓	✓
TCW 25	1982	6	32.5	3.2	✓ (2)	✓ (3)	Gas	✓	✓

"TCWA" CLASS — TRAIN-CREW CAMP WAGONS (AIR CONDITIONED)

Serial Number	Date in Service as "CW"	Number of Berths	Gross Mass	Unit Length	Gas Cylinder	Water Tank	Stove	Lights	Shower
TCWA 1	1-82	10	30.0	3.3	✓ (2)	✓ (2)	Gas	Electric	✓
TCWA 2	1-82	10	30.0	3.3	✓ (2)	✓ (2)	Gas	Electric	✓
TCWA 3	9-82	10	30.0	3.3	✓ (2)	✓ (2)	Gas	Electric	

CW (CAMP) WAGONS

Description: Four-man Camp Wagon, Wood Construction, Plain Bearings, suitable for Goods trains only.

Average tare	.....8 x 4 journals 15.9, 7 x 3 journals	14.0 tonnes
Gross mass	.....8 x 4 journals 32.5, 7 x 3 journals	20.3 tonnes

Inside dimensions	Imperial	Length 32′ 0″	Width 8′ 0″
	Metric (mm)	Length 9 750	Width 2 440

Unit length	2.2
Drawgear class	D4
No. in traffic .....(4 only with 8 x 4 journals)	229

Remarks: Wagon diagram 327 sheets 1 and 2.

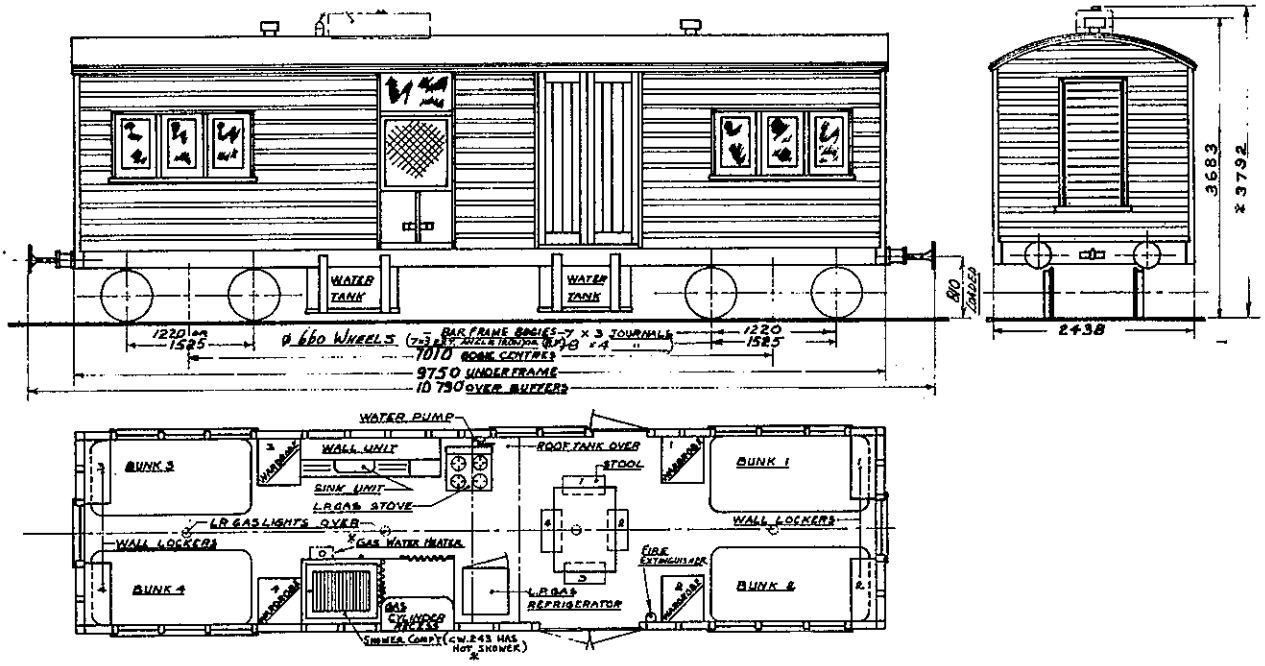

CW (CAMP) WAGONS

Description: Three or Four-man Camp Wagon, Wood Construction, Plain Bearings, suitable for Goods trains only.

Average tare		3-man 13.6, 4-man	13.8 tonnes
Gross mass			20.3 tonnes
Inside dimensions	Imperial	Length 32′ 0″	Width 8′ 0″
	Metric (mm)	Length 9 755	Width 2 440
Unit length			2.2
Drawgear class			D4
No. in traffic			4-man 7, 3-man 9

Remarks: Wagon diagram 309.

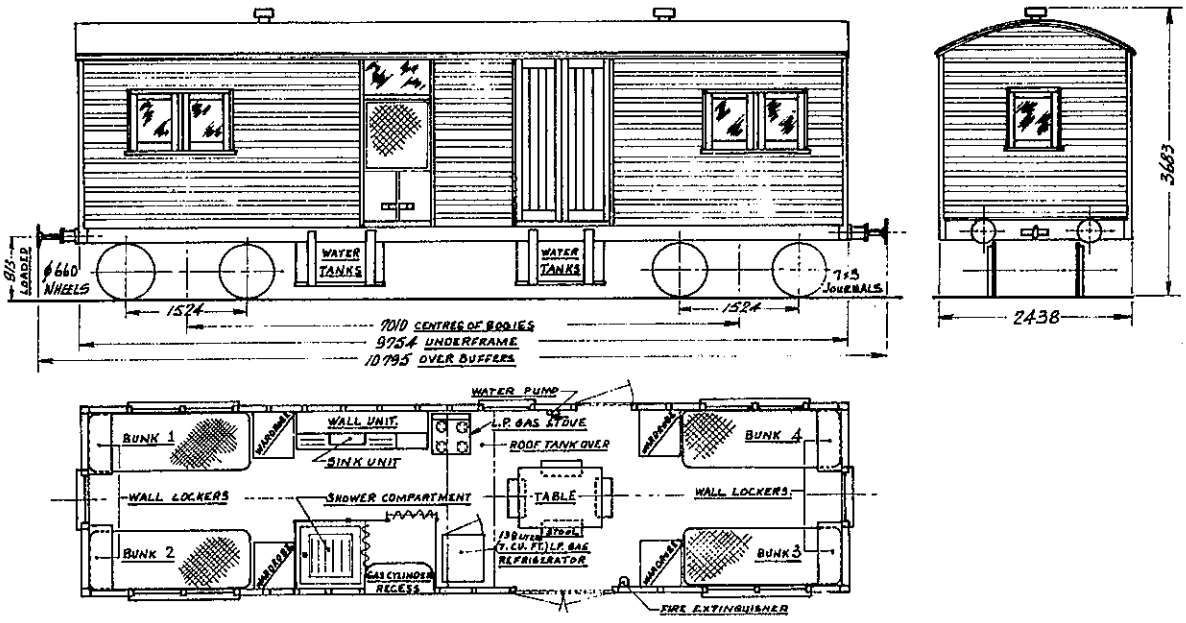

CW/CWM (CAMP) WAGONS

Description: Four-man Camp Wagon, Wood Construction, Plain Bearings, suitable for Goods trains only.

Average tare			14.9 tonnes
Gross mass			32.5 tonnes
Inside dimensions	Imperial	Length 32′0″	Width 8′0″
	Metric (mm)	Length 9 755	Width 2 440
Unit length			2.2
Drawgear class			D4
No. in traffic			CWM 11, CW 3

Remarks: Wagon diagram 306.

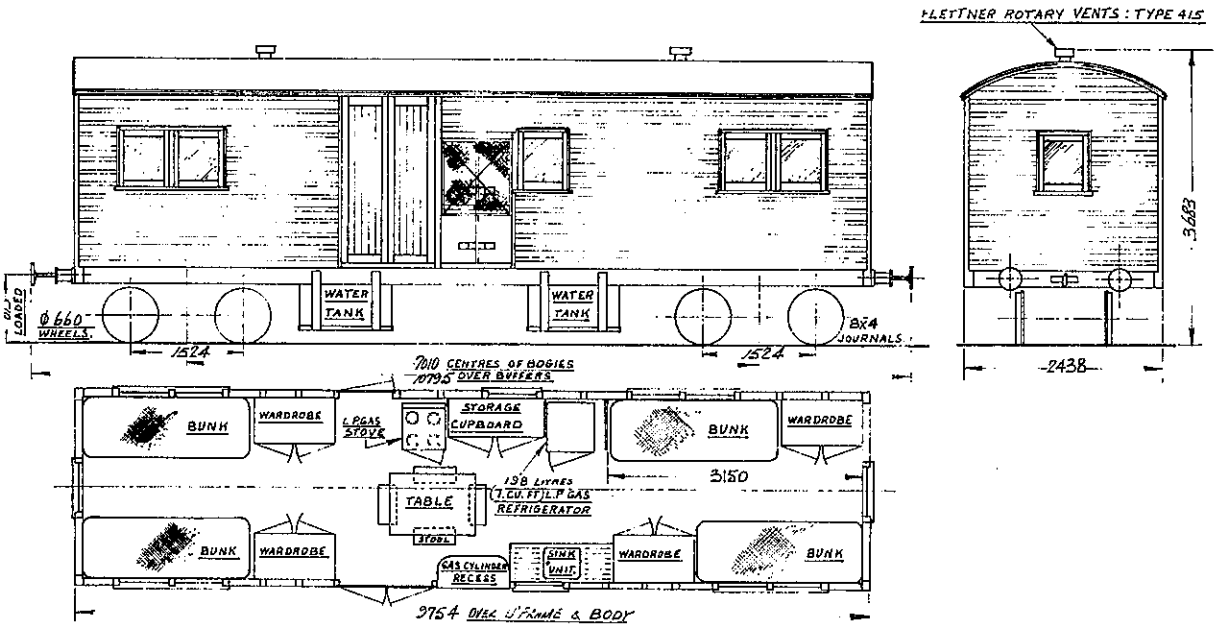

TCW (TRAIN-CREW CAMP) WAGONS

Description: Three-man Train Crew Camp Wagon, Plain Bearings, suitable for Express Freight & Goods trains.

Average tare	14.0 tonnes
Gross mass	20.3 tonnes

Wagon dimensions	Imperial	Length 32′0″	Width 8′0″
	Metric (mm)	Length 9 755	Width 2 440

Unit length	2.2
Drawgear class	D4

Remarks: Wagon diagram 303.

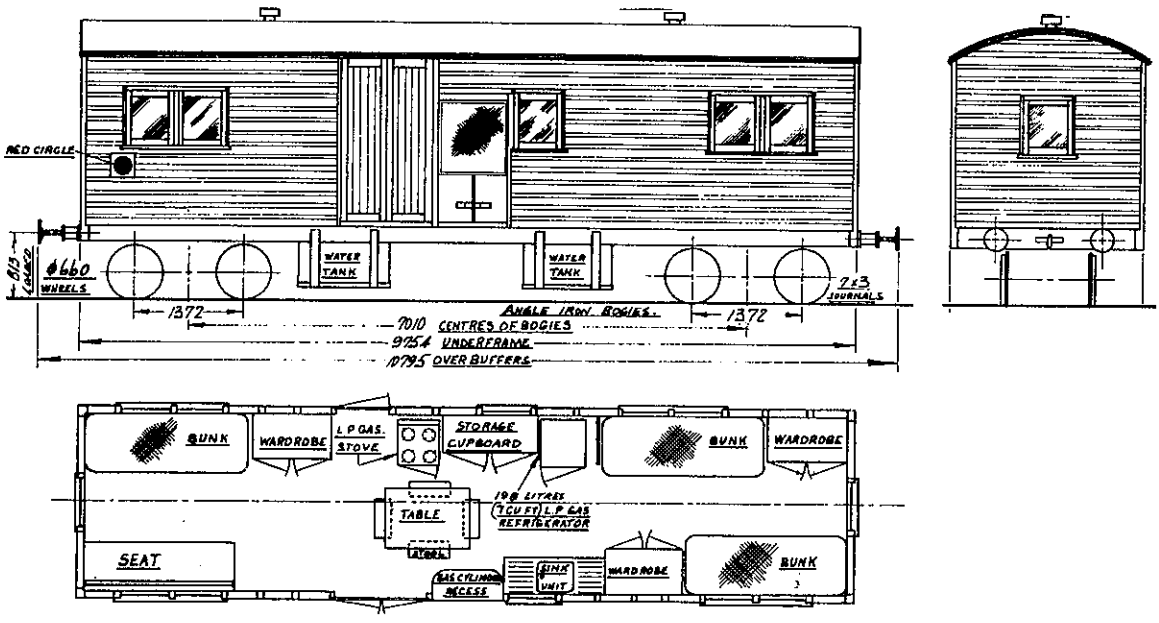

TCW (TRAIN-CREW CAMP) WAGONS

Description: Six-man Train Crew Camp Wagon, Plain Bearings, suitable for Express Freight & Goods trains.

Average tare	25.9 tonnes
Gross mass	32.5 tonnes

Wagon dimensions	Imperial	Length 52′0″	Width 8′9″
	Metric (mm)	Length 15 850	Width 2 665

Unit length	3.4
Drawgear class	D3

Remarks: Carriage diagram 243.

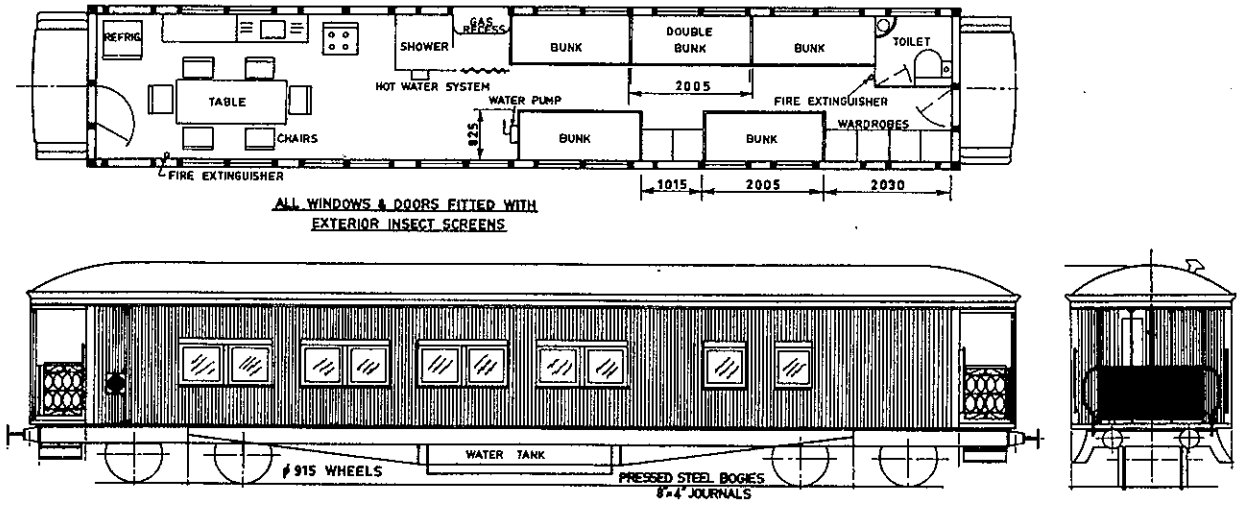

TCWA (TRAIN-CREW CAMP) WAGONS

Description: Ten-man Train Crew Camp Wagon (Air Conditioned), Roller Bearings, suitable for Express Freight & Goods trains.

Average tare	26.7 tonnes
Gross mass	33.0 tonnes

Wagon dimensions	Imperial	Length 51′0″	Width 8′8⅜″
	Metric (mm)	Length 15 545	Width 2 650

Unit length	3.3
Drawgear class	D1

Remarks: Carriage diagram 247.

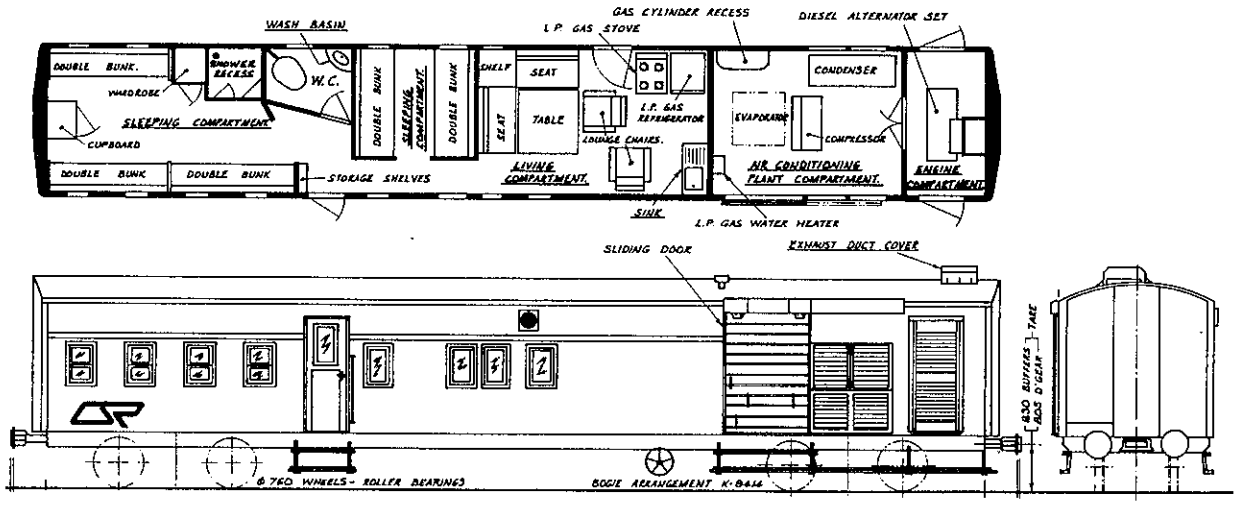

Section 6.0

COACHING STOCK

Class	No. in Stock	Average Tare	No. of Compartments 1st	Econ.	Slprs.	Capacity 1st	Econ.	Total Capacity	Length Over Body mm	Length Over Buffers mm	Unit Length	Remarks	Tele-graphic Abbrev.	Running Number
First Corridor Sleeper Lavatory	1	28.7	7	. .	14	21	. .	21	16 000	16 890	3.4		AAS	1234
First Corridor Lavatory	3	26.3	6	. .	. .	36	. .	36	16 000	16 890	3.4		AL	1247, 1267, 1276
Food Bar	1	27.5	. .	. .	. .	. .	. .	21	16 000	16 890	3.4	Sitting Capacity 21	AL/F	1248
Economy Brake	8	15.1	. .	2	. .	. .	20	20	9 905	10 795	2.2	Large Guard's Compartment	BBV	1547, 1560, 1585, 1614, 1630, 1635, 1639, 1640
Baggage Cars	1	14.6	. .	. .	. .	. .	. .	. .	9 755	10 795	2.2		BC	1209
Economy Corridor Lavatory	1	26.6	. .	5	. .	. .	31	31	15 240	16 890	3.4	A.R.H.S.	BL	1039
Economy Corridor Lavatory	3	25.6	. .	3	. .	. .	48	48	13 740	16 130	3.2	A.R.H.S.	BL	126, 775, 777
Economy Corridor Lavatory	2	24.2	. .	1	. .	. .	48	48	13 715	16 130	3.2	A.R.H.S.	BL	469, 488
Economy Corridor Lavatory	1	26.7	. .	5	. .	. .	30	30	14 325	16 890	3.4		BL	1038
Economy Corridor Lavatory	1	25.2	. .	3	. .	. .	50	50	13 715	16 130	3.2	A.R.H.S.	BL	589
Economy Lavatory Brake	1	16.2	. .	1	. .	. .	26	26	11 940	14 785	3.0	A.R.H.S. Large Guard's Compartment	BLV	44
Economy Lavatory Brake	1	23.9	. .	1	. .	. .	17	17	15 390	16 280	3.3	Large Guard's Compartment	BLV	422
Economy Lavatory Brake	1	24.7	. .	1	. .	. .	35	35	15 390	16 130	3.2	A.R.H.S. Small Guard's Compartment	BLV	447
Suburban	1	23.2	. .	8	. .	. .	80	80	15 240	16 280	3.3	Cross Seats & Side Doors	BU	1070
Suburban	4	23.1	. .	9	. .	. .	90	90	15 240	16 280	3.3	Cross Seats & Side Doors	BU	909, 1071, 1072, 1074
Suburban	1	23.7	. .	9	. .	. .	90	90	15 240	16 280	3.3	Cross Seats & Side Doors	BU	1141
Suburban Brake	1	23.5	. .	6	. .	. .	60	60	15 240	16 280	3.3	Cross Seats & Side Doors Small Guard's Compartment	BUV	1069

COACHING STOCK

Class	No. in Stock	Average Tare	No. of Compartments 1st	Econ.	Slprs.	Capacity 1st	Econ.	Total Capacity	Length Over Body mm	Length Over Buffers mm	Unit Length	Remarks	Tele-graphic Abbrev.	Running Number
Composite Lavatory	1	25.3	1	2	. .	24	38	62	15 390	16 280	3.3		CL	1125
Composite Corridor Lavatory	1	24.1	3	3	. .	18	24	42	13 715	16 280	3.3		CL	565
Composite Corridor Lavatory	1	26.3	3	3	. .	18	24	42	14 325	16 890	3.4		CL	1046
Composite Corridor Lavatory	1	22.8	1	1	. .	10	22	32	13 715	16 130	3.2		CL	745
Composite Corridor Brake	8	25.7	2	3	. .	17	29	46	15 390	16 280	3.3	Large Guard's Compartment	CLV	1562, 1564, 1566, 1569, 1570, 1573, 1575, 1576, 1580
Composite Lavatory Brake	1	21.0	1	1	. .	18	24	42	13 715	16 130	3.2	Small Guard's Compartment	CLV	477
First Sleeper Lavatory	1	25.4	3	. .	20	40	. .	40	14 200	16 890	3.4		DAS	1057
Griddle Car	1	26.5	. .	. .	. .	. .	. .	22	16 000	16 890	3.4	Sitting Capacity 22	DC/G	1255
Brake Van	4	26.0	. .	. .	. .	. .	. .	. .	15 240	16 280	3.3		EWT	22, 23, 33, 34
Inspection Car	2	26.1	. .	. .	. .	. .	. .	. .	15 240	16 280	3.3		EWT	28, 39
Overhead Wiring Inspection Car	2	25.9	. .	. .	. .	. .	. .	. .	15 545	16 585	3.3		EWT	47, 48
Brake Van	1	25.4	. .	. .	. .	. .	. .	. .	15 545	16 585	3.3		EWT	46
Overhead Wiring Inspection Car	1	16	. .	. .	. .	. .	. .	. .	12 192	13 233	2.7		EWT	1
Overhead Wiring Inspection Car	1	24.5	. .	. .	. .	. .	. .	. .	15 240 O'H stocks	16 280 16 300	2.3		EWT	11
Economy Corridor Sleeper Lavatory	1	28.3	. .	8	24	. .	24	24	16 000	16 890	3.4		FBS	1238
Composite Corridor Sleeper Lavatory	1	27.6	5	2	16	15	6	21	16 000	16 890	3.4		JCS	1176
Composite Corridor Sleeper Lavatory	1	27.6	5	2	16	10	6	16	16 000	16 890	3.4		JCS	1007
First Corridor Lavatory (A.C.)	5	29.8	1	. .	. .	36	. .	36	17 080	17 560	3.5		LAL	1875–1879
First Sleeper Roomette Centre	10	32.8	14	. .	14	14	. .	14	17 000	17 560	3.5	Roomette	LAR	1901–1910
Economy Corridor Lavatory (A.C.)	10	30.0	. .	1	. .	. .	48	48	17 080	17 560	3.5		LBL	1880–1884, 1927–1931
Dining Car (A.C.)	5	33.0	. .	. .	. .	. .	. .	32	17 080	17 560 *17 475	3.5	Sitting Capacity 32	LDC	1932–1936

* Over Coupling Points — Coupled

COACHING STOCK

Class	No. in Stock	Average Tare	No. of Compartments 1st	Econ.	Slprs.	Capacity 1st	Econ.	Total Capacity	Length Over Body mm	Length Over Buffers mm	Unit Length	Remarks	Tele-graphic Abbrev.	Running Number
Locomotive Test Car	2	27.1	. .	. .	. .	. .	. .	. .	15 545 O'H Stocks	16 585 *16 605	3.3	Sitting Capacity 20 Sleeping Capacity 8	LTC	1848, 1849
Food Bar (A.C.)	1	32.9	. .	. .	. .	15	. .	25	16 915	17 600	3.5	15 First Class Seats, 10 Diners	MAL/F	1523
First Sleeper Side Corridor (A.C.)	17	29.0	7	. .	14	14	. .	14	16 915	17 600	3.5		MAS	1487–1494, 1496–1501, 1536, 1537, 1540
Baggage Cars (A.C.)	11	24.1	. .	. .	. .	. .	. .	. .	16 915	17 600 *17 475	3.5		MBC	1446–1450, 1454–1459
Economy Corridor Lavatory (A.C.)	10	32.9	. .	1	. .	. .	52	52	16 915	17 600 *17 475	3.5		MBL	1505, 1506, 1509, 1511–1513, 1517, 1530, 1531, 1534
Economy Corridor Lavatory (A.C.)	2	33	. .	1	. .	. .	50	50	16 915	17 600 *17 475	3.5		MBLD	1507, 1508
Economy Corridor Lavatory (A.C.)	2	32.1	. .	1	. .	. .	45	45	16 915	17 600 *17 475	3.5		MBLM	1522, 1526
Economy Corridor Sleeper Lavatory (A.C.)	5	32.5	. .	8	24	. .	24	24	16 915	17 600 *17 475	3.5		MBS	1472, 1474, 1481, 1483, 1532
Economy Corridor Sleeper Lavatory (A.C.)	8	31.9	. .	7	21	. .	21	21	16 915	17 600 *17 475	3.5	With Compartment for Conductor	MBS/C	1473, 1475, 1477, 1479, 1480, 1482, 1486, 1533
Mail Brake Van	2	20.7	. .	. .	. .	. .	. .	. .	10 975	12 015	2.4	Large Guard's Compartment Baggage Compt. Goods Capacity 3 tonnes	MBV	1783, 1813
Club Cars (A.C.)	4	32.5	. .	. .	. .	. .	. .	36	16 915	17 600	3.5	Armchair Sitting	MCC	1510, 1519, 1521, 1525
Club–Diner (A.C.)	3	32.4	. .	. .	. .	. .	. .	44	16 915	17 600	3.5	Sitting Capacity 44	MCD	1515, 1516, 1528
Club Diner (A.C.)	1	32.7	. .	. .	. .	. .	. .	40	16 195	17 600	3.5	Queenslander Car	MCDL	1518
Composite Corridor Lavatory (A.C.)	4	32.0	1	1	. .	18	24	42	16 915	17 600 *17 475	3.5		MCL	1502, 1503, 1520, 1524
Composite Corridor Sleeper Lavatory (A.C.)	4	32.2	4	3	17	8	9	17	16 915	17 600 *17 475	3.5		MCS	1466, 1469, 1470, 1535

* Over Coupling Points — Coupled

COACHING STOCK

Class	No. in Stock	Average Tare	No. of Compartments 1st	Econ.	Slprs.	Capacity 1st	Econ.	Total Capacity	Length Over Body mm	Length Over Buffers mm	Unit Length	Remarks	Tele-graphic Abbrev.	Running Number
Composite Corridor Sleeper Lavatory (A.C.)	2	33.6	4	3	17	8	9	17	16 915	17 600 *17 475	3.5	With Compartment for Conductor	MCS/C	1485, 1485
Composite Sleeper Lounge (A.C.)	1	33.3	2	2	4	4	6	10	16 915	17 600 *17 475	3.5	Seating Capacity 26 Sleeping Capacity 10	MCS/L	1476
Dining Car (A.C.)	3	35.0	. .	. .	. .	. .	. .	24	16 915	17 600 *17 475	3.5	Sitting Capacity 24	MDC	1463, 1462, 1461
Lounge Car (A.C.)	1	33.3	. .	. .	. .	. .	. .	27	16 915	17 600	3.5	Sitting Capacity 27	MLC	1504
Mail Brake Van (A.C.)	9	30.5	. .	. .	. .	. .	. .	. .	16 915	17 515	3.5	Fitted with Coffin Chamber & 2 Refrig. Compts.	MMV	1438–1445, 1539
Power Cars (A.C.)	2		. .	. .	. .	. .	. .	. .	16 920	17 525	3.5		MPC	1451, 1452
Power Cars (A.C.)	8	36.4	. .	. .	. .	. .	. .	. .	15 240	*15 835	3.2		MPC/C	1430–1433, 1435–1437, 1529
Power Cars (A.C.)	1	37.2	. .	. .	. .	. .	. .	. .	15 240	*15 835	3.2		MPC/C	1538
Power Cars (A.C.)	2	26.9	. .	. .	. .	. .	. .	. .	12 800	13 710	2.7		MPC/W	1917, 1941
Special Boardroom Car (A.C.)	1	33.8	4	. .	8	8	. .	8	16 915	17 600 *17 475	3.5	Sitting Capacity 23 Sleeping Capacity 8	MSB	1464
Staff Car	1	33.7	7	. .	6	12	. .	14	16 915	17 600 *17 475	3.5	Sleeping Cap. 12 Sitting Capacity 14	MSC	1471
Special Dining Car (A.C.)	1	36.3	2	. .	4	4	. .	4	16 915	17 600 *17 475	3.5	Sitting Capacity 16 Sleeping Capacity 4	MSD	1460
Special Sleeping Car (A.C.)	1	34.6	3	. .	6	6	. .	6	16 915	17 600 *17 475	3.5	Sitting Capacity 12 Sleeping Capacity 6	MSS	1465
Train Brake Van (A.C.)	2	26.1	. .	. .	. .	. .	. .	. .	15 545 O'H stocks	16 586	3.3		MTV	1853, 1854
Mail Brake Vans without Passenger Accommodation	1	22.6	. .	. .	. .	. .	. .	. .	15 390	16 280	3.3	Fitted with Coffin Chamber	MV	1227
Stainless Steel Suburban Centre Corridor	65	23.7	. .	1	. .	. .	64	64	16 915	*17 560	3.5	Sliding Doors Automatic Closing	SX	1643–1647, 1650–1654, 1657–1661, 1664–1668, 1671–1675, 1678–1682, 1685–1689, 1692–1696, 1699–1703, 1706–1710, 1713–1717, 1720–1724, 1727–1731.

* Over Coupling Points — Coupled

COACHING STOCK

Class	No. in Stock	Average Tare	No. of Compartments 1st	Econ.	Slprs.	Capacity 1st	Econ.	Total Capacity	Length Over Body mm	Length Over Buffers mm	Unit Length	Remarks	Tele-graphic Abbrev.	Running Number
Stainless Steel Suburban Centre Corridor	15	23.7	. .	1	. .	. .	56	56	16 915	*17 560	3.5	Sliding Doors Automatic Closing	SXA	1734–1738, 1741–1745, 1748–1752
Stainless Steel Suburban Centre Corridor	26	23.9	. .	1	. .	. .	46	46	16 915	17 555	3.5	Sliding Doors Automatic Closing, Small Guard's Compt.	SXV	1642, 1648 1649, 1655, 1656, 1662, 1663, 1669, 1670, 1676, 1677, 1683, 1684, 1690, 1691, 1697, 1698, 1704, 1705, 1711, 1712, 1718, 1719, 1725, 1726, 1732
Stainless Steel Suburban Centre Corridor	6	24.1	. .	1	. .	. .	40	40	16 915	17 555	3.5	Sliding Doors Automatic Closing, Small Guard's Compt.	SXVA	1733, 1739, 1740, 1746, 1747, 1753
Drovers' Brake Van (Steel) with Periscope	51	20.4	. .	. .	5	. .	15	15	10 970 O'H stocks	12 015	2.4	Drover & Crew Accom.	TDV	1758, 1780, 1785, 1787, 1796, 1820, 1822, 1885–1900, 1911–1916, 1779, 1781, 1782, 1786, 1789, 1790, 1792, 1793, 1796–1801, 1803, 1810–1812, 1814, 1817–1822
Goods Brake Van (Steel) with Periscope	12	20.1	. .	. .	. .	. .	. .	. .	11 385	*12 035	2.4	Large Guard's Compartment Crew Seat 12 Sleep 3 Goods Capacity—3 tonnes	TGV	1756, 1758, 1784, 1788, 1791, 1794, 1795, 1802, 1809, 1815, 1816, 1823
Goods Brake Van (Steel) with Periscope	5	19.9	. .	. .	. .	. .	. .	. .	10 975 O'H stocks	12 015 *12 540	2.4	Large Guard's Compartment Crew Seat 12 Sleep 13 Goods Capacity—6 tonnes	TGVH	1804–1808

* Over Coupling Points — Coupled

COACHING STOCK

Class	No. in Stock	Average Tare	No. of Compartments 1st	Econ.	Slprs.	Capacity 1st	Econ.	Total Capacity	Length Over Body mm	Length Over Buffers mm	Unit Length	Remarks	Tele-graphic Abbrev.	Running Number
Goods Brake Van (Steel) with Periscope	43	21.2	. .	. .	. .	. .	. .	. .	10 975 O'H stocks	12 015 *12 035	2.4	Large Guard's Compartment Crew Seat 12 Sleep 3 Goods Capacity— 3 tonnes	TGVS	1921–1926, 1759–1776, 1778, 1885–1860, 1862–1872, 1874
Train Lavatory Van	18	25.5	One for Crew — 9 Sitting or 6 Sleeping One for Passengers — 6 Sitting or 4 Sleeping						15 545 O'H stocks	16 585 *16 605	3.3	Large Guard's Compartment	TLV	1826, 1829–1834, 1836–1841, 1843, 1847, 1850–1852
Miscellaneous	1	27.1	2	. .	4	8	. .	8	14 530	16 535	3.3	Special Purpose Car	445	
Miscellaneous Saloon	1	26.9	5	. .	6	6	. .	6	15 545	16 280	3.3	Special Purpose Car	920	
Inspection Car	1	25.3	4	. .	10	19	. .	19	14 555	16 130	3.2	Special Purpose Car	434	
Inspection Car	1	25.4	3	. .	6	6	. .	6	15 545	16 280	3.3	Special Purpose Car	453	
Inspection Car	1	26.0	3	. .	6	6	. .	6	15 440	16 205	3.2	Special Purpose Car	490	
Inspection Car	1	25.5	3	. .	6	6	. .	6	15 490	16 130	3.2	Special Purpose Car	491	
Inspection Car	1	27.2	4	. .	8	16	. .	16	15 570	16 130	3.2	Special Purpose Car	587	
Inspection Car	1	28.6	4	. .	8	12	. .	12	16 000	16 890	3.4	Special Purpose Car	1236	
Kitchen Car	1	27.7	4	. .	4	. .	. .	. .	15 240	16 130	3.2	Special Purpose Car	991	
Mobile Training Car	1	25.8	4	. .	8	8	. .	7	14 555	16 130	3.3	Special Purpose Car	561	
Mobile Training Car	1	22.6	. .	2	. .	. .	7	7	12 190	13 230	2.6	Special Purpose Car	959	
Mobile Training Car	1	16.0	. .	1	. .	. .	. .	. .	12 190	13 230	2.6	Special Purpose Car	1065	
Profile Car No. 1	1	14.5	. .	. .	. .	. .	. .	. .	16 150	16 730	3.3			Prof 1
Profile Car No. 2	1	15.5	. .	. .	. .	. .	. .	. .	20 050	21 090	4.2			Prof 2

* Over Coupling Points — Coupled

Class	No. in Stock	Average Tare	No. of Compartments 1st	Econ.	Slprs.	Capacity 1st	Econ.	Total Capacity	Length Over Body mm	Length Over Buffers mm	Unit Length	Remarks	Telegraphic Abbrev.	Running Number
CAIRNS–KURANDA TOURIST COACHES AND VAN COACHING STOCK														
Economy Corridor Lavatory	13	22.4	. .	1	. .	. .	30	30	13 715	16 130	3.2		BL	506, 507, 527, 533, 534, 573, 755, 759, 760, 763, 769, 770, 771
Economy Corridor Lavatory	14	22.8	. .	1	. .	. .	30	30	13 715	16 130	3.2		BL	519, 520, 521, 522, 568, 569, 572, 574, 575, 579, 749, 750, 752, 820
Economy Corridor Lavatory	15	27.7	. .	7	. .	. .	56	56	16 000	16 890	3.4		BL	1283, 1284, 1321, 1325, 1326, 1328, 1330, 1331, 1335, 1338, 1341, 1342, 1343, 1360, 1361
Economy Lavatory Brake	1	23.0	. .	2	. .	. .	20	20	13 715	16 130	3.2	Large Guard's Compartment	BLV	509
Economy Brake	2	15.5	. .	1	. .	. .	52	52	13 030	14 760	2.9	Small Guard's Compartment	BV	269, 270
Composite Corridor Brake	2	25.7	2	3	. .	17	29	46	15 390	16 280	3.3	Large Guard's Compartment	CLV	1572, 1573
Composite Lavatory Brake	1	23.0	1	1	. .	9	11	20	13 715	16 130	3.2	Large Guard's Compartment	CLV	528
Train Crew Lavatory Brake	1	26.0	. .	. .	. .	. .	. .	. .	14 200	16 890	3.4	Large Guard's Compartment Crew Seat 16 Sleep 4	DAV	1130

COACHING STOCK

Class	No. in Stock	Average Tare	No. of Compartments 1st	Econ.	Slprs.	Capacity 1st	Econ.	Total Capacity	Length Over Body mm	Length Over Buffers mm	Unit Length	Remarks	Tele-graphic Abbrev.	Running Number
ELECTRIC MULTIPLE UNITS														
Driver Motor Car	68	41.4	. .	. .	Seated — 80			162	23 263	24 211	4.8	Double Ended 1979 Stock	DM	101–159, 180–188
Driver Motor Car	20	37.0	. .	. .	Seated — 80			162	23 263	24 211	4.8	Single Ended 1982 Stock	DM	160–179
Driver Trailer Car	68	35.2	. .	. .	Seated — 80			162	23 263	24 211	4.8	Double Ended 1979 Stock	DT	301–359, 380–388
Motor Car	68	42.8	. .	. .	Seated — 88			176	23 050	24 000	4.8	Double Ended 1979 Stock	M	201–259, 280–288
Motor Car	20	42.0	. .	. .	Seated 88			176	23 050	24 000	4.8	Single Ended 1982 Stock	M	260–279
Trailer Car	20	34.5	. .	. .	Seated — 80			162	23 263	24 211	4.8	Single Ended 1982 Stock	T	460–479
INTERCITY EXPRESS ELECTRIC MULTIPLE UNITS														
Driver Motor Car	8	50.1	. .	. .	Seated — 42				23 363	24 211	4.8		EMD	5151–5158
Motor Car	8	47.0	. .	. .	Seated — 48				23 050	24 211	4.8		EMM	6151–6158
Trailer Car	4	34.0	. .	. .	Seated — 48				23 050	24 422	4.8		EMT	7151–7154

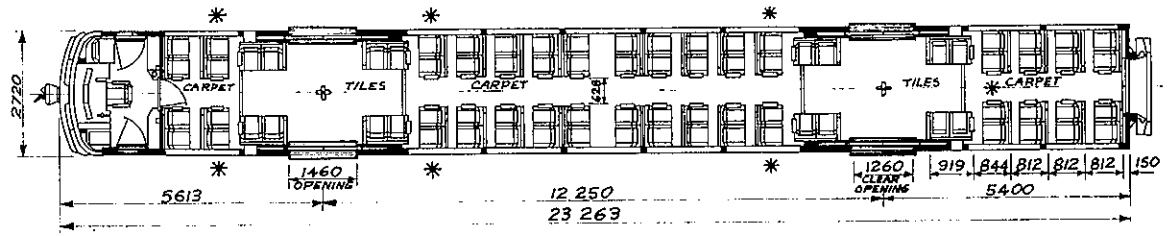

F1A END.

1B END.

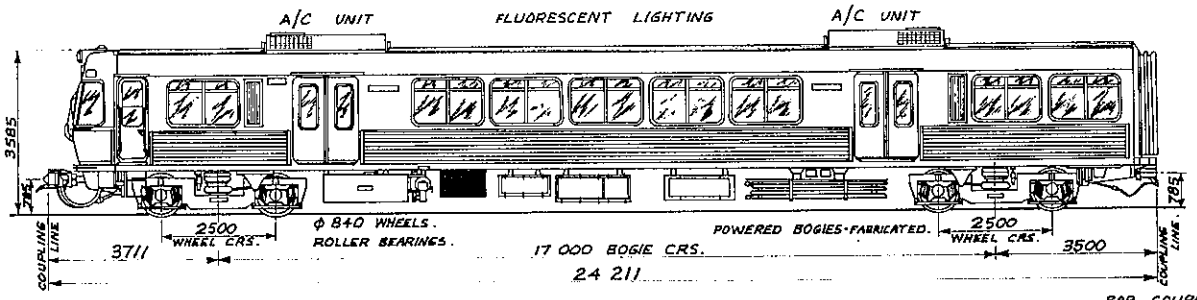

MULTI - FUNCTION COUPLER.

BAR COUPLER

BODY CONSTRUCTION - STAINLESS STEEL
STATIC DRAFT LOAD - 900 kN
COMPRESSIVE END LOAD - 1800 kN
ALL DIMENSIONS ARE IN MILLIMETRES UNLESS OTHERWISE STATED.

QUEENSLAND RAILWAYS C.M.E.& W.S. BRANCH, IPSWICH.
ELECTRIC MULTIPLE UNIT 1979 STOCK DRIVER MOTOR CAR-CLASS DM

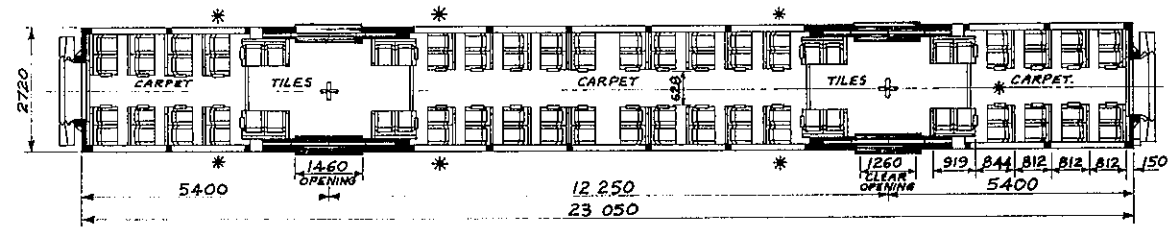

2A END

2B END

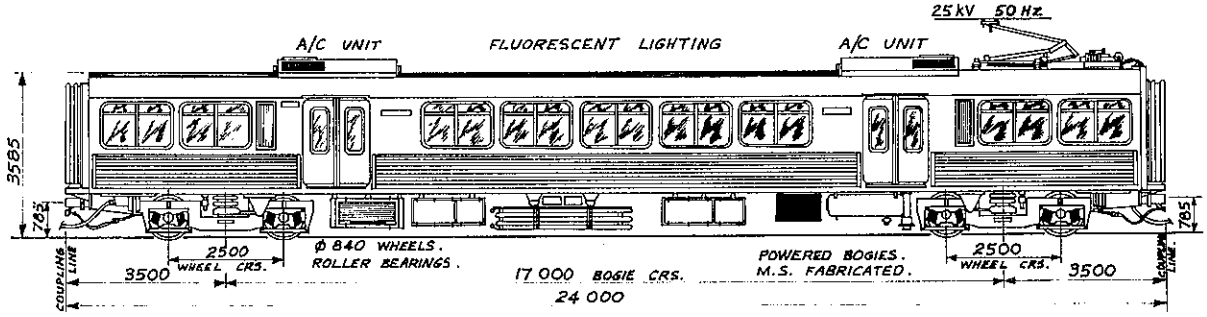

BAR COUPLER

BODY CONSTRUCTION - STAINLESS STEEL.
STATIC DRAFT LOAD - 900 kN.
COMPRESSIVE END LOAD - 1800 kN.
ALL DIMENSIONS ARE IN MILLIMETRES UNLESS OTHERWISE STATED.

QUEENSLAND RAILWAYS C.M.E & W.S. BRANCH, IPSWICH.
ELECTRIC MULTIPLE UNIT 1979 STOCK MOTOR CAR - CLASS M.

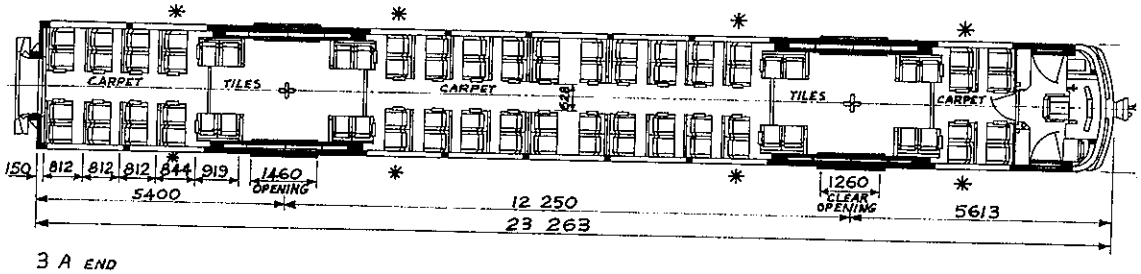

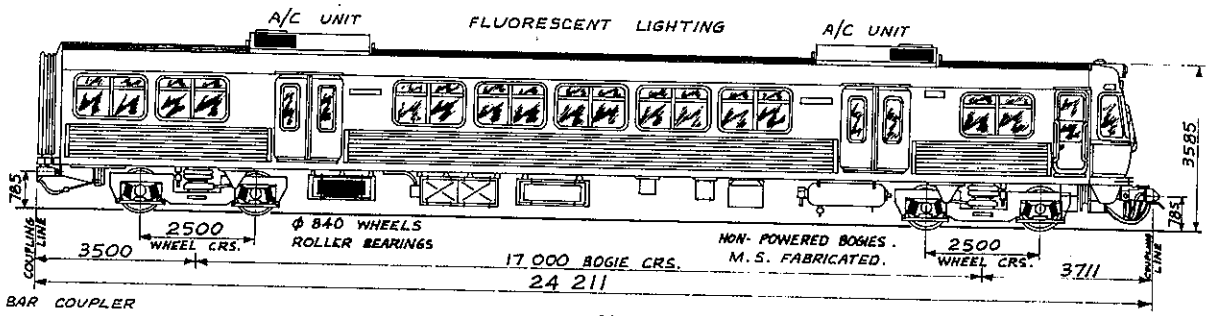

BODY CONSTRUCTION - STAINLESS STEEL
STATIC DRAFT LOAD - 900 kN
COMPRESSIVE END LOAD - 1800 kN
MULTI - FUNCTION COUPLER
ALL DIMENSIONS ARE IN MILLIMETRES UNLESS OTHERWISE STATED.

QUEENSLAND RAILWAYS C.M.E.& W.S. BRANCH, IPSWICH.
ELECTRIC MULTIPLE UNIT 1979 STOCK DRIVER TRAILER CAR-CLASS DT.

DIAGRAM DM (1983 STOCK) DRIVER MOTOR CAR ELECTRIC MULTIPLE UNIT

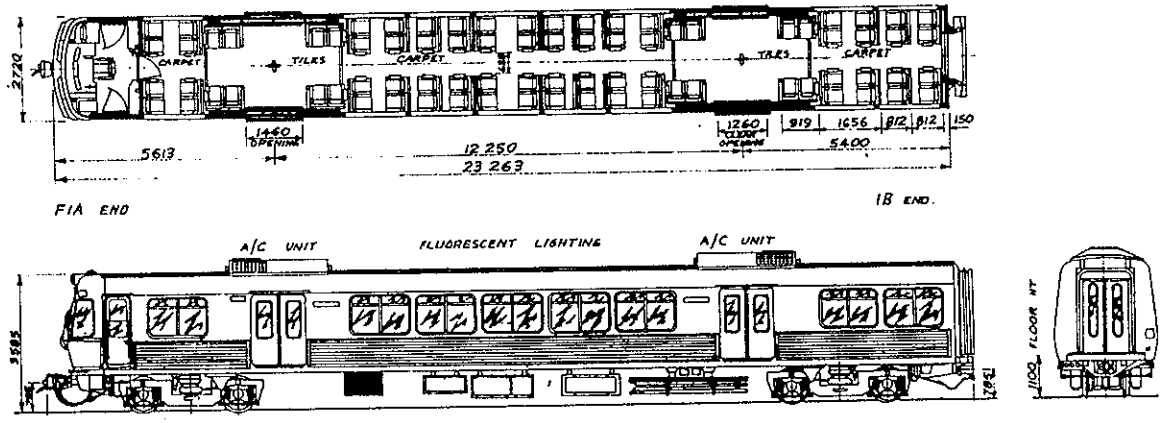

DIAGRAM M (1983 STOCK) MOTOR CAR ELECTRIC MULTIPLE UNIT

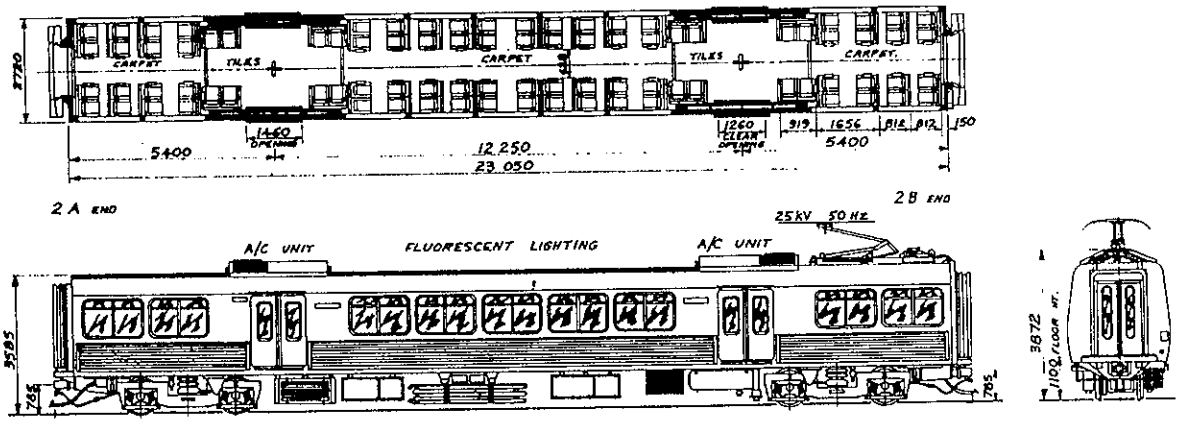

DIAGRAM T (1983 STOCK) TRAILER CAR ELECTRIC MULTIPLE UNIT

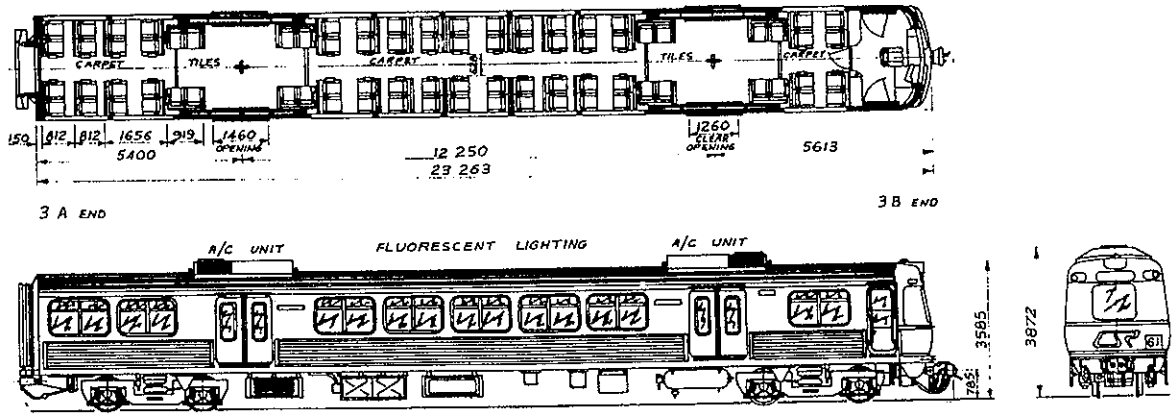

ALL DIMENSIONS ARE IN MILLIMETRES UNLESS OTHERWISE STATED.

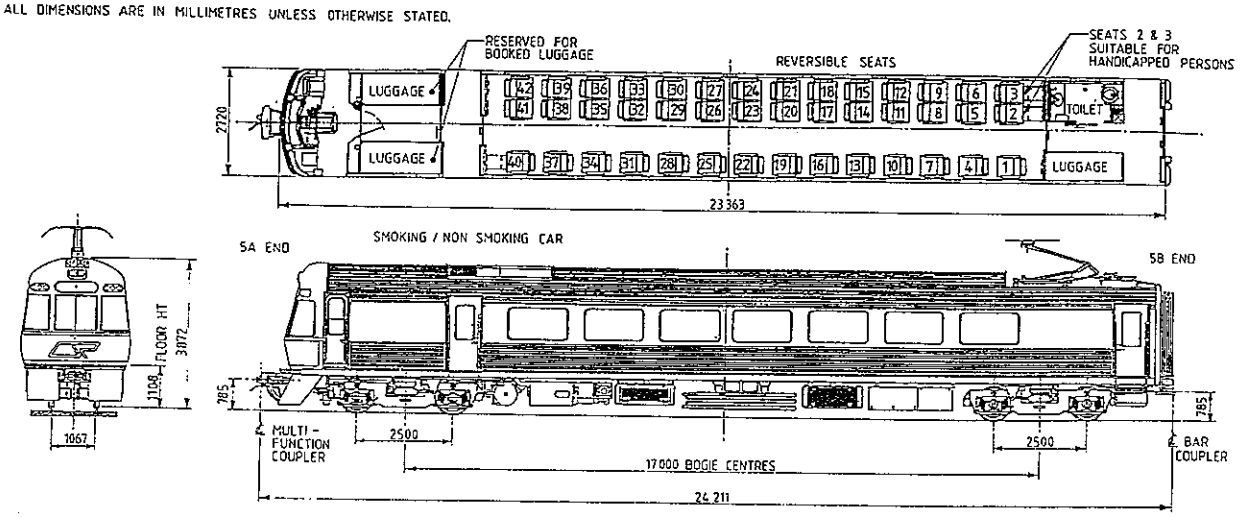

BODY & BOGIES	ASEA / WALKERS
TRANSFORMERS	ASEA
TRACTION MOTORS	ASEA / CLYDE
CONTROL CUBICLES	ASEA
BODY BRAKE EQUIPMENT	DAVIES & METCALFE
AUTOMATIC TRAIN CONTROL	ERICSSON
AIR CONDITIONERS	STONE McCOLL
VIGILANCE	FISHER
DYNAMIC BRAKE	CUTLER HAMMER
RADIOS	SAB HARMON & T.R.S.
BOGIE BRAKE EQUIPMENT	SAB

WHEEL DIAMETER (NEW)	840 mm
DESIGN STATIC DRAFT LOAD	900 kN
COMPRESSIVE END LOAD	1800 kN
TRACTION MOTORS	4 x 135 kW
TRANSFORMER	1635 kVA
CONT. TRACTIVE EFFORT AT RAIL	56 kN
MAX. SPEED	120 kmph
MAX. TRACTIVE EFFORT	105 kN
OVERHEAD SUPPLY	25 kV

DYNAMIC BRAKE MAX.	87 kN
MAX. WORK HEIGHT OF MAINLINE PAN	5850 mm
HEIGHT OF LOWERED PAN	3900 mm
TARE WEIGHT	50·1 t
NUMBER OF SEATED PASSENGERS	42
REFRIGERATION CAPACITY A.C.	25 kW
RUNNING NUMBERS	5151 to 5158
TOILET	CHEMICAL RETENTION
LENGTH UNIT	4·8

QUEENSLAND RAILWAYS
C.H.E. BRANCH, BRISBANE
INTERCITY EXPRESS ELECTRIC MULTIPLE UNIT
"SPIRIT OF CAPRICORN"
DRIVER MOTOR CAR - CLASS EMD

ALL DIMENSIONS ARE IN MILLIMETRES UNLESS OTHERWISE STATED.

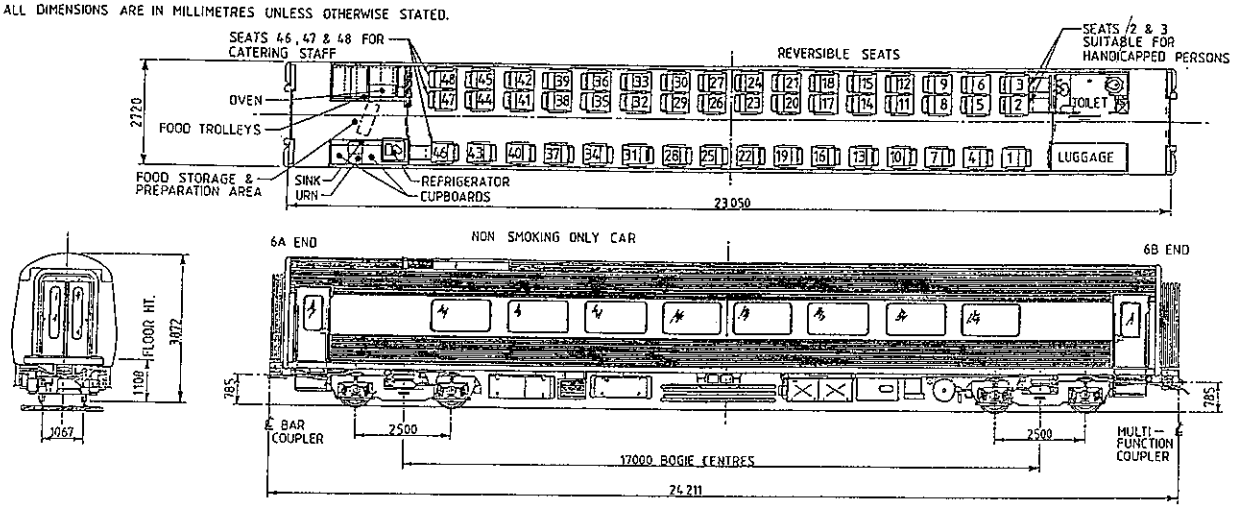

BODY & BOGIES	ASEA / WALKERS
TRACTION MOTORS	ASEA / CLYDE
MAIN COMPRESSOR	ATLAS / COPCO
BODY BRAKE EQUIPMENT	DAVIES & METCALFE
BOGIE BRAKE EQUIPMENT	SAB
AIR CONDITIONERS	STONE McCOLL
DYNAMIC BRAKE	CUTLER HAMMER

WHEEL DIAMETER (NEW)	840 mm
DESIGN STATIC DRAFT LOAD	900 kN
COMPRESSIVE END LOAD	1800 kN
TRACTION MOTORS	4 x 135 kW
CONT. TRACTIVE EFFORT AT RAIL	56 kN
MAX. SPEED	120 kmph
MAX. TRACTIVE EFFORT	105 kN

DYNAMIC BRAKE MAX.	87 kN
TARE WEIGHT	47 t
NUMBER OF SEATED PASSENGERS	48
REFRIGERATION CAPACITY A.C.	25 kW
RUNNING NUMBERS	6151 to 6158
TOILET	CHEMICAL RETENTION
LENGTH UNIT	4·8

QUEENSLAND RAIL
INTERCITY EXPRESS ELECTRIC MULTIPLE UNIT
"SPIRIT OF CAPRICORN"
MOTOR CAR - CLASS EMM

ALL DIMENSIONS ARE IN MILLIMETRES UNLESS OTHERWISE STATED.

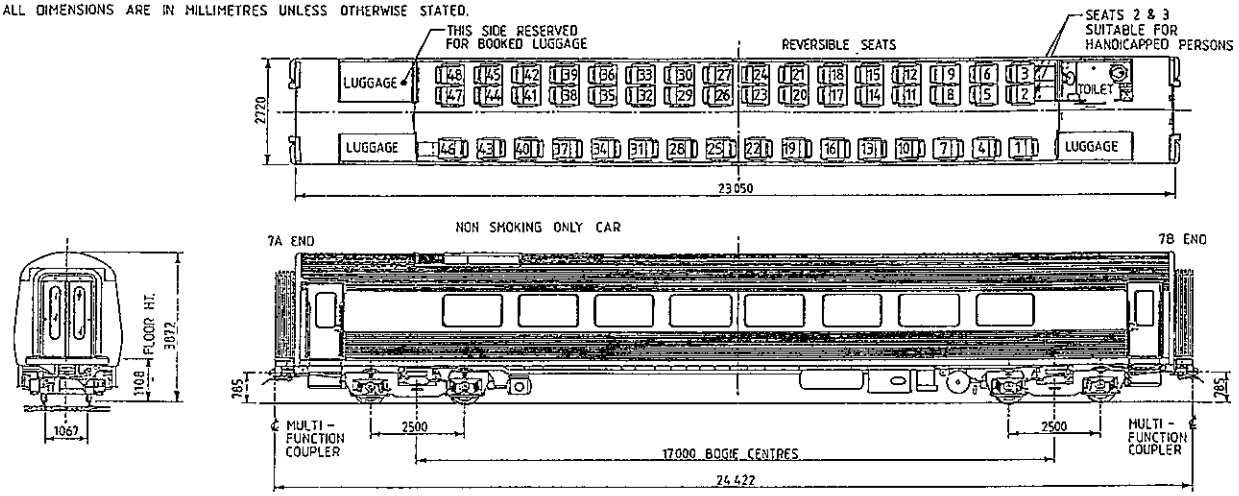

BODY & BOGIES	ASEA / WALKERS	WHEEL DIAMETER (NEW)	840 mm	NUMBER OF SEATED PASSENGERS	48
BODY BRAKE EQUIPMENT	DAVIES & METCALFE	DESIGN STATIC DRAFT LOAD	900 kN	REFRIGERATION CAPACITY A.C.	25 kW
BOGIE BRAKE EQUIPMENT	SAB / BSI	COMPRESSIVE END LOAD	1800 kN	RUNNING NUMBERS	7151 to 7154
AIR CONDITIONERS	STONE McCOLL	MAX. SPEED	120 kmph	TOILET	CHEMICAL RETENTION
DYNAMIC BRAKE	CUTLER HAMMER	TARE WEIGHT	34 t	LENGTH UNIT	48

QUEENSLAND RAILWAYS
C.M.E. BRANCH, BRISBANE

INTERCITY EXPRESS ELECTRIC MULTIPLE UNIT
"SPIRIT OF CAPRICORN"
TRAILER CAR — CLASS EMT

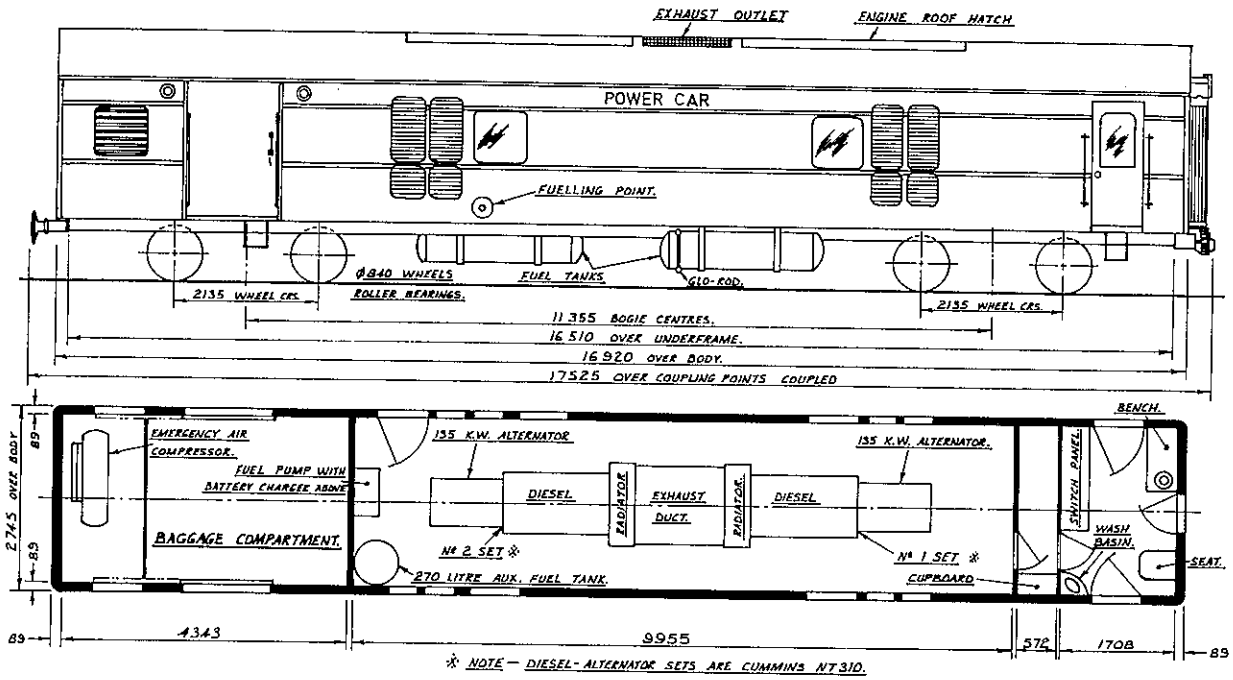

QUEENSLAND RAILWAYS
C.M.E. & W.S. BRANCH, IPSWICH.
AIR CONDITIONED TRAIN
POWER & BAGGAGE CAR
CLASS - MPC

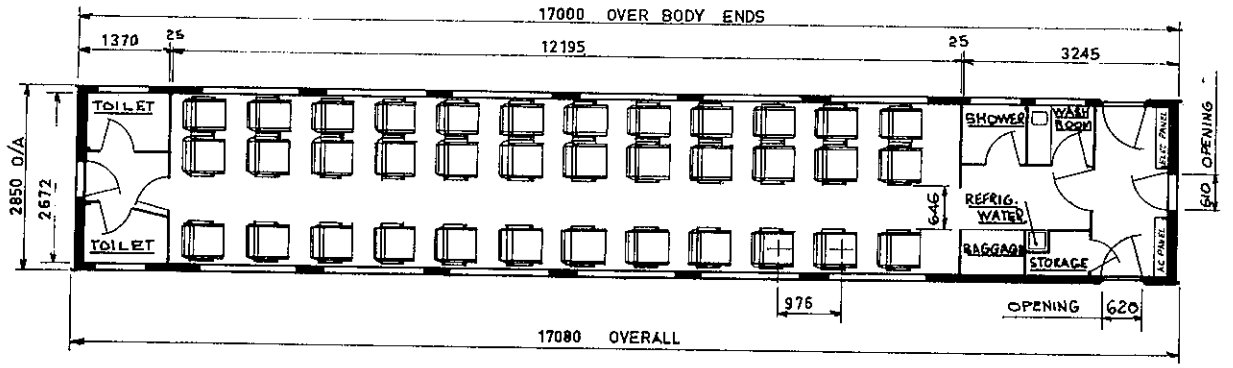

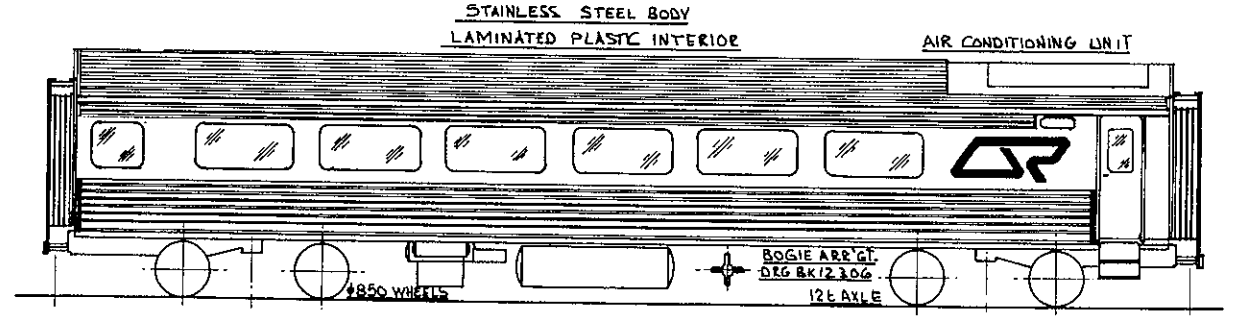

QUEENSLAND RAILWAYS
C.M.E. & W.S. BRANCH, IPSWICH.
AIR CONDITIONED TRAIN
FIRST CLASS SITTING CAR
CLASS 'LAL'

The right-hand end of LAL, LBL and LAR is leading end.

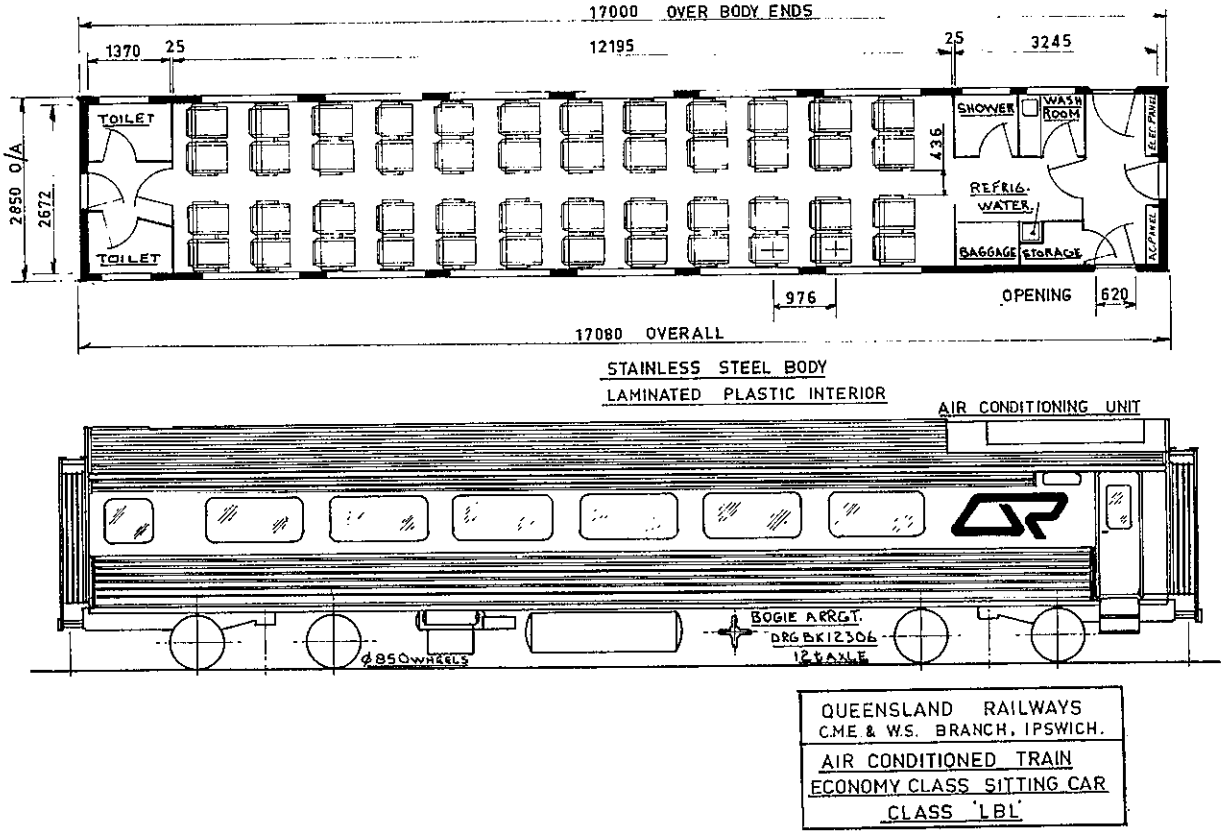

QUEENSLAND RAILWAYS
C.M.E. & W.S. BRANCH, IPSWICH.

AIR CONDITIONED TRAIN
ECONOMY CLASS SITTING CAR
CLASS 'LBL'

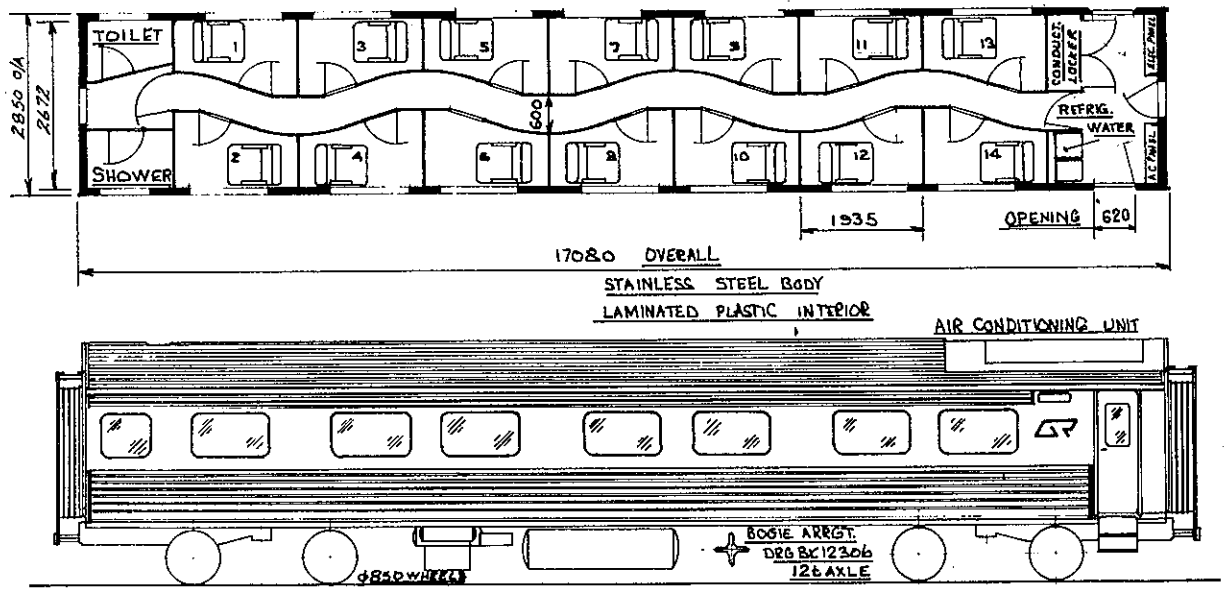

QUEENSLAND RAILWAYS
CME & WS BRANCH, IPSWICH.

AIR CONDITIONED TRAIN
ROOMETTE SLEEPING CAR
CLASS 'LAR'

The right-hand end of LAL, LBL and LAR is leading end.

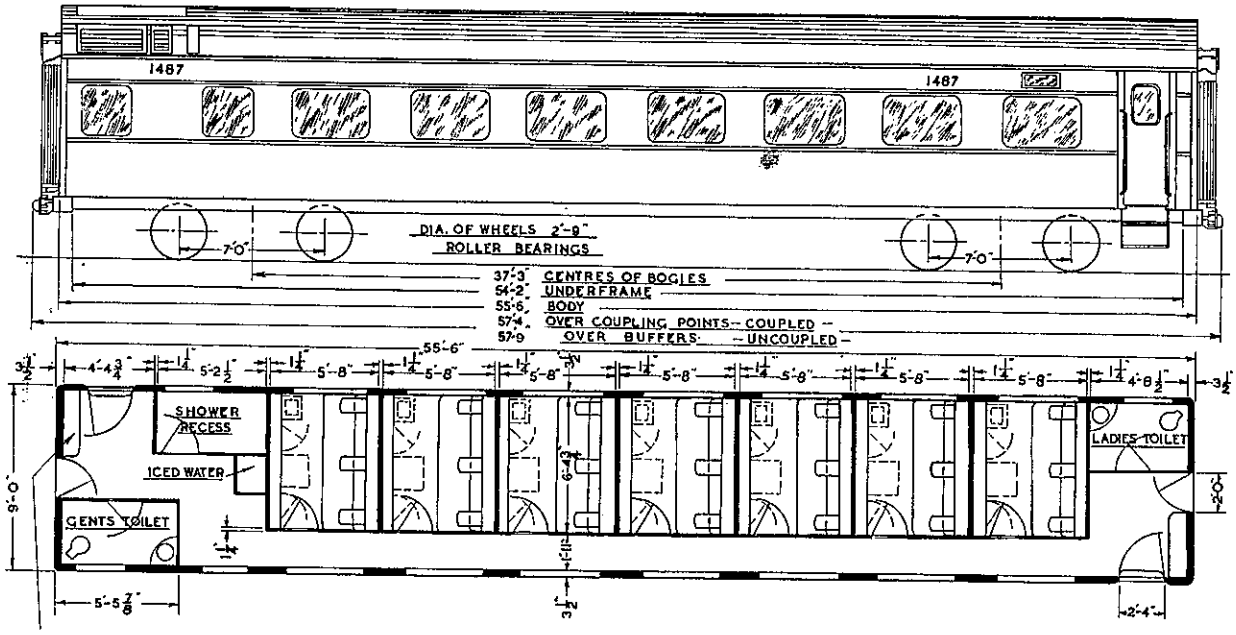

CLASSIFICATION — MAS —

QUEENSLAND RAILWAYS
MECH. ENGR'S. BRANCH IPSWICH
AIR-CONDITIONED TRAIN
(COM. ENG. CONSTRUCTION)
FIRST CLASS SLEEPING CAR

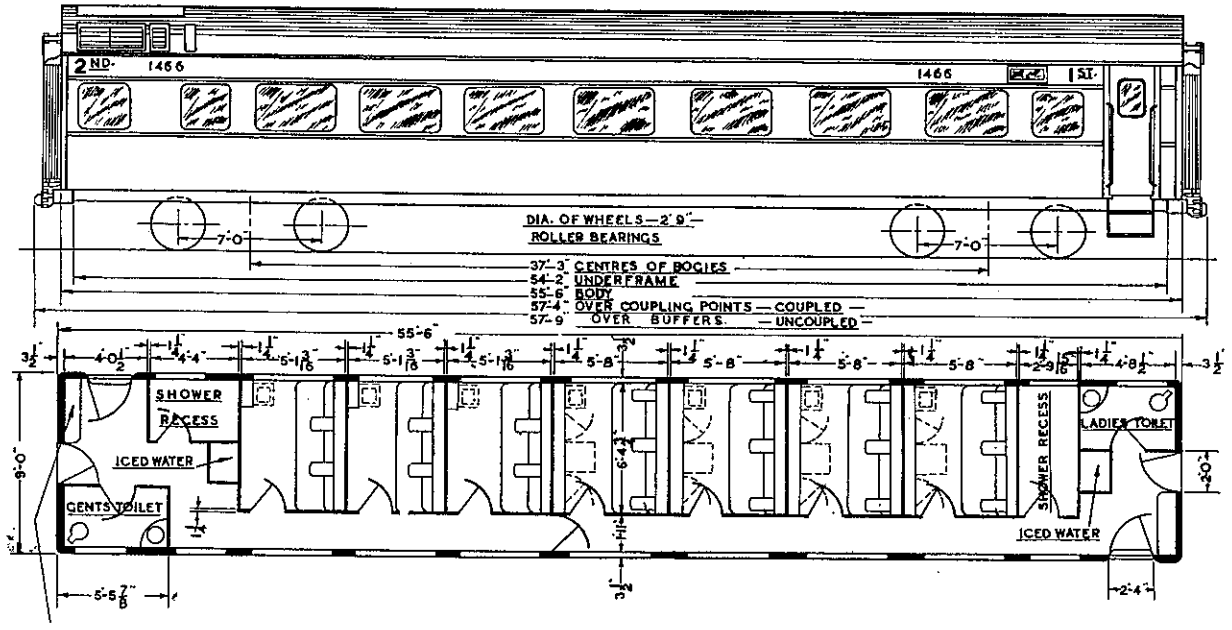

CLASSIFICATION — M C S —

QUEENSLAND RAILWAYS
MECH. ENGR'S. BRANCH IPSWICH
AIR-CONDITIONED TRAIN
(COM. ENG. CONSTRUCTION)
COMPOSITE SLEEPING CAR

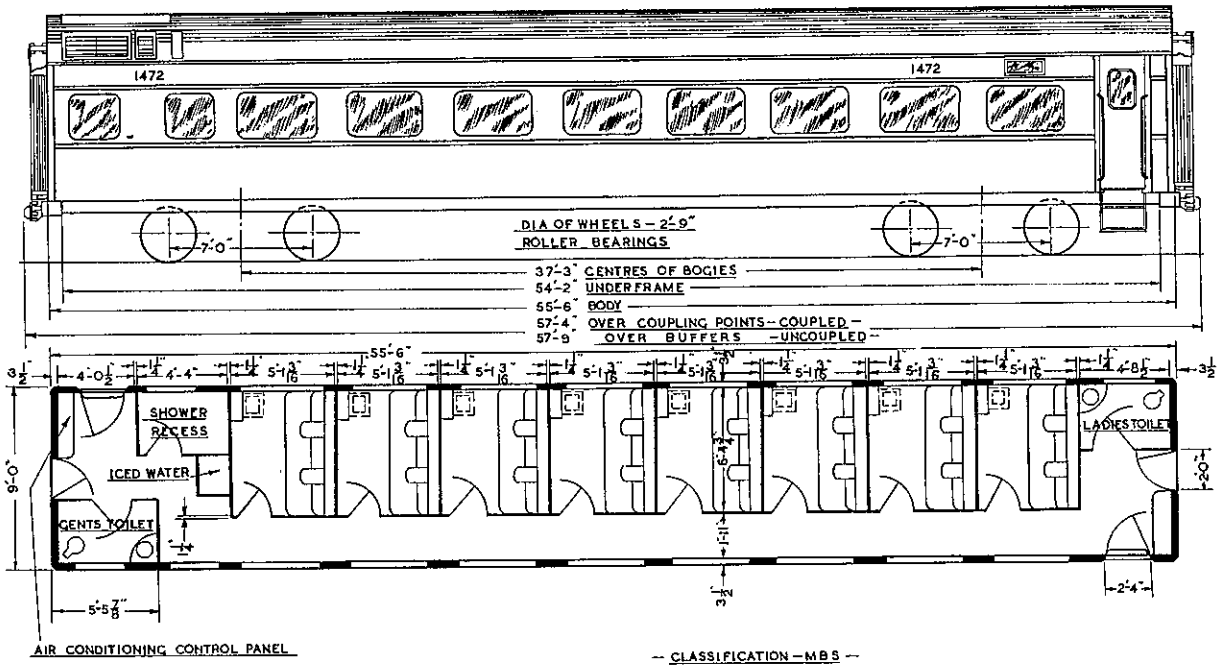

– CLASSIFICATION – MBS –

QUEENSLAND RAILWAYS
MECH. ENGR'S. BRANCH IPSWICH
AIR-CONDITIONED TRAIN
(COM. ENG. CONSTRUCTION)
SECOND CLASS SLEEPING CAR

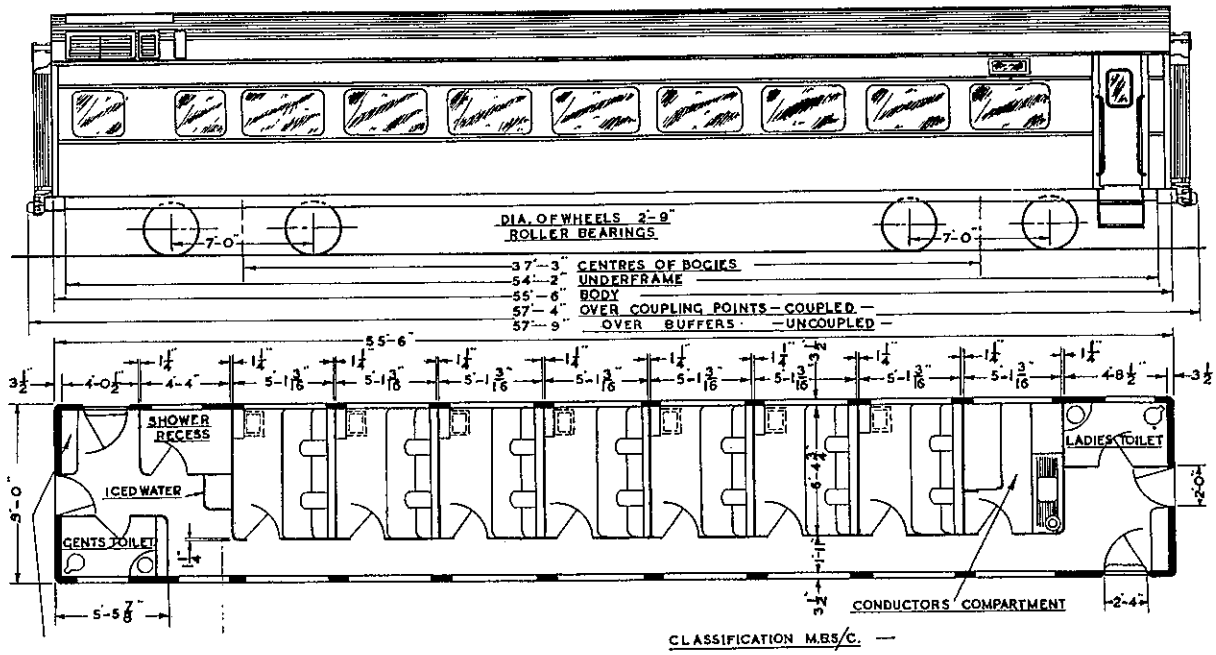

CLASSIFICATION M.B.S/C. –

QUEENSLAND RAILWAYS
MECH. ENGR'S. BRANCH IPSWICH
AIR-CONDITIONED TRAIN
(COM. ENG. CONSTRUCTION)
SECOND CLASS SLEEPING CAR
WITH CONDUCTOR'S COMP'T.

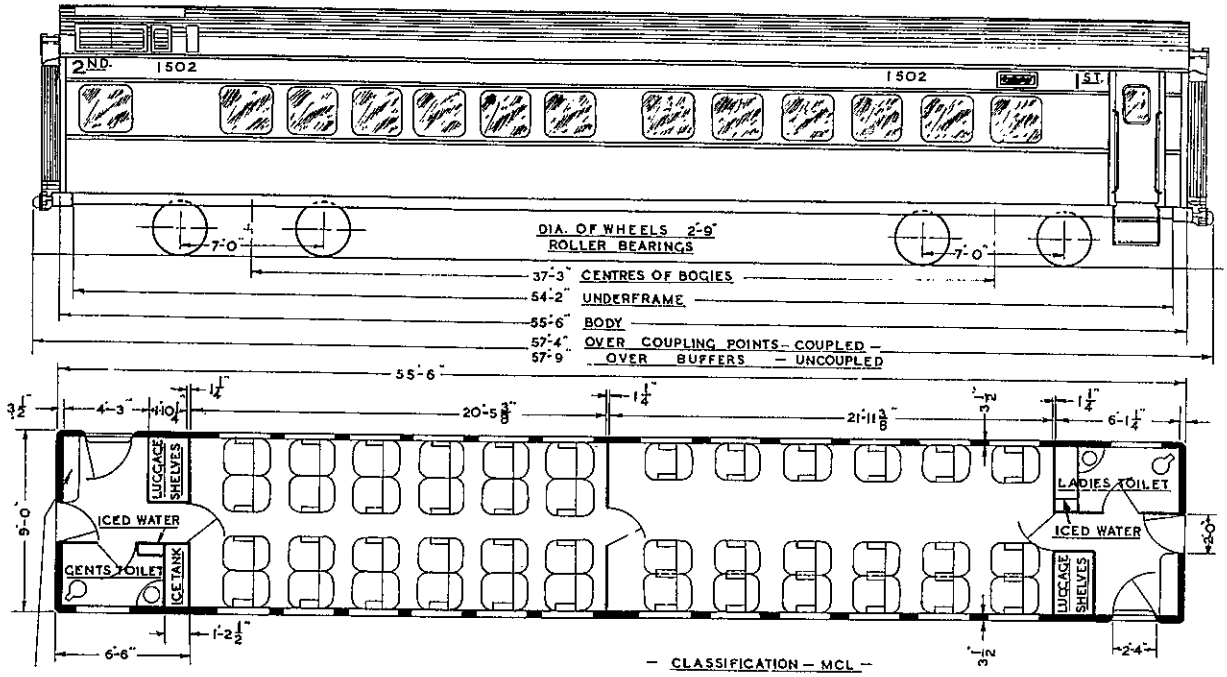

— CLASSIFICATION — MCL —

QUEENSLAND RAILWAYS
MECH. ENGR'S. BRANCH IPSWICH
AIR-CONDITIONED TRAIN
(COM. ENG. CONSTRUCTION)
COMPOSITE SITTING CAR

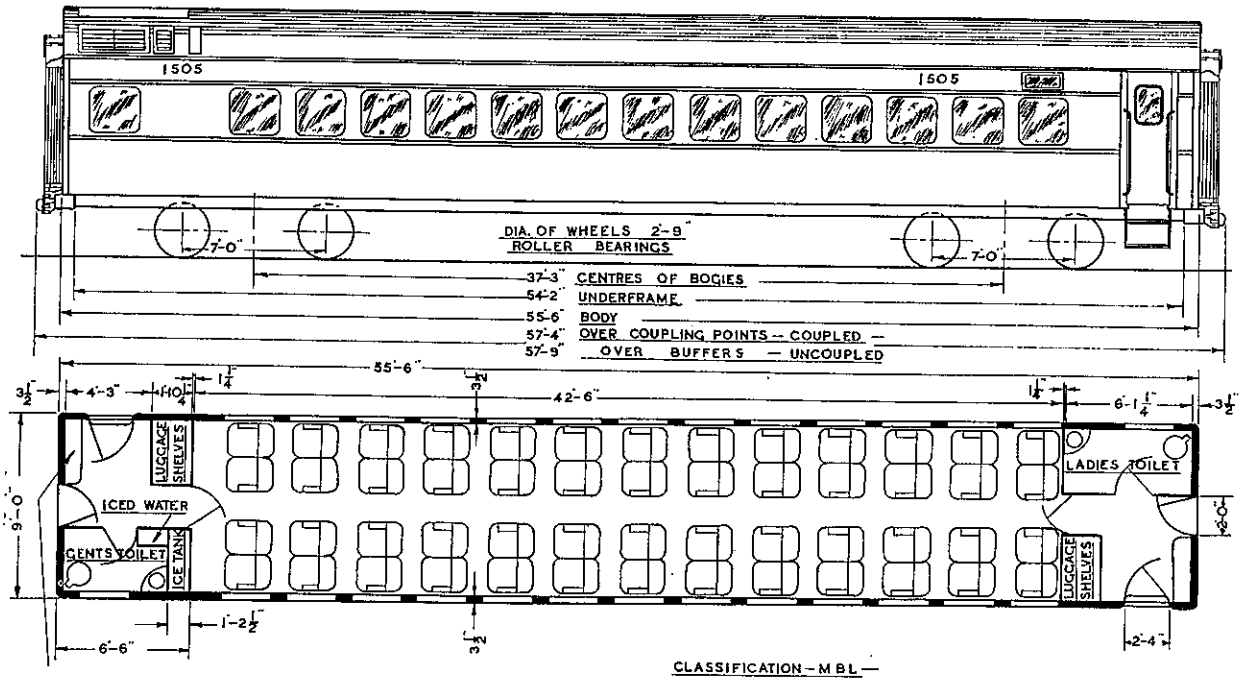

CLASSIFICATION — M B L —

QUEENSLAND RAILWAYS
MECH. ENGR'S. BRANCH IPSWICH
AIR-CONDITIONED TRAIN
(COM. ENG. CONSTRUCTION)
SECOND CLASS SITTING CAR

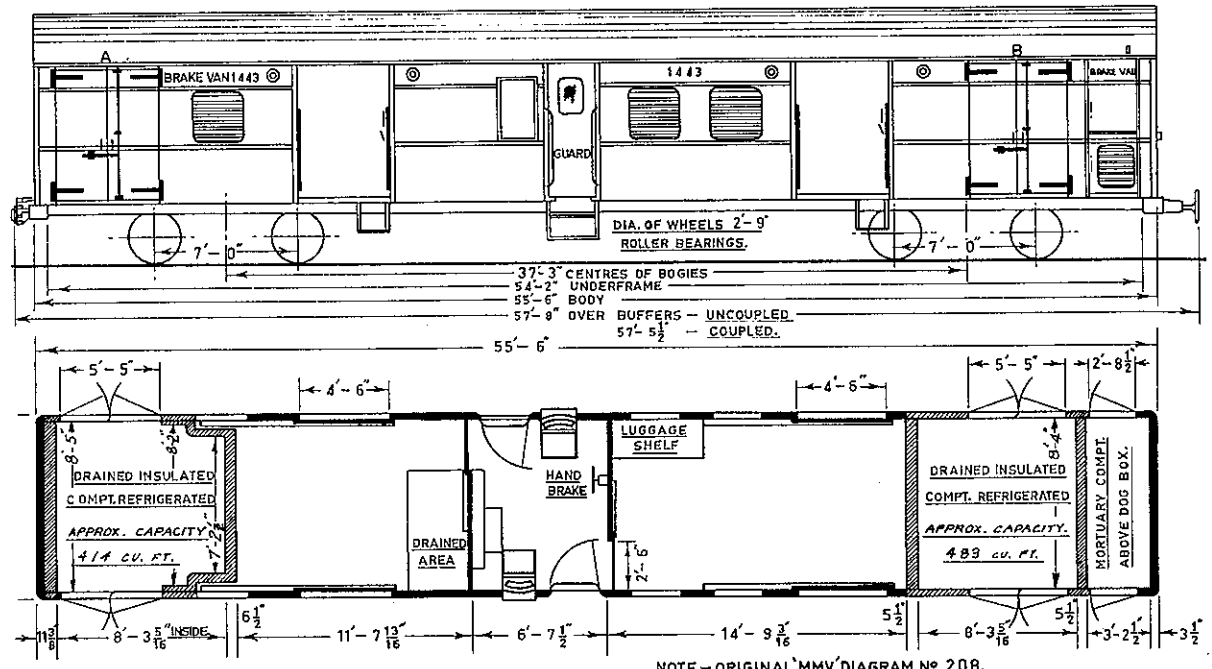

NOTE — ORIGINAL 'MMV' DIAGRAM № 208.

QUEENSLAND RAILWAYS
MECH. ENGINEER'S BRANCH-IPSWICH.

AIR CONDITIONED TRAIN
BRAKE VAN — CLASS 'MMV'
(TWO REFRIG. COMPT'S)

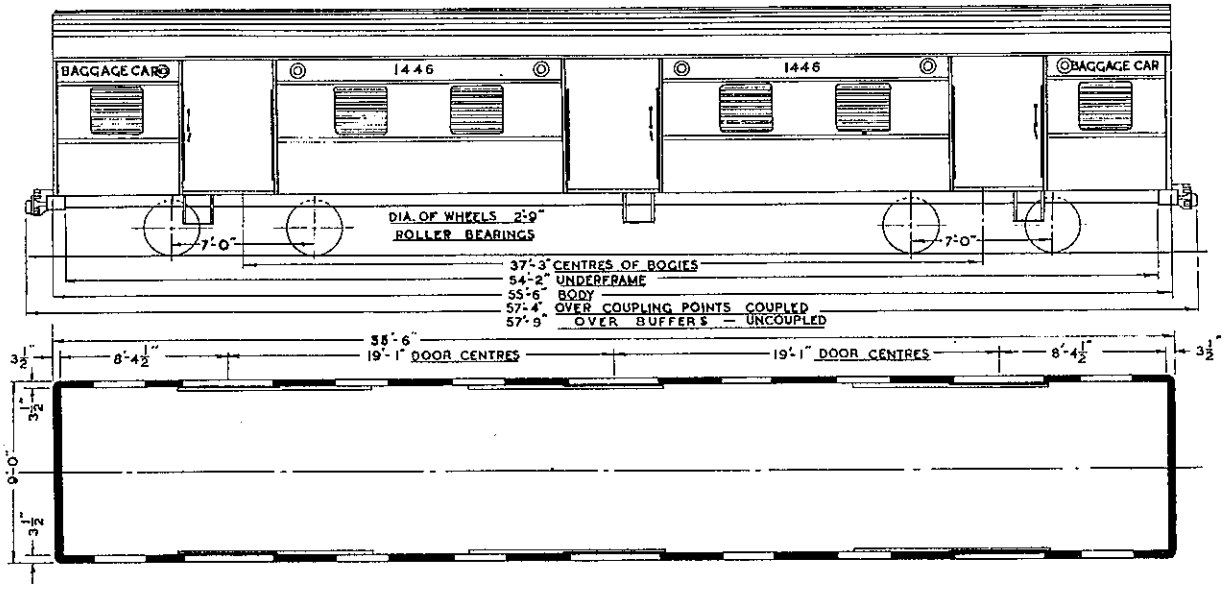

— CLASSIFICATION — MBC —

— QUEENSLAND RAILWAYS —
MECH. ENGR'S. BRANCH IPSWICH.

AIR-CONDITIONED TRAIN
(COM. ENG. CONSTRUCTION)

— BAGGAGE CAR —

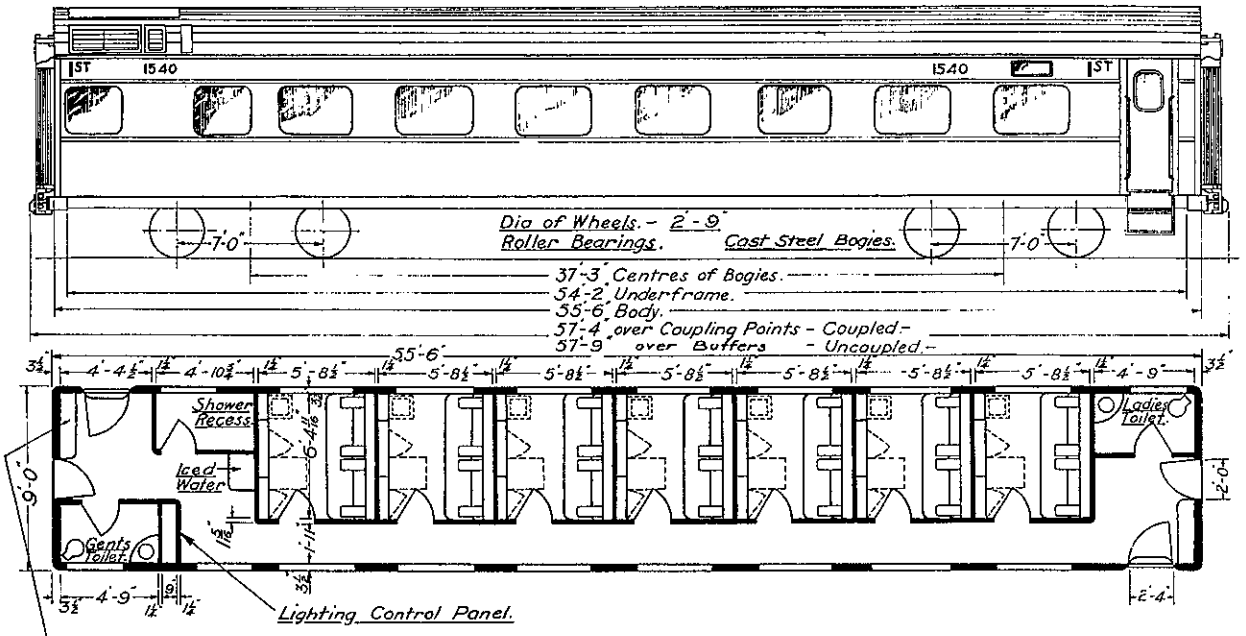

Classification MAS.

QUEENSLAND RAILWAYS
Mech. Engineer's Branch Ipswich.
AIR-CONDITIONED TRAIN
-Q.G.R.- CONSTRUCTION
FIRST CLASS SLEEPING CAR

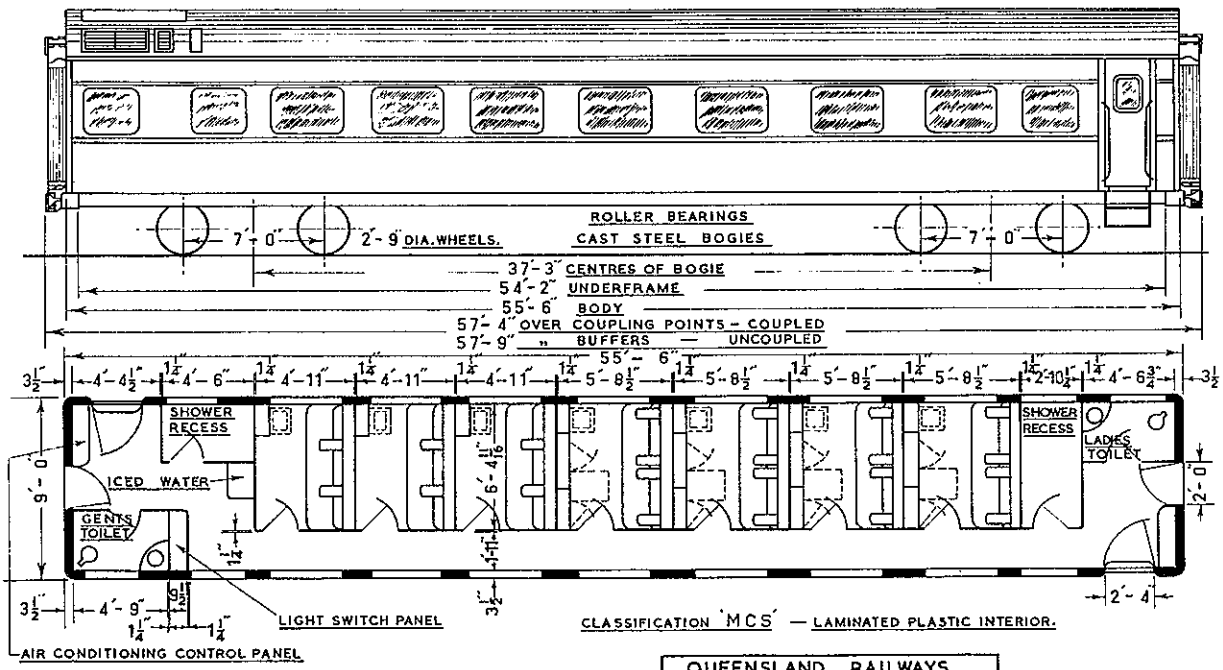

CLASSIFICATION 'MCS' — LAMINATED PLASTIC INTERIOR.

QUEENSLAND RAILWAYS
MECH. ENGINEER'S BRANCH - IPSWICH.
AIR CONDITIONED TRAIN
Q.G.R. CONSTRUCTION
COMPOSITE SLEEPING CAR

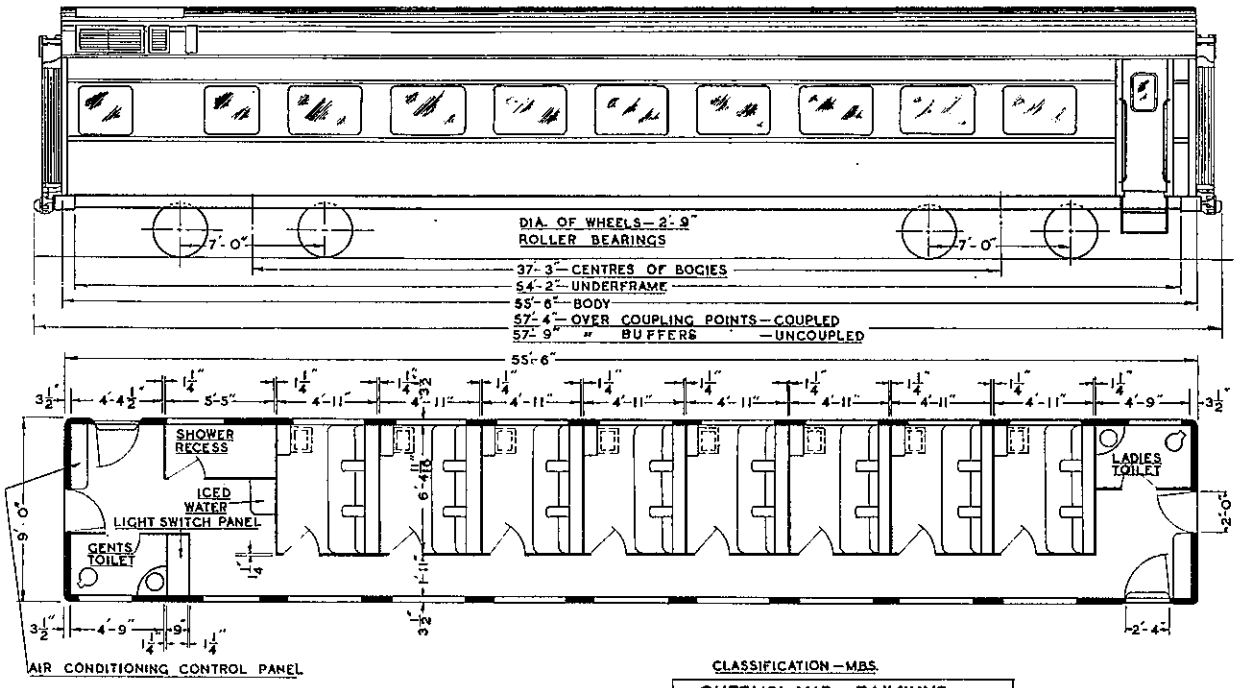

CLASSIFICATION—MBS.

QUEENSLAND RAILWAYS
MECH. ENGR'S. BRANCH IPSWICH
AIR CONDITIONED TRAIN
Q.G.R. CONSTRUCTION
SECOND CLASS SLEEPING CAR

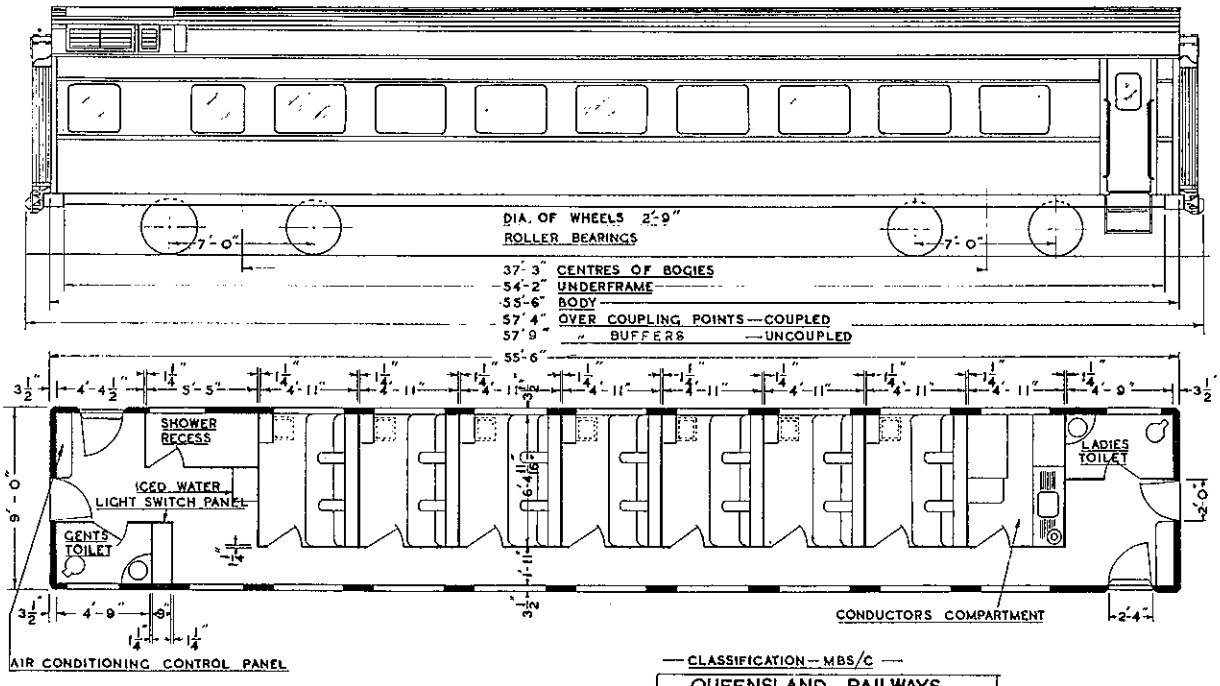

—CLASSIFICATION—MBS/C—

QUEENSLAND RAILWAYS
MECH. ENGRS. BRANCH IPSWICH
AIR CONDITIONED TRAIN
Q.G.R. CONSTRUCTION
SECOND CLASS SLEEPING CAR
WITH CONDUCTORS COMPT.

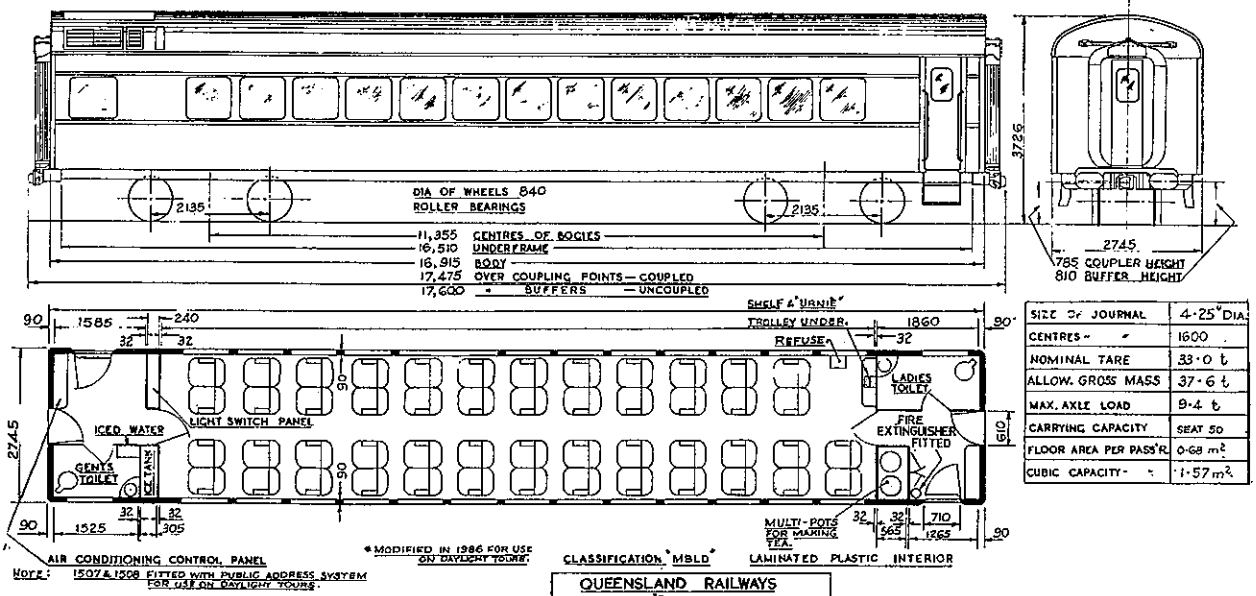

SIZE OF JOURNAL	4·25" DIA.
CENTRES " "	1600
NOMINAL TARE	33·0 t
ALLOW. GROSS MASS	37·6 t
MAX. AXLE LOAD	9·4 t
CARRYING CAPACITY	SEAT 50
FLOOR AREA PER PASS'R.	0·68 m²
CUBIC CAPACITY " "	1·57 m²

Note: 1507 & 1508 FITTED WITH PUBLIC ADDRESS SYSTEM FOR USE ON DAYLIGHT TOURS.

QUEENSLAND RAILWAYS
C.W.E.'s BRANCH IPSWICH.
AIR CONDITIONED TRAIN
ECONOMY CLASS SITTING CAR
CLASS - MBLD

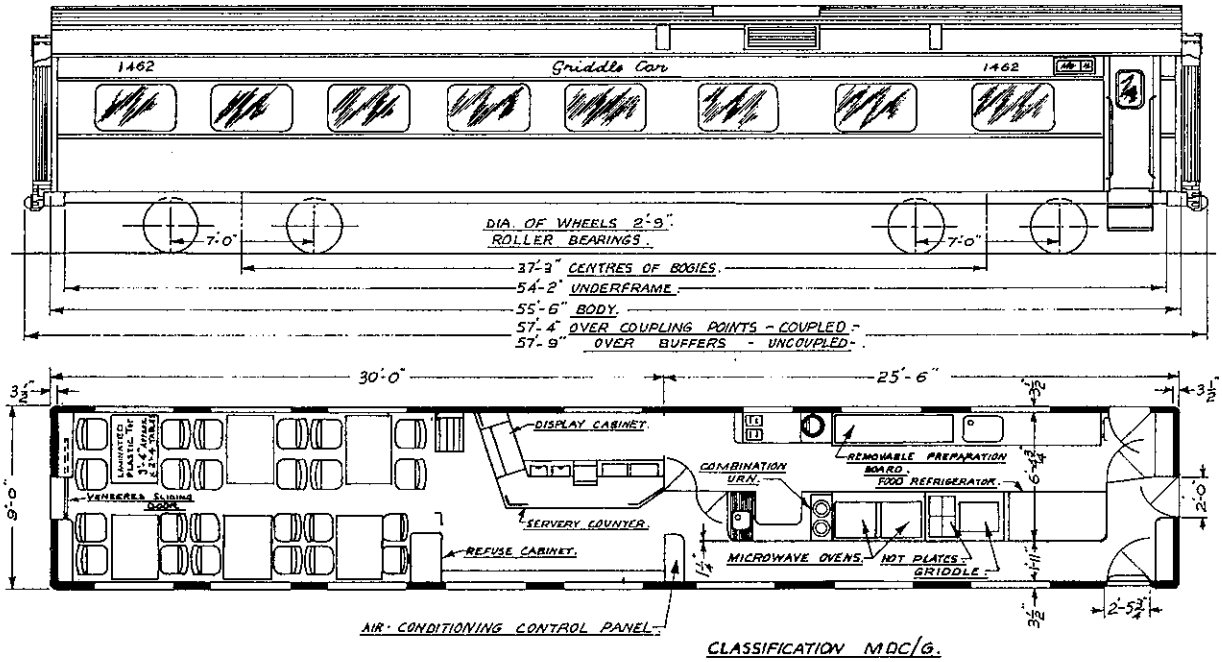

CLASSIFICATION MDC/G.

QUEENSLAND RAILWAYS
C.M.E. & W.S. BRANCH, IPSWICH.
AIR-CONDITIONED TRAIN
GRIDDLE CAR.

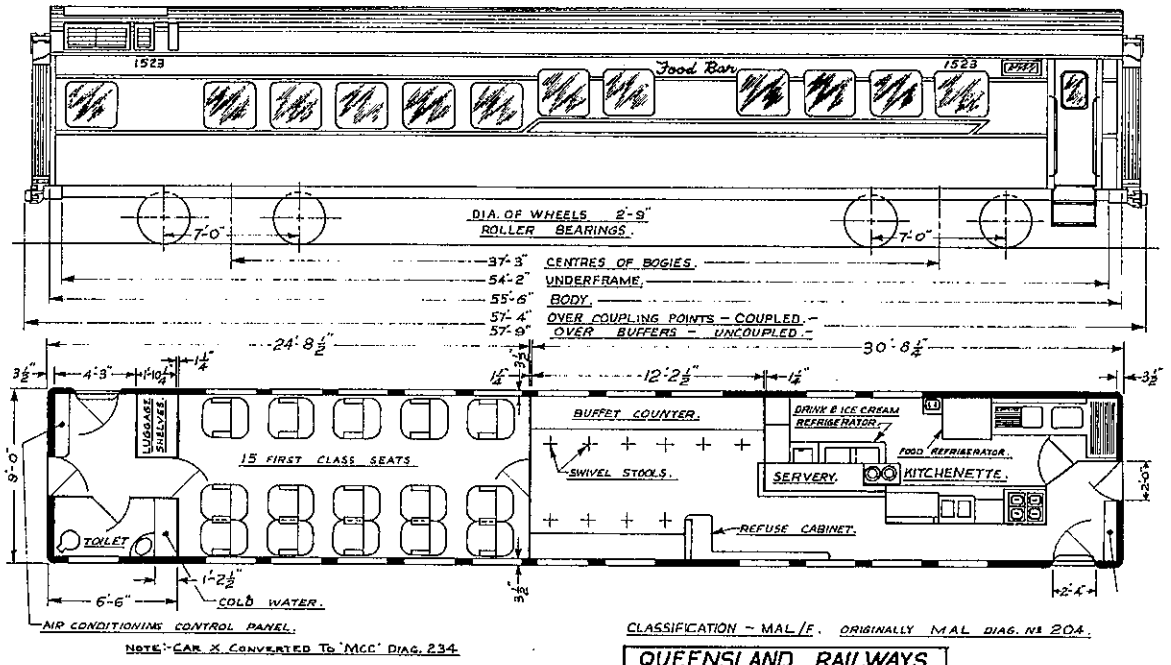

NOTE:- CAR X CONVERTED TO 'MCC' DIAG. 234

CLASSIFICATION - MAL/E. ORIGINALLY MAL DIAG. NO 204.

QUEENSLAND RAILWAYS
C.M.E. & W.S. BRANCH IPSWICH.
AIR-CONDITIONED TRAIN
FOOD BAR COACH.

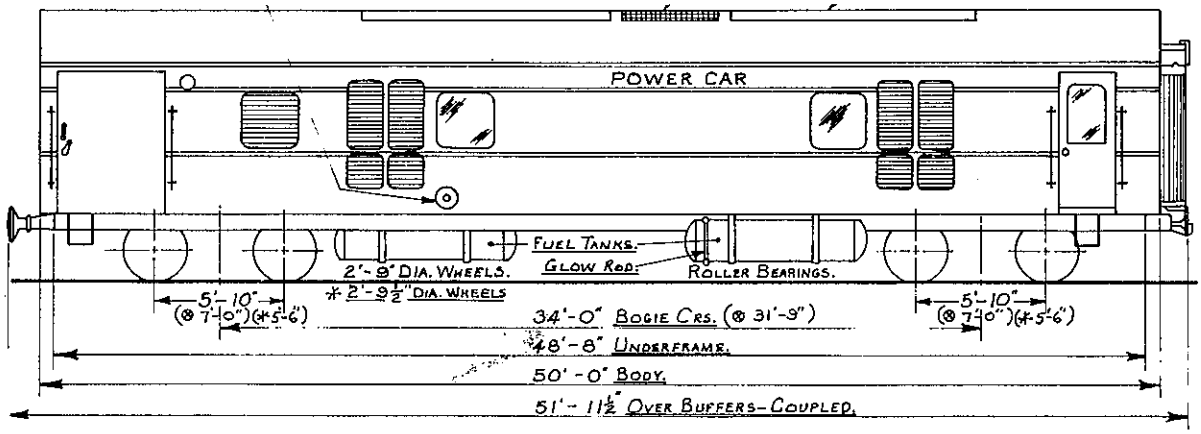

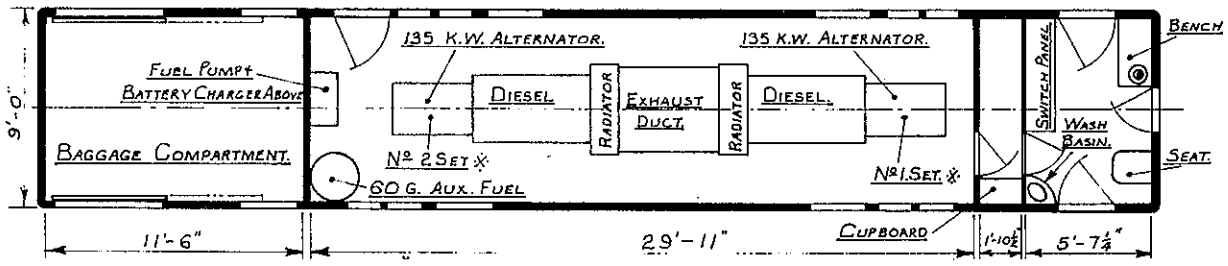

QUEENSLAND RAILWAYS
C.M.E. & W. S. BRANCH, IPSWICH
AIR CONDITIONED TRAIN
POWER & BAGGAGE CAR
CLASS 'MPC/C'

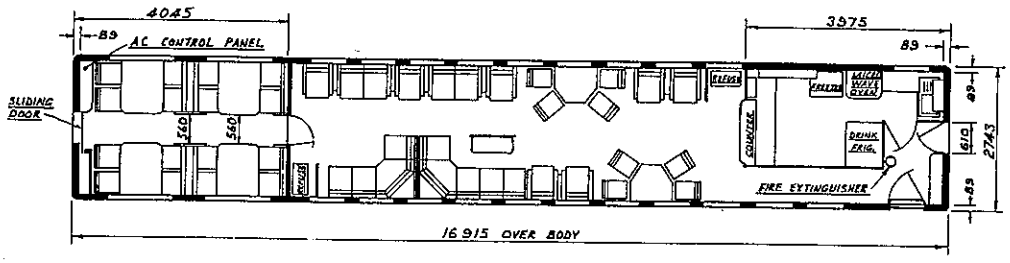

NOM. TARE	32·4 t
CARRYING CAP.	SEAT 44
GROSS MASS	37·6 t
LENGTH UNIT	3·5
DRAWGEAR CLASS	D1
ARRG'T. DRG.	
DRG. LIST	756
C.M.E.'S REF.	

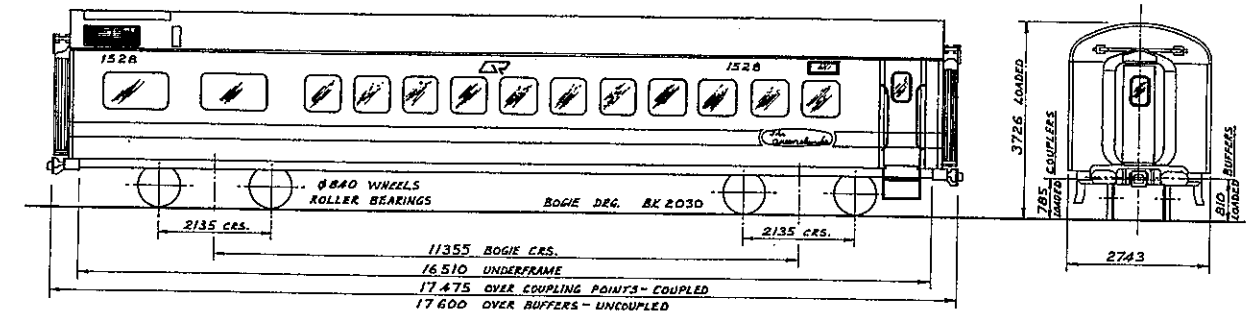

ALL DIMENSIONS ARE IN MILLIMETRES UNLESS OTHERWISE STATED.

QUEENSLAND RAILWAYS
CWE. BRANCH, IPSWICH

AIR CONDITIONED TRAIN

CLUB - DINER - CLASS MCD

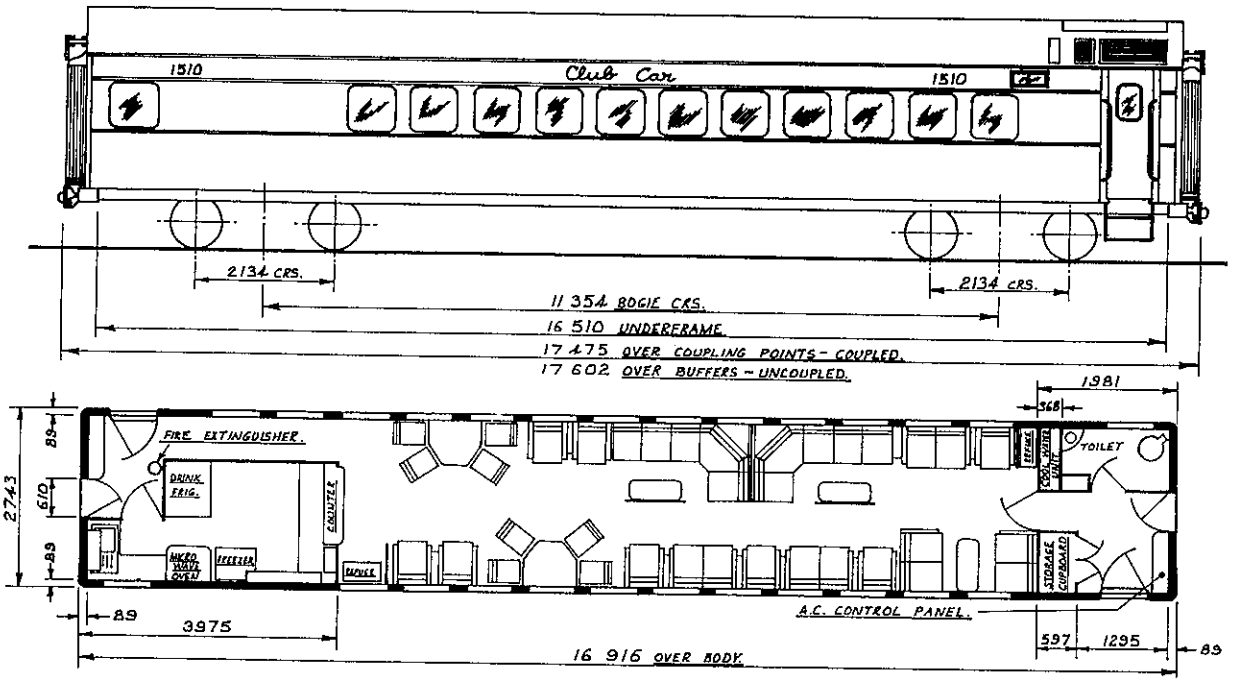

QUEENSLAND RAILWAYS.
C.M.E.& W.S. BRANCH, IPSWICH.

AIR CONDITIONED TRAIN

CLUB CAR - CLASS 'MCC'

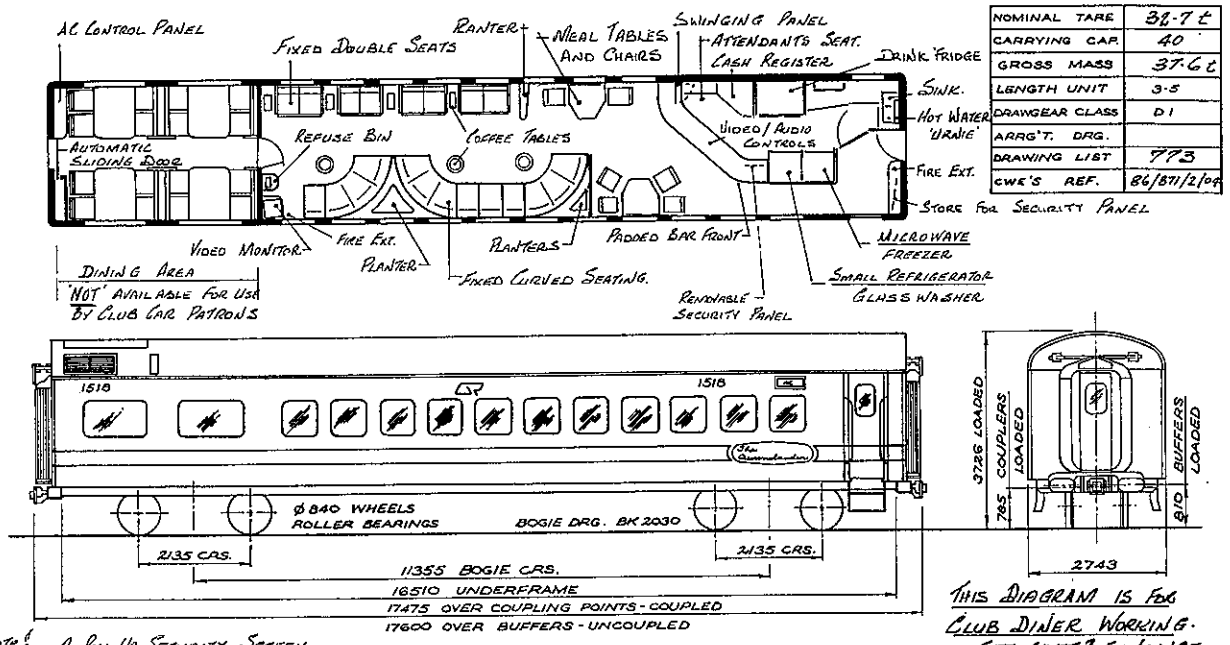

NOMINAL TARE	38·7 t
CARRYING CAP.	40
GROSS MASS	37·6 t
LENGTH UNIT	3·5
DRAWGEAR CLASS	D1
ARRG'T. DRG.	
DRAWING LIST	773
CWE'S REF.	86/871/2/04

THIS DIAGRAM IS FOR CLUB DINER WORKING. SEE SHEET 2 FOR LOUNGE

Note! A Roll Up Security Screen Is Fitted Within The Ceiling At The Bar.

ALL DIMENSIONS ARE IN MILLIMETRES UNLESS OTHERWISE STATED.

QUEENSLAND RAILWAYS
CME BRANCH. IPSWICH
THE QUEENSLANDER
CLUB DINER LOUNGE
CLASS 'MCDL'

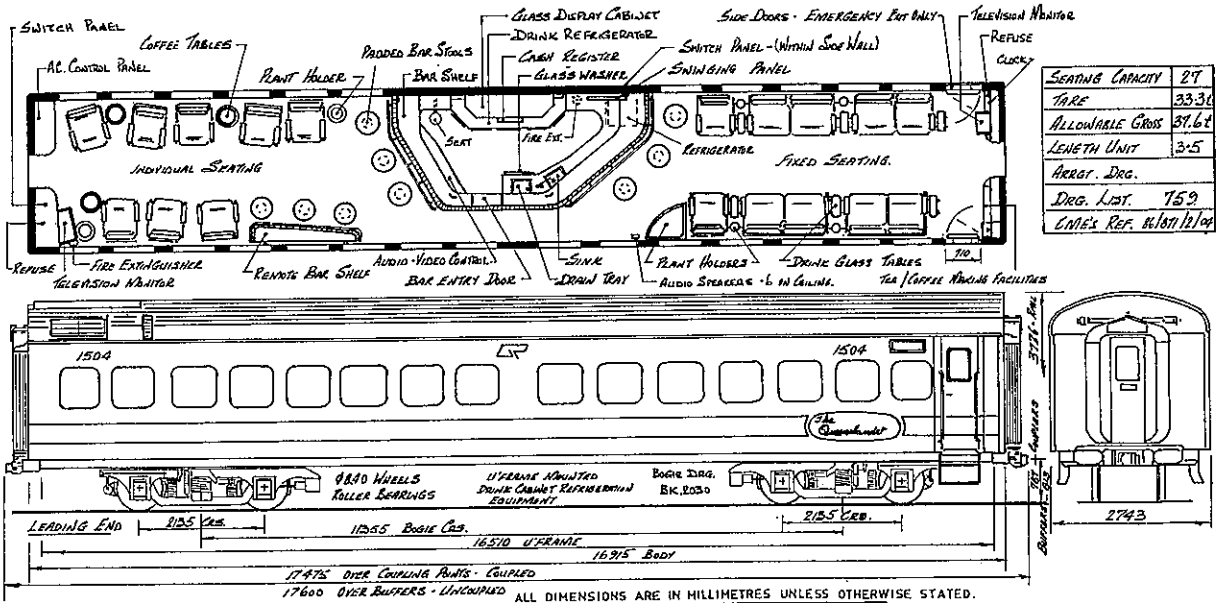

SEATING CAPACITY	29
TARE	33.3t
ALLOWABLE GROSS	37.6t
LENGTH UNIT	3·5
ARRGT. DRG.	
DRG. LIST.	759
CME'S REF.	86/871/2/04

ALL DIMENSIONS ARE IN MILLIMETRES UNLESS OTHERWISE STATED.

Note! Roll Up Security Screens Are Fitted Within The Timber Ceiling - Bar Facilities May Be Secured When Bar Is Closed.

QUEENSLAND RAILWAYS
CWE BRANCH. IPSWICH
THE QUEENSLANDER
LOUNGE CAR - CLASS 'MLC'

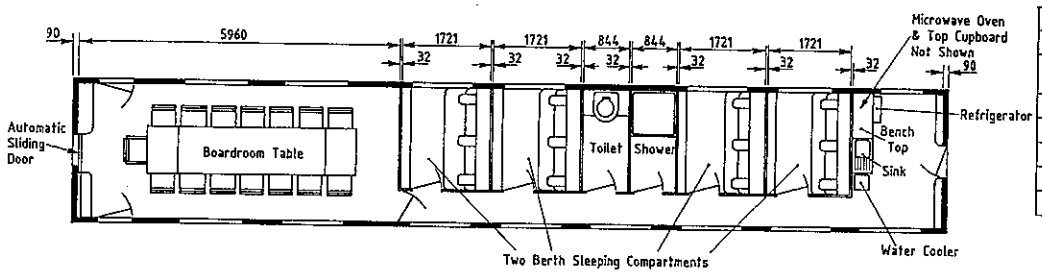

NOMINAL TARE	33·8 t
GROSS MASS	37·6 t
CARRYING CAPACITY	23 SITTING 8 SLEEPING
LENGTH UNIT	3·5
DRAWGEAR CLASS	D1
ARRANGEMENT DRG.	AO-AC.4514
DRAWING LIST	774
C.W.E.'S REFERENCE	1550/1

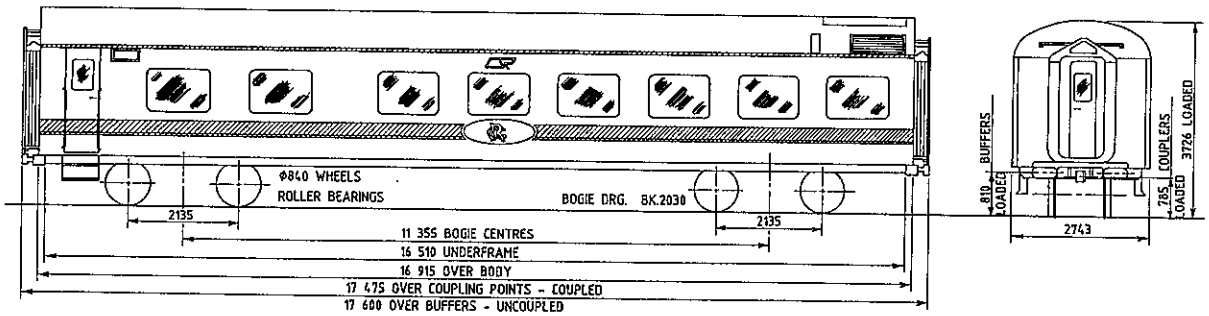

ALL DIMENSIONS ARE IN MILLIMETRES UNLESS OTHERWISE STATED.

QUEENSLAND RAILWAYS

SPECIAL BOARDROOM CAR

CLASS MSB

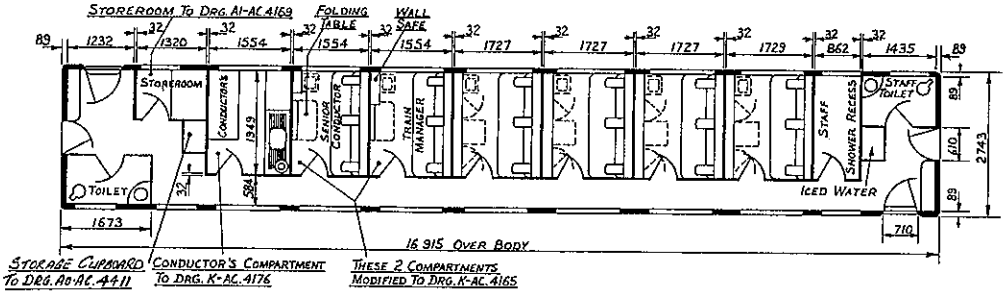

NOM. TARE	33·7 t
CARRYING CAP.	12 SLEEPING 14 SITTING
GROSS MASS	37·6 t
LENGTH UNIT	3·5
DRAWGEAR CLASS	D1
ARRG'T. DRG.	
DRG. LIST	760
C.M.E'S REF.	

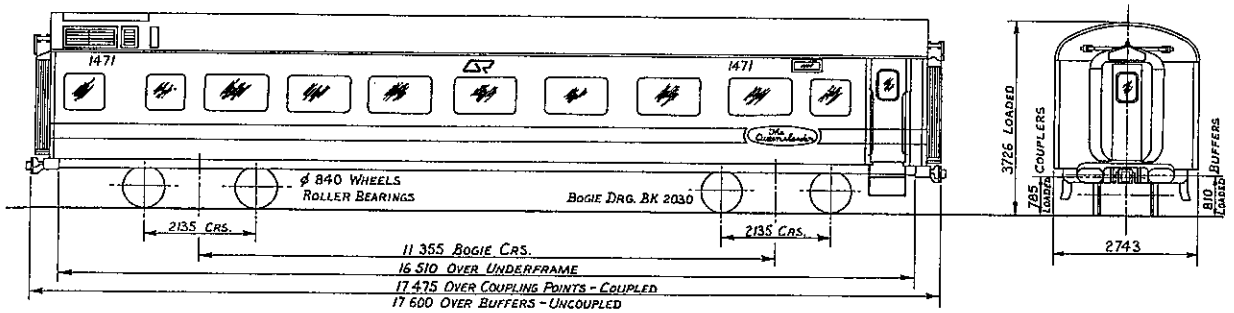

ALL DIMENSIONS ARE IN MILLIMETRES UNLESS OTHERWISE STATED.

QUEENSLAND RAILWAYS
C.W.E. BRANCH, IPSWICH.

AIR-CONDITIONED TRAIN

STAFF CAR – CLASS MSC

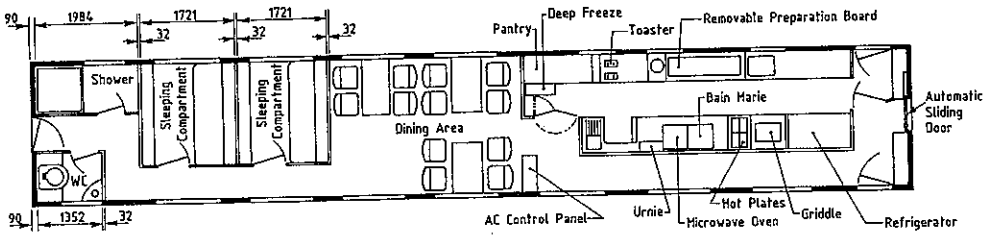

NOMINAL TARE	36·3 t
GROSS MASS	37·6 t
CARRYING CAPACITY	16 SITTING 4 SLEEPING
LENGTH UNIT	3·5
DRAWGEAR CLASS	D1
ARRANGEMENT DRG.	
DRAWING LIST	776
C.W.E.'S REFERENCE	1550/1

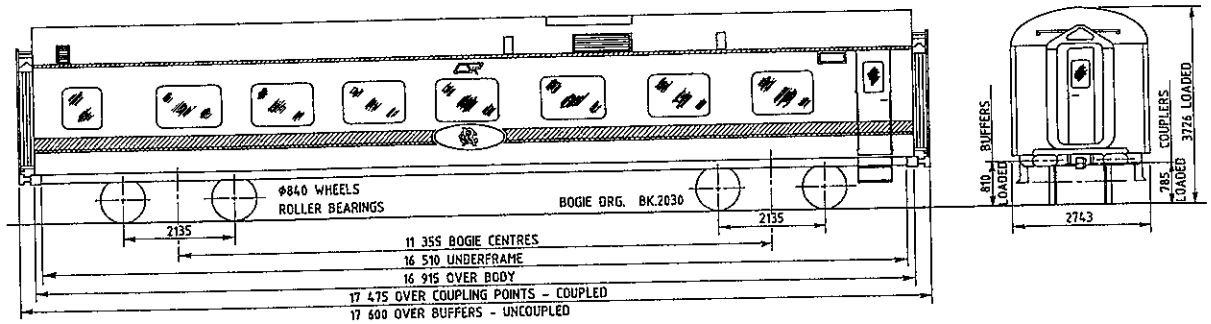

ALL DIMENSIONS ARE IN MILLIMETRES UNLESS OTHERWISE STATED.

QUEENSLAND RAILWAYS
C.W.E BRANCH. IPSWICH

SPECIAL DINING CAR
CLASS MSD

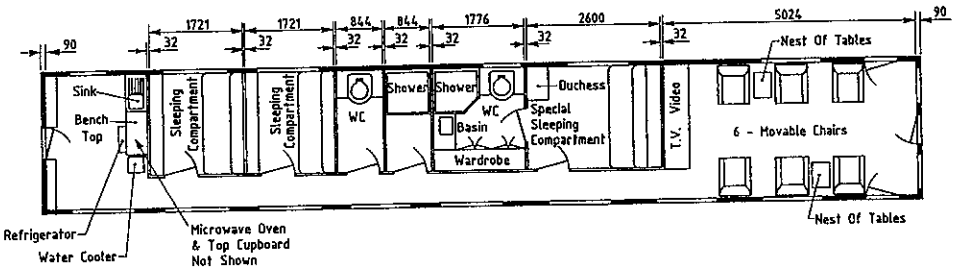

NOMINAL TARE	34·6 t
GROSS MASS	37·6 t
CARRYING CAPACITY	12 SITTING 6 SLEEPING
LENGTH UNIT	3·5
DRAWGEAR CLASS	D1
ARRANGEMENT DRG.	AO-AC.4539
DRAWING LIST	775
C.W.E.'S REFERENCE	1550/1

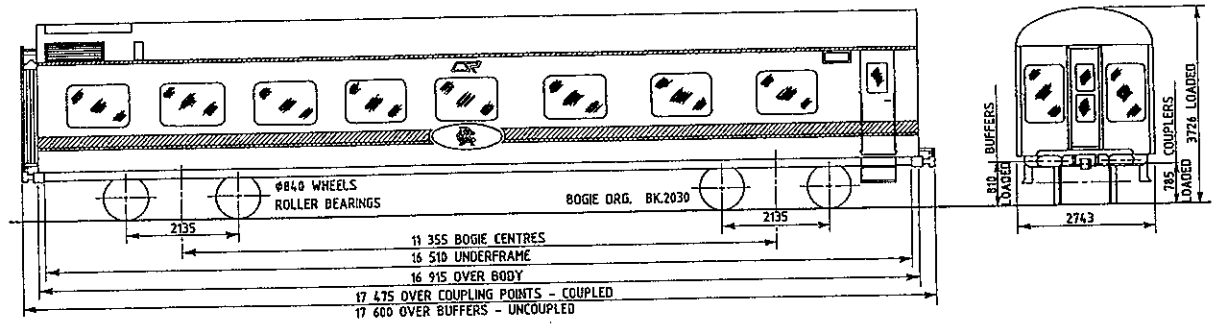

ALL DIMENSIONS ARE IN MILLIMETRES UNLESS OTHERWISE STATED.

QUEENSLAND RAILWAYS
C.W.E BRANCH. IPSWICH.

SPECIAL SLEEPING CAR
CLASS MSS

DIAGRAM MBV (MODIFIED TGV) BAGGAGE VAN DAYLIGHT TOURIST AIRCONDITIONED TRAIN

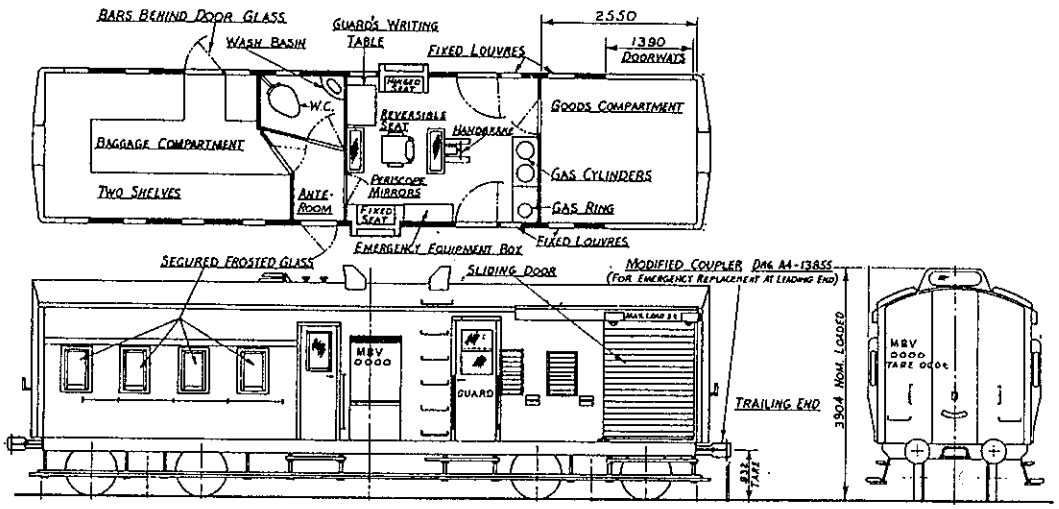

DIAGRAM MBLM (MODIFIED MAL) ECONOMY SITTER AIRCONDITIONED TRAIN

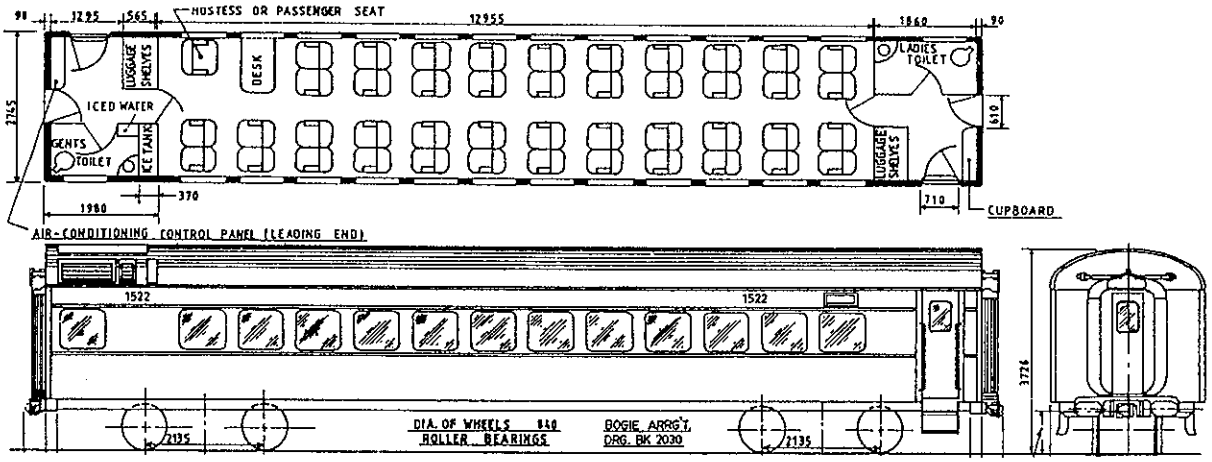

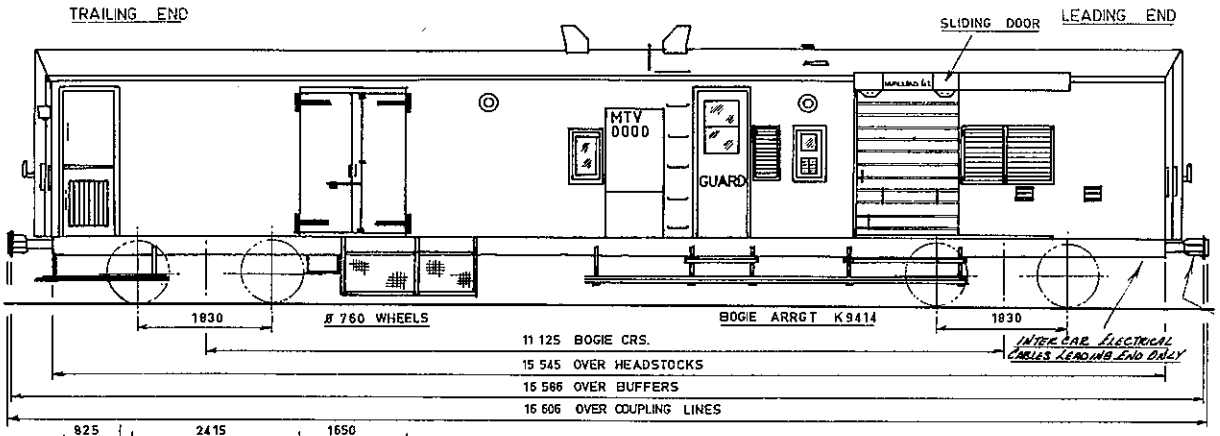

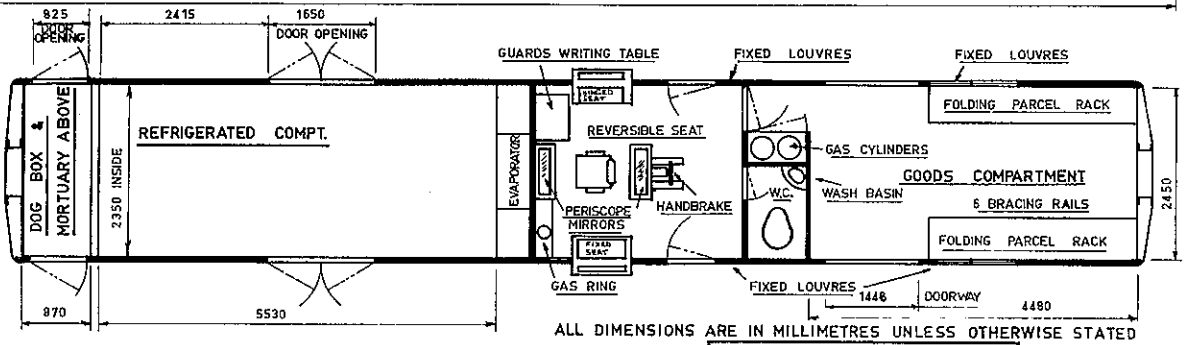

ALL DIMENSIONS ARE IN MILLIMETRES UNLESS OTHERWISE STATED

QUEENSLAND RAILWAYS
C.M.E. & W.S. BRANCH, IPSWICH.

A.C. TRAIN BRAKE VAN
CLASS —MTV—

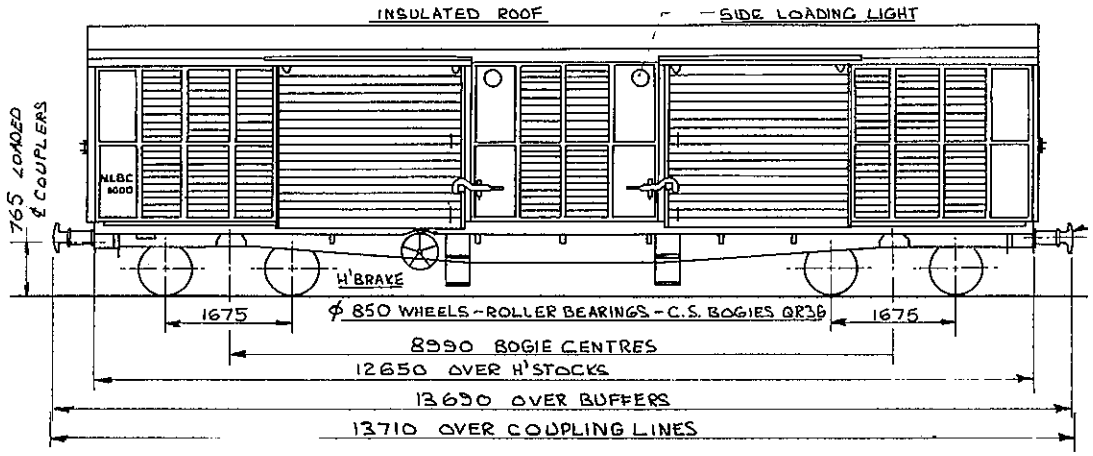

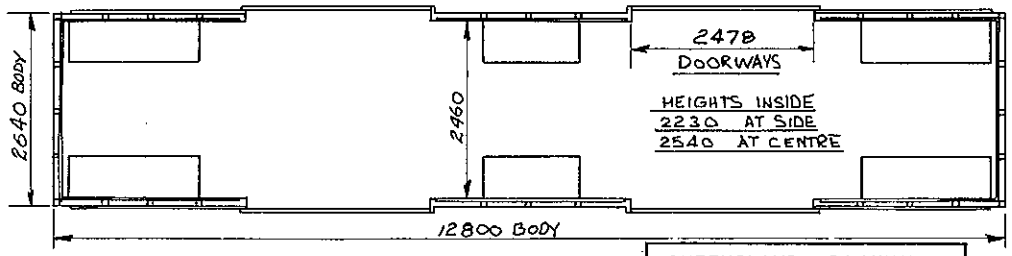

QUEENSLAND RAILWAYS
C.M.E & W.S. BRANCH, IPSWICH.

A.C. TRAIN BAGGAGE CAR
CLASS - MLBC —

DIAGRAM TGV (GOODS VAN)

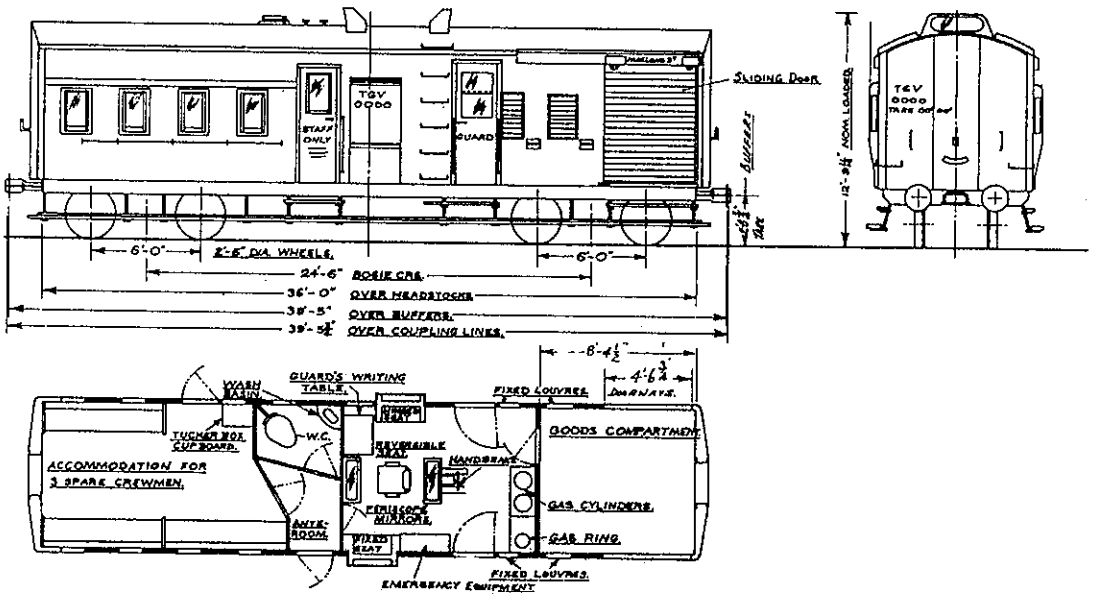

DIAGRAM TGVH (GOODS VAN)

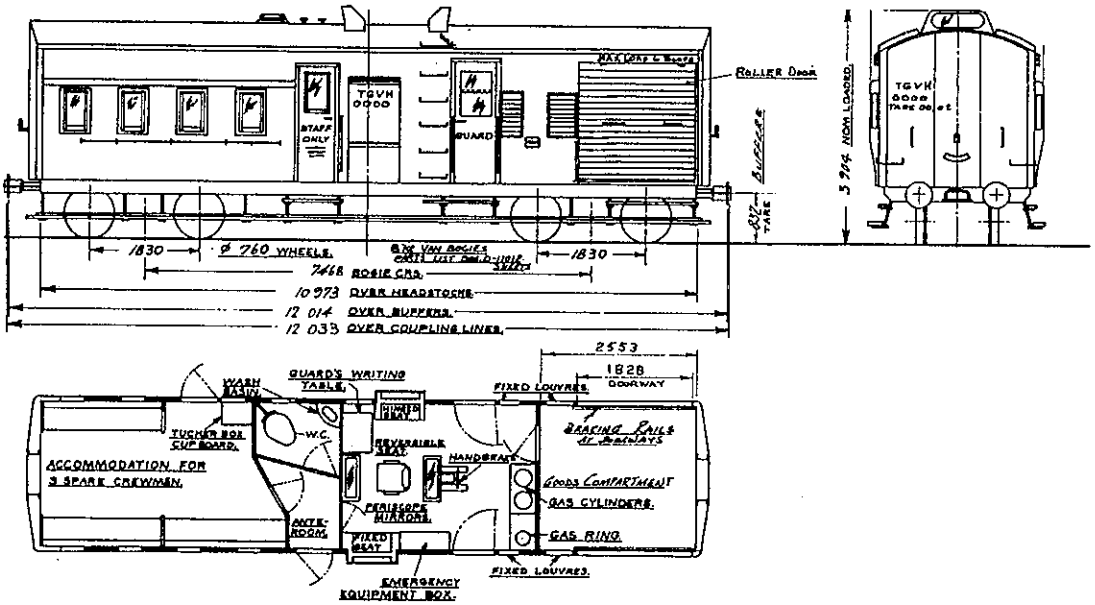

DIAGRAM TGVS (GOODS VAN)

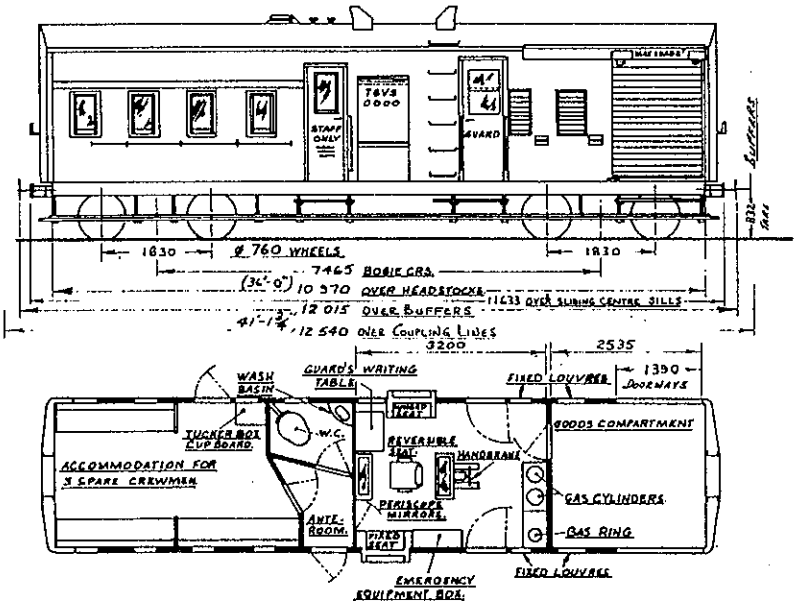

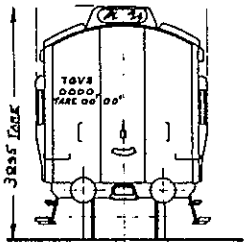

DIAGRAM TDV (GOODS VAN) DROVERS ACCOMMODATION

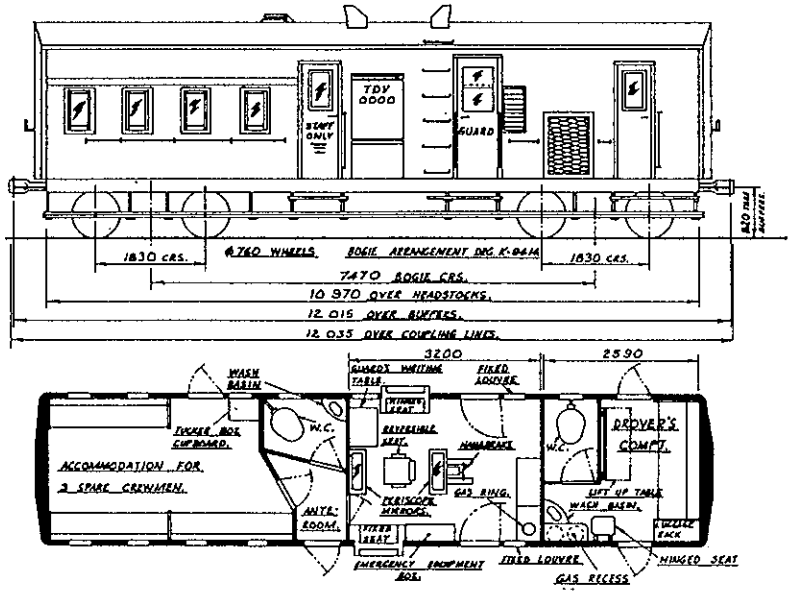

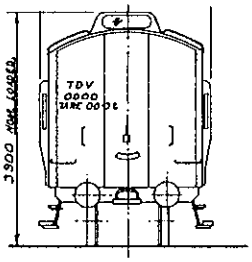

DIAGRAM TLV (GOODS AND PASSENGER VAN)

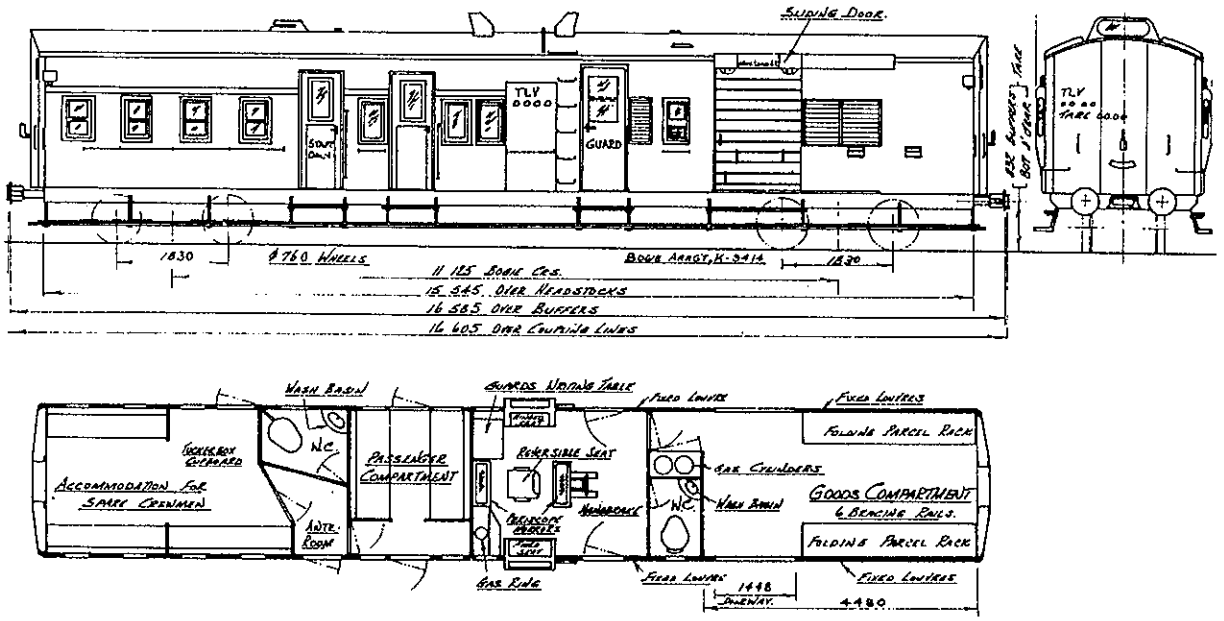

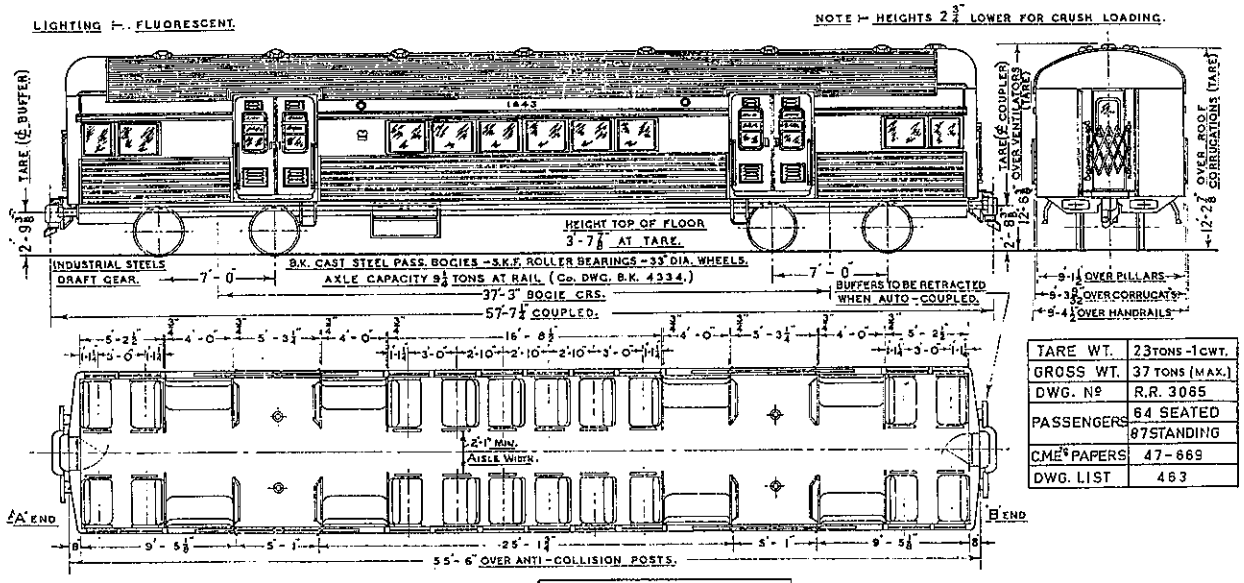

TARE WT.	23 TONS - 1 CWT.
GROSS WT.	37 TONS (MAX.)
DWG. Nº	R.R. 3085
PASSENGERS	64 SEATED
	87 STANDING
C.M.E.'S PAPERS	47-669
DWG. LIST	463

QUEENSLAND RAILWAYS
MECH. ENGINEER'S BRANCH - IPSWICH
STAINLESS STEEL SUBURBAN CAR
CLASS 'SX'

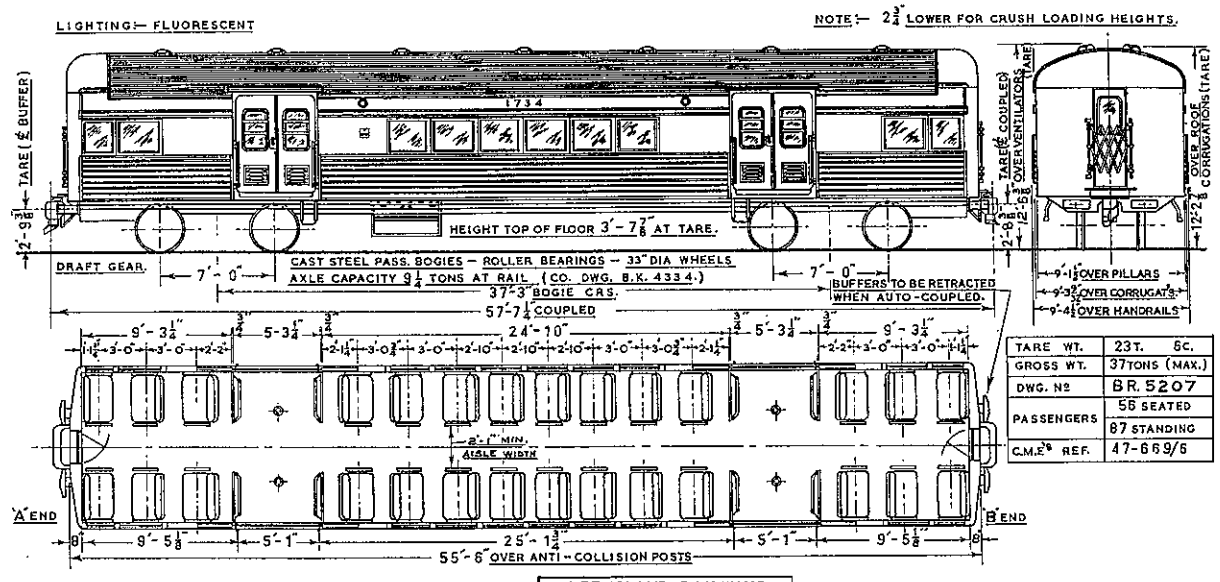

TARE WT.	23T. 6C.
GROSS WT.	37 TONS (MAX.)
DWG. Nº	BR. 5207
PASSENGERS	56 SEATED
	87 STANDING
C.M.E.'S REF.	47-669/6

QUEENSLAND RAILWAYS
MECH. ENGINEER'S BRANCH - IPSWICH.
STAINLESS STEEL SUBURBAN CAR
CLASS 'SXA'

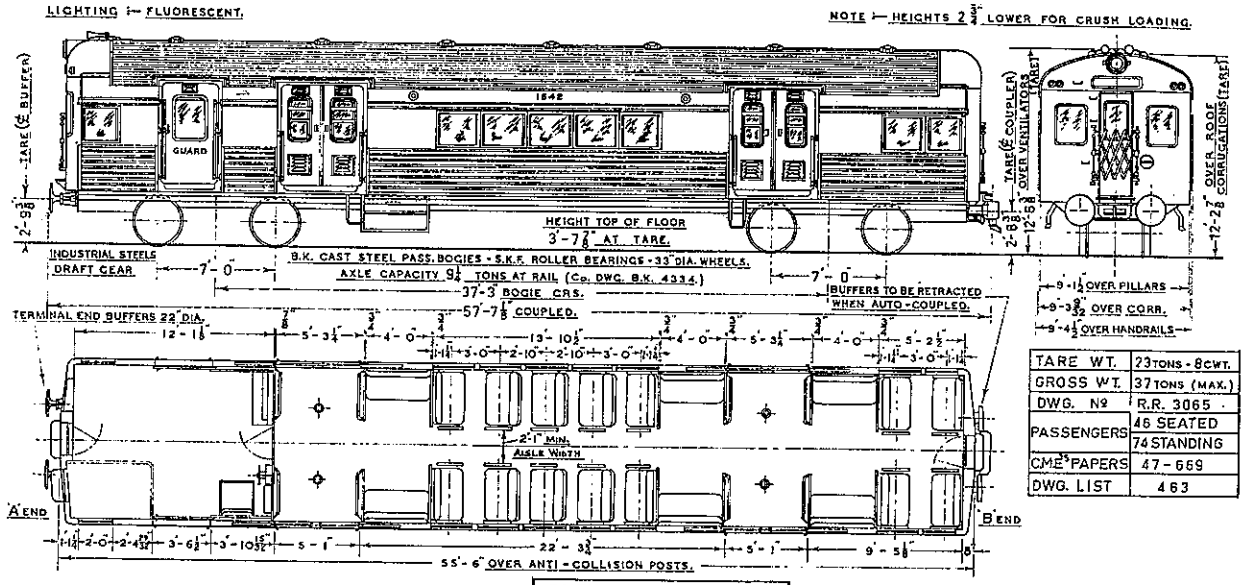

TARE WT.	23 TONS - 8 CWT.
GROSS WT.	37 TONS (MAX.)
DWG. Nº	R.R. 3065
PASSENGERS	46 SEATED
	74 STANDING
CME'S PAPERS	47-669
DWG. LIST	463

QUEENSLAND RAILWAYS
MECH. ENGINEER'S BRANCH - IPSWICH.
STAINLESS STEEL SUBURBAN CAR WITH GUARD'S COMPT.
CLASS 'SXV'

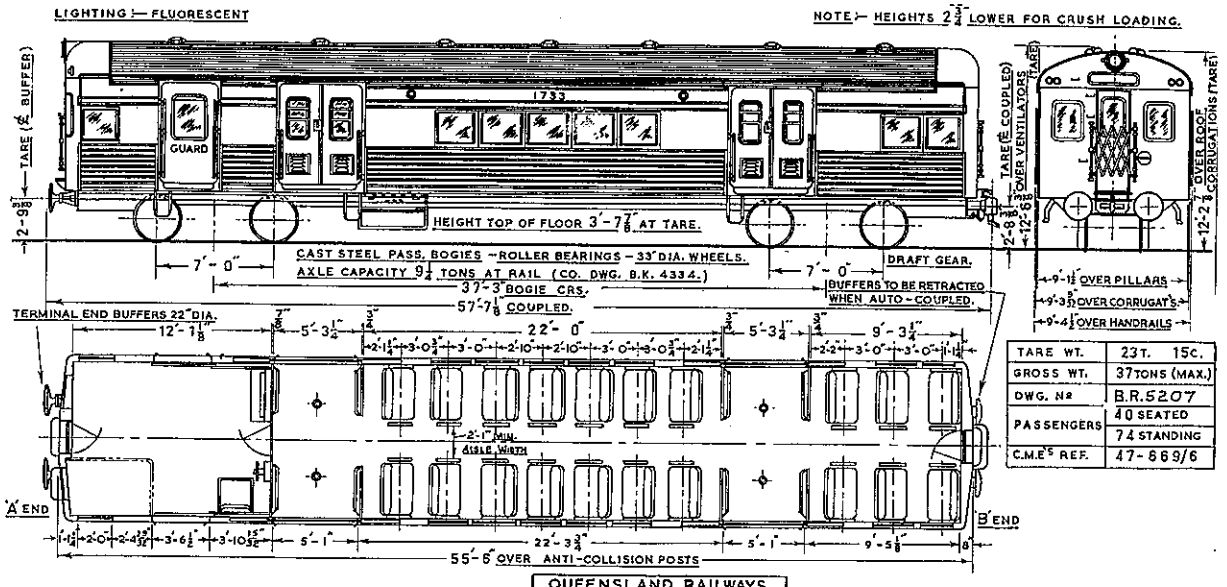

TARE WT.	23T. 15C.
GROSS WT.	37 TONS (MAX.)
DWG. Nº	B.R.5207
PASSENGERS	40 SEATED
	74 STANDING
C.M.E'S REF.	47-669/6

QUEENSLAND RAILWAYS
MECH. ENGINEER'S BRANCH - IPSWICH
STAINLESS STEEL SUBURBAN CAR WITH GUARD'S COMPARTMENT
CLASS 'SXVA'

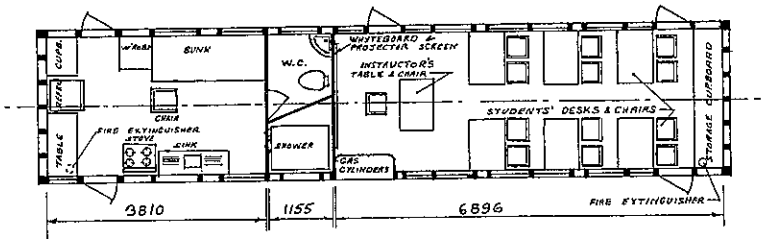

NOMINAL TARE	16 t
ALLOWABLE GROSS MASS	20·3 t
LENGTH UNIT	2·6
DRAWGEAR CLASS	D3
ARRGT. DRG.	——
DRG. LIST	——
CME'S REF.	90-160-3
SLEEPS 1 INSTRUCTOR	
SITS 12 STUDENTS	

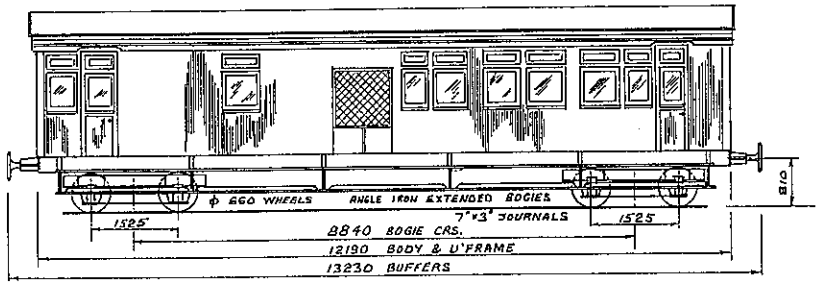

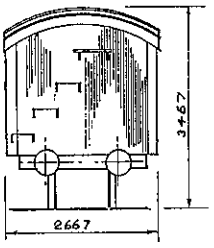

ALL DIMENSIONS ARE IN MILLIMETRES UNLESS OTHERWISE STATED.

QUEENSLAND RAIL

INSTRUCTION CAR
1065

— QUEENSLAND RAILWAYS —

HALLADE RECORDER REMOVED & STORED 6/81

IIA

Fluorescent Lights-240V. A.C.
Incandescent Lights 24V. D.C.
S - Speedometer

TELE-COMMUNICATION INSTRUCTION CAR 561

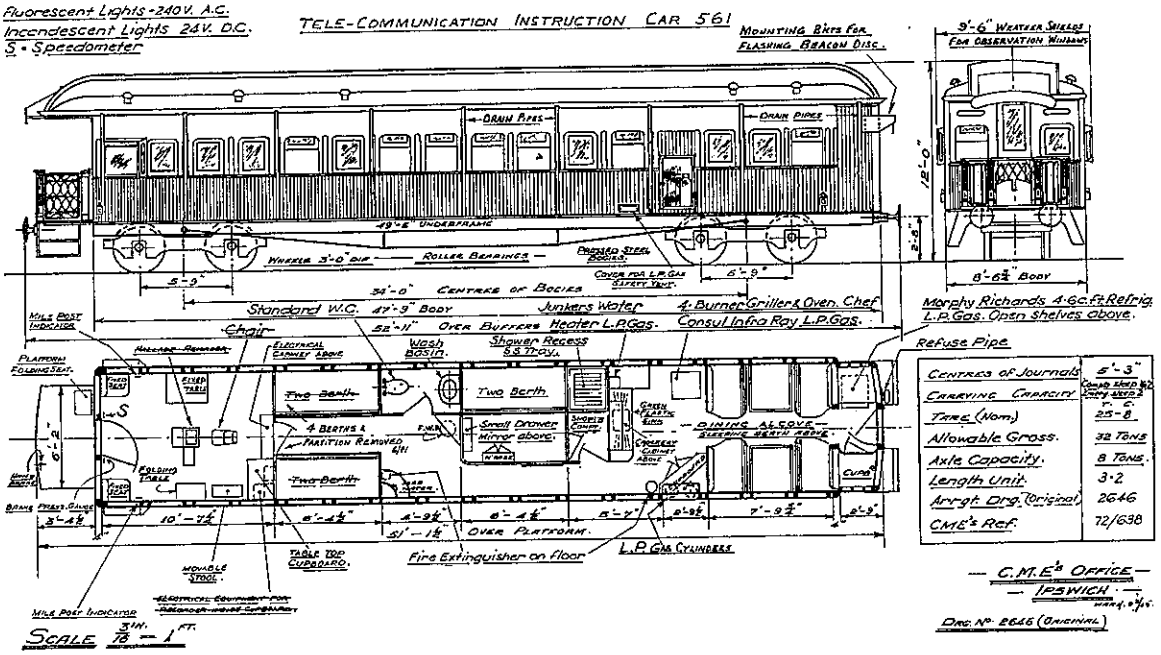

SCALE 3 IN. TO 1 FT.

CENTRES OF JOURNALS	5'-3"
CARRYING CAPACITY	25-8
TARE (Nom.)	32 TONS
Allowable Gross.	8 TONS.
Axle Capacity.	3·2
Length Unit.	2646
Arrgt. Drg. (Original)	72/638
CME's Ref.	

— C.M.E.'s OFFICE —
— IPSWICH —

DRG. NO. 2646 (ORIGINAL)

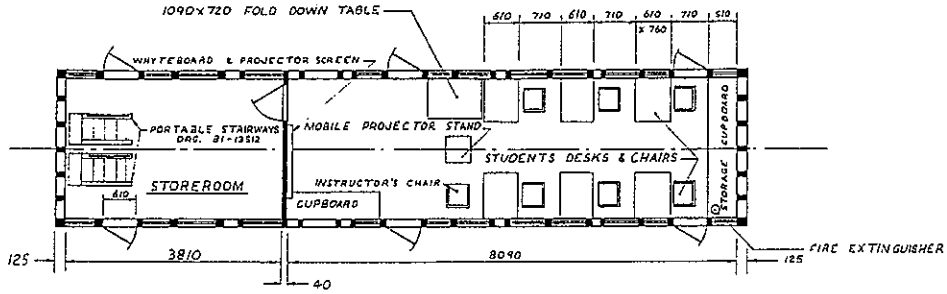

SEATING CAP.	7
NOMINAL TARE	17·9 t
ALLOWABLE GROSS MASS	32·5 t
LENGTH UNIT	2·6
DRAWGEAR CLASS	D3
ARRG'T. DRG.	—
DRG. LIST	—
CME'S REF	B2-140-114

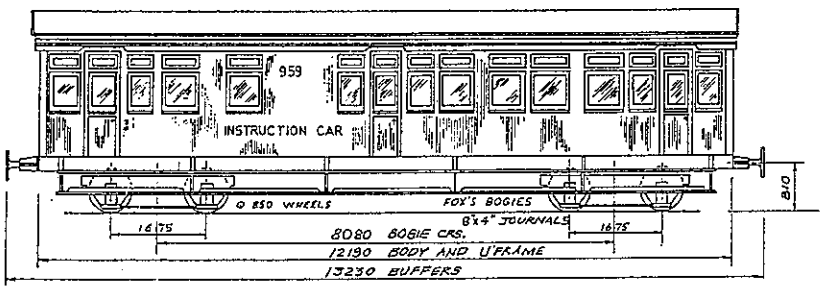

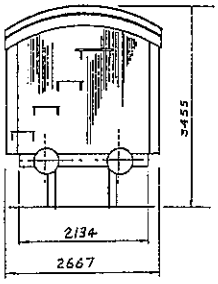

ALL DIMENSIONS ARE IN MILLIMETRES UNLESS OTHERWISE STATED.

QUEENSLAND RAILWAYS
CME. & W.S. BRANCH, IPSWICH.

INSTRUCTION CAR
959

FOR COMPOSITION OF MAIN LINE ELECTRIFICATION WORK TRAIN SEE DRG. A1-14393

CARRYING CAPACITY	
NOMINAL TARE	26 t
ALLOWABLE GROSS	32.5 t
LENGTH UNIT	3·0
DRAWGEAR CLASS	D3
ARR'GT. DRAWING	A2-14391
DRAWING LIST	
CME REF.	4009E

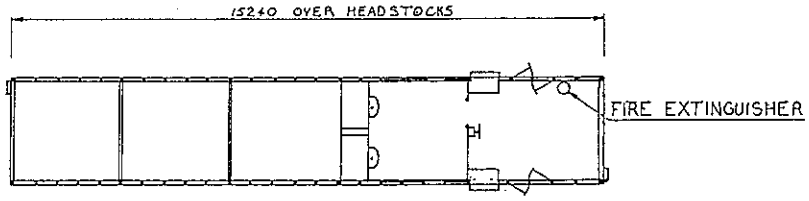

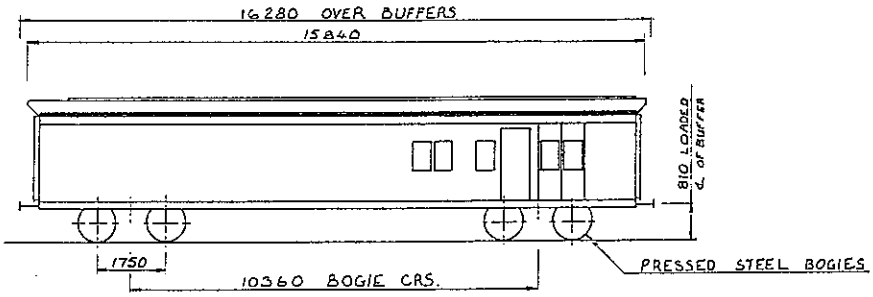

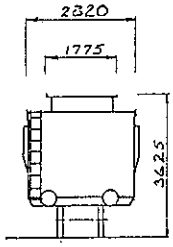

ALL DIMENSIONS ARE IN MILLIMETRES UNLESS OTHERWISE STATED

CONVERTED FROM 'BU'
CARRIAGE UNDERFRAME DRG K3291.

QUEENSLAND RAILWAYS
CWE. BRANCH, IPSWICH.

BRAKE VAN
CLASS 'EWT'

FOR COMPOSITION OF MAIN LINE ELECTRIFICATION WORK TRAIN SEE DRG. AI-14393.

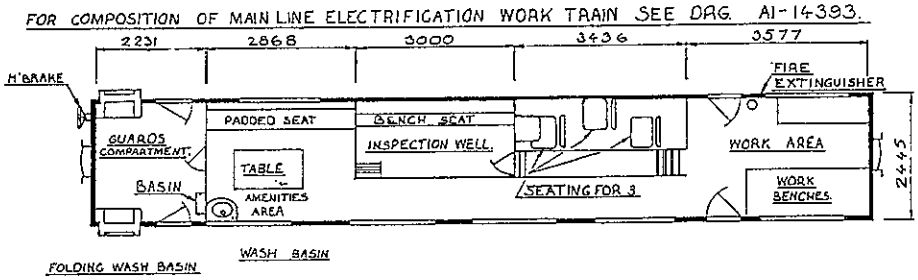

CARRYING CAPACITY	
NOMINAL TARE	26·1 t
ALLOWABLE GROSS	32·5t
LENGTH UNIT	3·3
DRAWGEAR CLASS	D1
ARRGT. DRAWING	AI-14412
C.M.E.'S REF.	4009E

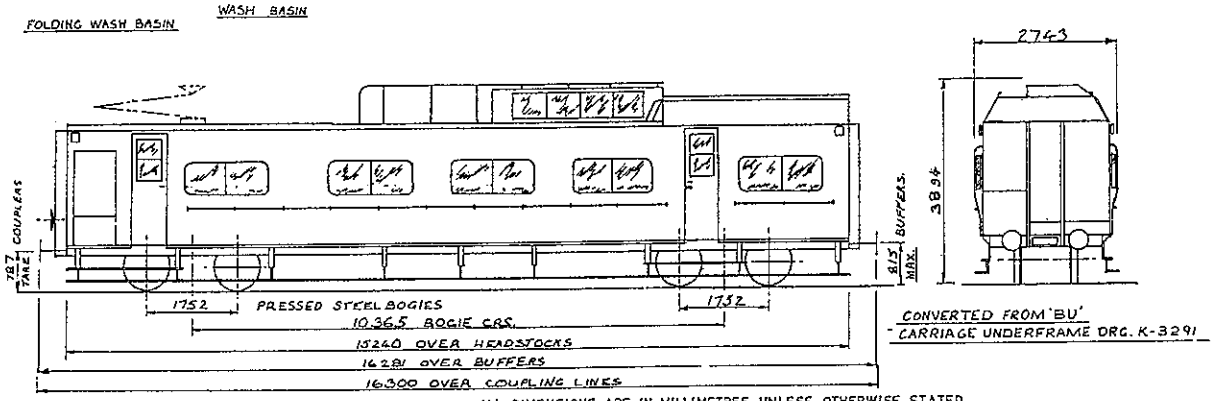

CONVERTED FROM 'BU'
CARRIAGE UNDERFRAME DRG. K-3291

ALL DIMENSIONS ARE IN MILLIMETRES UNLESS OTHERWISE STATED.

QUEENSLAND RAILWAYS
CWE. BRANCH. IPSWICH.

INSPECTION CAR
CLASS 'EWT'

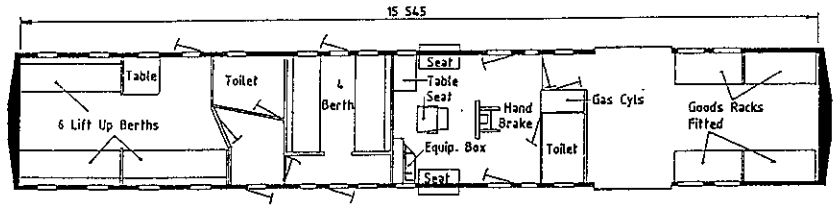

NOMINAL TARE	25.4t
ALLOWABLE GROSS	33.0t
DRAWGEAR CLASS	D2
ARRANGEMENT DRAWING	—
LENGTH UNIT	3.3
DRAWING LIST	—
C.W.E'S REFERENCE	4109E

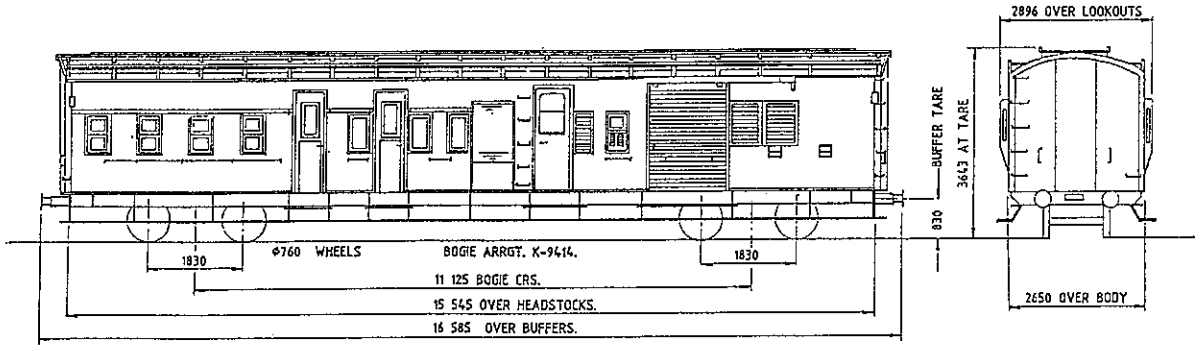

ALL DIMENSIONS ARE IN MILLIMETRES UNLESS OTHERWISE STATED

QUEENSLAND RAILWAYS
C.W.E. BRANCH. IPSWICH

BRAKE VAN
CLASS 'EWT'

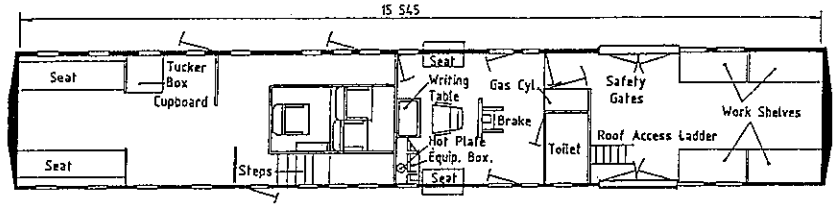

NOMINAL TARE	25.9t
ALLOWABLE GROSS	33.0t
DRAWGEAR CLASS	D2
ARRANGEMENT DRAWING	AO-15020
LENGTH UNIT	3.3
DRAWING LIST	777
C.W.E'S REFERENCE	4109E

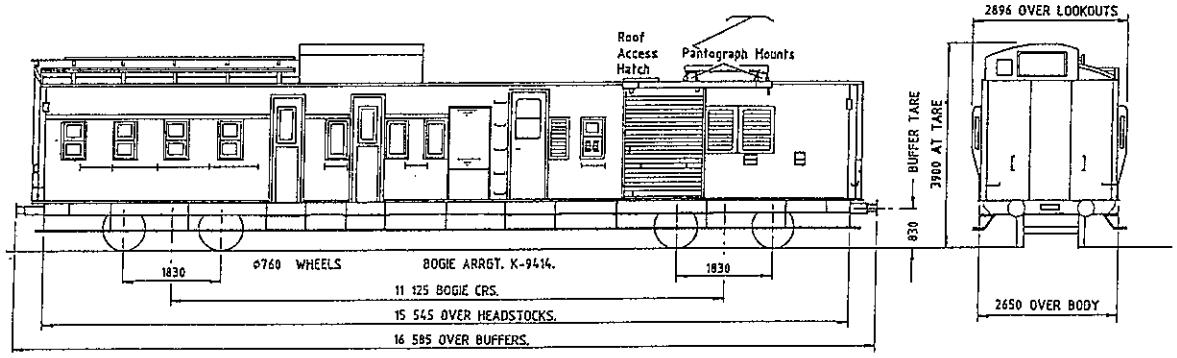

ALL DIMENSIONS ARE IN MILLIMETRES UNLESS OTHERWISE STATED.

QUEENSLAND RAILWAYS C.W.E BRANCH. IPSWICH
OVERHEAD WIRING INSPECTION CAR - CLASS 'EWT'

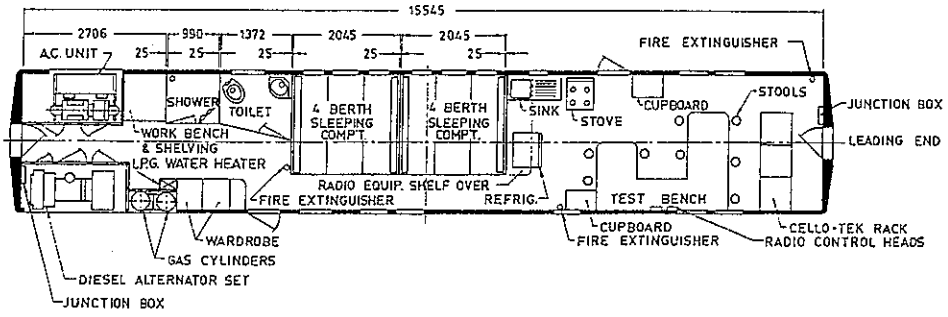

NOMINAL TARE	27·1 t
GROSS MASS	33·0 t
CARRYING CAP.	20 SITTING 8 SLEEPING
DRAW GEAR CLASS	D 1
ARRG'T DRG.	AO-14574
LENGTH UNIT	3·3
DRAWING LIST	
CME'S REFERENCE	4104 E

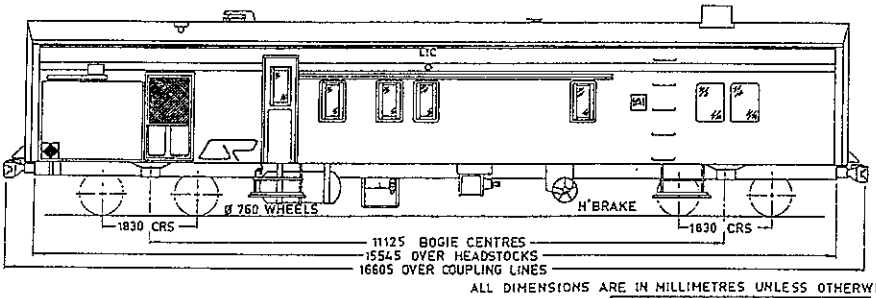

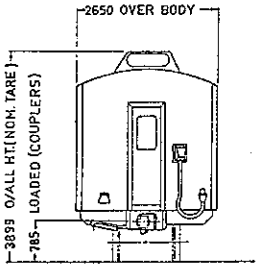

ALL DIMENSIONS ARE IN MILLIMETRES UNLESS OTHERWISE STATED

QUEENSLAND RAILWAYS CWE BRANCH. IPSWICH
LOCOMOTIVE TEST CAR CLASS - LTC

DIAGRAM EWT

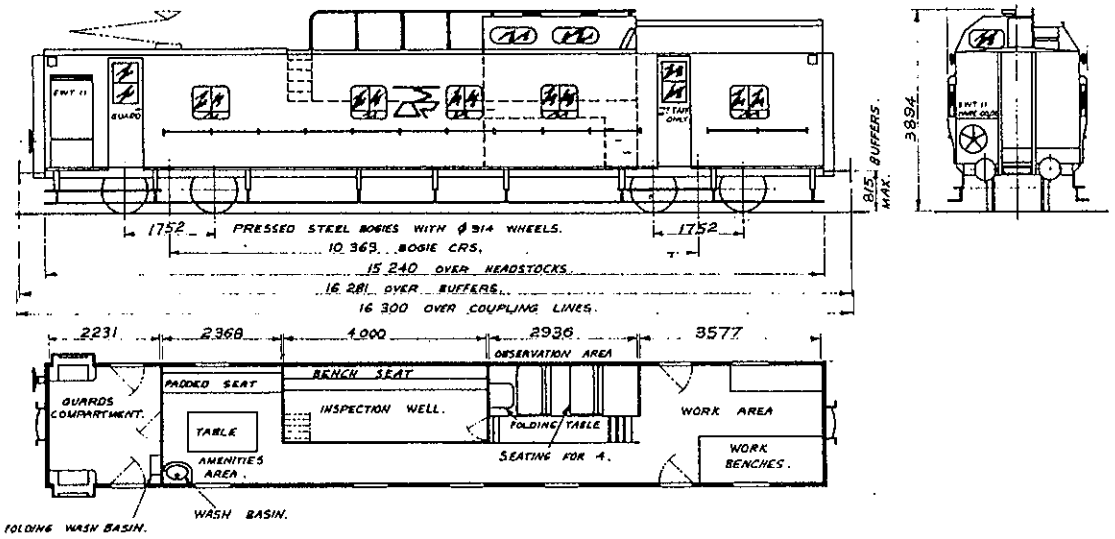
EWT 11
GUARD
STAFF ONLY
1752
PRESSED STEEL BOGIES WITH Ø 914 WHEELS.
10 363 BOGIE CRS.
15 240 OVER HEADSTOCKS.
16 281 OVER BUFFERS.
16 300 OVER COUPLING LINES.
815 BUFFERS MAX.
3894
2231
2368
1 000
2936
3577
OBSERVATION AREA
BENCH SEAT
PADDED SEAT
GUARDS COMPARTMENT.
INSPECTION WELL.
TABLE
AMENITIES AREA.
FOLDING TABLE
SEATING FOR 4.
WORK AREA
WORK BENCHES.
WASH BASIN.
FOLDING WASH BASIN.